

# CUSTOMIZE YOUR ECHELON II FIREPLACE




Clean Face Trim  
(available in Black, Bronze and Pewter)



Picture Frame Front  
(available in Charcoal and Pewter for the 36", 48", and 60")

## Front Finishes



Black



Bronze



Charcoal



Pewter



Above: Echelon II 48" see-through with picture frame front in Charcoal, Diamond glass firebed and driftwood logs  
Cover: Echelon II 72" shown with clean face trim in Black and Diamond glass firebed

## Interior Options



Driftwood Logs



Reflective Black Glass Panels



Natural Stone Kit



Bronze (standard)



Diamond



Sapphire



Onyx

## Control your comfort

**INTELLIFIRE APP** – All the features of a remote control with an app installed on your smart device. Monitor your fire from anywhere or even control it with the sound of your voice. IntelliFire is compatible with voice assistants Amazon Alexa and Google Assistant.

**TOUCHSCREEN REMOTE** – Features: on/off, flame height adjustment, fan speed, lights adjustment, thermostat mode, room temperature readout, child lock, timer mode, battery backup, cold climate mode, power vent, wall docking station (fan, lights and power vent are dependent on your fireplace).

**WIRELESS WALL SWITCH** – Features: on/off, battery strength indicator, cold climate mode



## Move heat where you want it

### Passive Heat

Passive heat disperses heat naturally without moving parts, to allow TVs to be mounted above the fireplace without a mantel or shelf. Choose side, front or open wall register.



Side register




Front register



Open wall register  
(opening 2" from ceiling)


### Heat-Zone® Technology

Draw heat from your fireplace to another room in your home. Redirect up to 50% of the heat, while reducing wall temperatures above the fireplace.



### Heat-Out® Technology


Draw heat from your fireplace and direct it outside. Redirect up to 40% of the heat while reducing wall temperatures above the fireplace.



## Install virtually anywhere

### Power Venting Technology

A fan-powered accessory with slim venting can zigzag throughout your home – up, down, over or under – making it possible to install a gas fireplace virtually anywhere.



**IntelliFire Touch® Ignition System** IntelliFire Touch is our most advanced intermittent-pilot ignition (IPI) system, making operating your appliance simple, smart and safe. Select from the IntelliFire app, touchscreen remote or wireless wall switch for the solution that fits your life.

**Direct Vent Technology** Direct vent gas inserts remove 100% of combustion exhaust and fumes to the outside of the home. These sealed fireplaces provide optimal heat, conserve energy and ensure clean indoor air quality.




For more information about Majestic efficient and environmentally-friendly products, please visit [majesticproducts.com](http://majesticproducts.com)

### Limited Lifetime Warranty<sup>1</sup>

The strongest in the industry, Majestic provides a limited lifetime warranty on gas-burning products of the most important aspects: firebox and heat exchanger.

<sup>1</sup>: For full warranty details go to [majesticproducts.com](http://majesticproducts.com). The information provided in this literature is for planning purposes only and subject to change. Please consult the installation manual for actual installation. Actual product appearance may differ from product images. Fireplace, stove and insert surfaces get extremely HOT and can cause severe burns if touched. Keep a safe distance away. Visit [www.majesticproducts.com](http://www.majesticproducts.com) to learn more. Google and Google Home are trademarks of Google LLC. Amazon, Alexa, and all related logos are trademarks of Amazon.com, Inc. or its affiliates. © 2020 Hearth & Home Technologies®



MAJ-0011U-0620