






Minimum Fireplace Dimensions


KIVA-Burner with controls (Match Lite, SPQMKN/LP, MVQMKN/LP, MMVKR-NG/LP, MVKEIKN/LP, EIS-N/L) 	MINIMUM FIREPLACE SIZES						
	SIZE	FRONT WIDTH	DEPTH	BACK WIDTH	HEIGHT	BTU RATING NG	BTU RATING LP
	18"	24"	12"	12"	18"	45k	35k
	24"	30"	12"	18"	18"	52k	49k
30"	35"	12"	21"	18"	65k	64k	


Glass T/H-Burner with controls (Match Lite, SPQMKN/LP, MVQMKN/LP, MMVKR-NG/LP, EIS-N/L) 	MINIMUM FIREPLACE SIZES						
	SIZE	FRONT WIDTH	DEPTH	BACK WIDTH	HEIGHT	BTU RATING NG	BTU RATING LP
	18"	30"	14"	18"	10"	52k	49k
	21"	33"	14"	21"	10"	58k	58k
	24"	36"	14"	24"	10"	64k	64k
	30"	42"	16"	30"	10"	76k	79k
	36"	48"	16"	36"	10"	81k	83k
	42"	54"	16"	42"	10"	86k	87k
48"	60"	16"	48"	10"	150k	145k	
60"	72"	16"	60"	10"	175k	165k	

Glass T/H-Burner with controls (MVKEI/LP) 	MINIMUM FIREPLACE SIZES						
	SIZE	FRONT WIDTH	DEPTH	BACK WIDTH	HEIGHT	BTU RATING NG	BTU RATING LP
	18"	36"	14"	24"	10"	52k	49k
	21"	39"	14"	27"	10"	58k	58k
	24"	42"	14"	30"	10"	64k	64k
	30"	48"	16"	36"	10"	76k	79k
36"	54"	16"	42"	10"	81k	83k	
42"	60"	16"	48"	10"	86k	87k	

2-Burner See Through with controls (Match Lite, HCSPQMKN/LP, HCMVQMKN/LP, MMVKR-NG/LP, EIS-N/L) 	MINIMUM FIREPLACE SIZES						
	SIZE	FRONT WIDTH	DEPTH	BACK WIDTH	HEIGHT	BTU RATING NG	BTU RATING LP
	18"	30"	14"	30"	14"	103k	93k
	24"	36"	14"	36"	14"	118k	100k
	30"	42"	16"	42"	14"	128k	115k
	36"	48"	16"	48"	14"	135k	125k
	42"	54"	16"	54"	14"	140k	130k
48"	60"	16"	60"	16"	150k	145k	
60"	72"	16"	72"	16"	175k	165k	

2-Burner See Through with controls (MVKEIKN/LP) 	MINIMUM FIREPLACE SIZES						
	SIZE	FRONT WIDTH	DEPTH	BACK WIDTH	HEIGHT	BTU RATING NG	BTU RATING LP
	18"	36"	14"	36"	14"	103k	93k
	24"	42"	14"	42"	14"	118k	100k
	30"	48"	16"	48"	14"	—	115k
36"	54"	16"	54"	14"	—	125k	
42"	60"	16"	60"	14"	—	130k	

3-Burner See Through with controls (Match Lite, HCSPQMKN/LP, HCMVQMKN/LP, MMVKR-NG/LP, MVKEIKN/LP, EIS-N/L) 	MINIMUM FIREPLACE SIZES						
	SIZE	FRONT WIDTH	DEPTH	BACK WIDTH	HEIGHT	BTU RATING NG	BTU RATING LP
	18"	30"	14"	30"	16"	103k	93k
	24"	36"	14"	36"	16"	118k	100k
	30"	42"	16"	42"	16"	128k	115k
36"	48"	16"	48"	16"	135k	125k	
42"	54"	16"	54"	16"	140k	130k	

Jumbo-Burner See Through with controls (Match Lite, HCSPQMKN/LP, HCMVQMKN/LP, MMVKR-NG/LP, MVKEIKN/LP, EIS-N/L) 	MINIMUM FIREPLACE SIZES						
	SIZE	FRONT WIDTH	DEPTH	BACK WIDTH	HEIGHT	BTU RATING NG	BTU RATING LP
	24"	36"	26"	36"	30"	103k	95k
	30"	42"	26"	42"	30"	112k	110k
	36"	48"	26"	48"	30"	165k	155k
	42"	54"	26"	54"	30"	185k	170k
	48"	60"	26"	60"	30"	210k	195k
60"	72"	26"	72"	30"	250k	235k	