



# Minimum Fireplace Dimensions




Lava Burner with Glowfire™ Logs

**Grand Canyon Gas Logs**

3515 East Atlanta Avenue, Phoenix, Arizona 85040  
602-344-4217 • [grandcanyongaslogs.com](http://grandcanyongaslogs.com)

# Minimum Fireplace Dimensions

| Lava Burner   | MINIMUM FIREPLACE SIZES |             |       |            |        |               |     |               |     |
|---|-------------------------|-------------|-------|------------|--------|---------------|-----|---------------|-----|
|   | SIZE                    | FRONT WIDTH | DEPTH | BACK WIDTH | HEIGHT | BTU RATING NG |     | BTU RATING LP |     |
|   |                         |             |       |            |        | HIGH          | LOW | HIGH          | LOW |
|  | 18"                     | 28"         | 16"   | 18"        | 22"    | 40k           | 25k | 40k           | 18k |
|   | 24"                     | 34"         | 16"   | 24"        | 22"    | 55k           | 35k | 55k           | 30k |
|   | 30"                     | 40"         | 18"   | 30"        | 26"    | 75k           | 45k | 75k           | 40k |
|   | 36"                     | 46"         | 18"   | 36"        | 26"    | 85k           | 55k | 85k           | 48k |

| 2-Burner with controls (Match Lite, SPQMKN/LP, MVQMKN/LP, MMVKR-NG/LP, EIS-N/L) | MINIMUM FIREPLACE SIZES |             |       |            |        |               |      |               |
|---|-------------------------|-------------|-------|------------|--------|---------------|------|---------------|
|   | SIZE                    | FRONT WIDTH | DEPTH | BACK WIDTH | HEIGHT | BTU RATING NG |      | BTU RATING LP |
|   | 18"                     | 30"         | 14"   | 18"        | 14"    | 52k           |      | 49k           |
| 21"   | 33"                     | 14"         | 21"   | 14"        | 58k    |               | 58k  |               |
| 24"   | 36"                     | 14"         | 24"   | 14"        | 64k    |               | 64k  |               |
| 30"   | 42"                     | 16"         | 30"   | 14"        | 76k    |               | 79k  |               |
| 36"   | 48"                     | 16"         | 36"   | 14"        | 81k    |               | 83k  |               |
| 42"   | 54"                     | 16"         | 42"   | 14"        | 86k    |               | 87k  |               |
| 48"   | 60"                     | 16"         | 48"   | 16"        | 150k   |               | 145k |               |
| 60"   | 72"                     | 16"         | 60"   | 16"        | 175k   |               | 165k |               |

| 2-Burner with controls (MVKEIKN/LP) | MINIMUM FIREPLACE SIZES |             |       |            |        |               |     |               |
|-------------------------------------|-------------------------|-------------|-------|------------|--------|---------------|-----|---------------|
|                                     | SIZE                    | FRONT WIDTH | DEPTH | BACK WIDTH | HEIGHT | BTU RATING NG |     | BTU RATING LP |
|                                     | 18"                     | 36"         | 14"   | 24"        | 14"    | 52k           |     | 49k           |
| 21"                                 | 39"                     | 14"         | 27"   | 14"        | 58k    |               | 58k |               |
| 24"                                 | 42"                     | 14"         | 30"   | 14"        | 64k    |               | 64k |               |
| 30"                                 | 48"                     | 16"         | 36"   | 14"        | 76k    |               | 79k |               |
| 36"                                 | 54"                     | 16"         | 42"   | 14"        | 81k    |               | 83k |               |
| 42"                                 | 60"                     | 16"         | 48"   | 14"        | 86k    |               | 87k |               |

| 3-Burner with controls (Match Lite, SPQMKN/LP, MVQMKN/LP, MMVKR-NG/LP, MVKEIKN/LP, EIS-N/L) | MINIMUM FIREPLACE SIZES |             |       |            |        |               |      |               |
|---|-------------------------|-------------|-------|------------|--------|---------------|------|---------------|
|   | SIZE                    | FRONT WIDTH | DEPTH | BACK WIDTH | HEIGHT | BTU RATING NG |      | BTU RATING LP |
|   | 18"                     | 30"         | 14"   | 18"        | 16"    | 46k           |      | 41k           |
| 21"   | 33"                     | 14"         | 21"   | 16"        | 58k    |               | 58k  |               |
| 24"   | 36"                     | 14"         | 24"   | 16"        | 74k    |               | 64k  |               |
| 30"   | 42"                     | 16"         | 30"   | 16"        | 102k   |               | 91k  |               |
| 36"   | 48"                     | 16"         | 36"   | 16"        | 111k   |               | 106k |               |
| 42"   | 54"                     | 16"         | 42"   | 16"        | 120k   |               | 121k |               |

| Jumbo Slimline-Burner with controls (Match Lite, HCSPQMKN/LP, HCMVMQKN/LP, MMVKR-NG/LP, MVKEIKN/LP, EIS-N/L) | MINIMUM FIREPLACE SIZES |             |       |            |        |               |      |               |
|--|-------------------------|-------------|-------|------------|--------|---------------|------|---------------|
|  | SIZE                    | FRONT WIDTH | DEPTH | BACK WIDTH | HEIGHT | BTU RATING NG |      | BTU RATING LP |
|  | 24"                     | 36"         | 21"   | 24"        | 30"    | 103k          |      | 95k           |
| 30"  | 42"                     | 21"         | 30"   | 30"        | 112k   |               | 110k |               |
| 36"  | 48"                     | 21"         | 36"   | 30"        | 150k   |               | 145k |               |
| 42"  | 54"                     | 21"         | 42"   | 30"        | 165k   |               | 160k |               |
| 48"  | 60"                     | 21"         | 48"   | 30"        | 195k   |               | 190k |               |
| 60"  | 72"                     | 21"         | 60"   | 30"        | 230k   |               | 225k |               |


  


| Jumbo-Burner with controls (Match Lite, HCSPQMKN/LP, HCMVMQKN/LP, EIS-N/LP) | MINIMUM FIREPLACE SIZES |             |       |            |        |               |      |               |
|---|-------------------------|-------------|-------|------------|--------|---------------|------|---------------|
|   | SIZE                    | FRONT WIDTH | DEPTH | BACK WIDTH | HEIGHT | BTU RATING NG |      | BTU RATING LP |
|   | 36"                     | 48"         | 24"   | 36"        | 30"    | 150k          |      | 145k          |
| 42"   | 54"                     | 24"         | 42"   | 30"        | 165k   |               | 160k |               |
| 48"   | 60"                     | 24"         | 48"   | 30"        | 195k   |               | 190k |               |
| 60"   | 72"                     | 24"         | 60"   | 30"        | 230k   |               | 225k |               |
| 72"   | 84"                     | 24"         | 72"   | 30"        | 240k   |               | 230k |               |
| 84"   | 96"                     | 24"         | 84"   | 30"        | 270k   |               | 240k |               |
| 96"   | 108"                    | 24"         | 96"   | 30"        | 300k   |               | 275k |               |
| 108"  | 120"                    | 24"         | 108"  | 30"        | 350k   |               | 325k |               |
| 120"  | 132"                    | 24"         | 120"  | 30"        | 500k   |               | 450k |               |


  


| Bedrock Vented Linear Drop-in Burner | MINIMUM FIREPLACE SIZES |             |       |            |          |               |          |               |
|--------------------------------------|-------------------------|-------------|-------|------------|----------|---------------|----------|---------------|
|                                      | SIZE                    | FRONT WIDTH | DEPTH | BACK WIDTH | HEIGHT   | BTU RATING NG |          | BTU RATING LP |
|                                      | 24"                     | 24"         | 15"   | 24"        | 20"      | 30k/20k       |          | 30k/15k       |
| 36"                                  | 36"                     | 15"         | 36"   | 20"        | 45k/30k  |               | 45k/20k  |               |
| 48"                                  | 48"                     | 15"         | 48"   | 20"        | 60k/40k  |               | 60k/30k  |               |
| 60"                                  | 60"                     | 15"         | 60"   | 20"        | 75k/50k  |               | 75k/40k  |               |
| 72"                                  | 72"                     | 15"         | 72"   | 20"        | 90k/60k  |               | 90k/50k  |               |
| 84"                                  | 84"                     | 15"         | 84"   | 20"        | 105k/70k |               | 105k/55k |               |
| 96"                                  | 96"                     | 15"         | 96"   | 20"        | 120k/80k |               | 120k/60k |               |


# Minimum Fireplace Dimensions


| <b>KIVA-Burner</b> with controls (Match Lite, SPQMKN/LP, MVQMKN/LP, MMVKR-NG/LP, MVKEIKN/LP, EIS-N/L)<br> | MINIMUM FIREPLACE SIZES |             |       |            |        |               |               |
|--|-------------------------|-------------|-------|------------|--------|---------------|---------------|
|  | SIZE                    | FRONT WIDTH | DEPTH | BACK WIDTH | HEIGHT | BTU RATING NG | BTU RATING LP |
|  | 18"                     | 24"         | 12"   | 12"        | 18"    | 45k           | 35k           |
|  | 24"                     | 30"         | 12"   | 18"        | 18"    | 52k           | 49k           |
| 30"  | 35"                     | 12"         | 21"   | 18"        | 65k    | 64k           |               |


| <b>Glass T/H-Burner</b> with controls (Match Lite, SPQMKN/LP, MVQMKN/LP, MMVKR-NG/LP, EIS-N/L)<br> | MINIMUM FIREPLACE SIZES |             |       |            |        |               |               |
|---|-------------------------|-------------|-------|------------|--------|---------------|---------------|
|   | SIZE                    | FRONT WIDTH | DEPTH | BACK WIDTH | HEIGHT | BTU RATING NG | BTU RATING LP |
|   | 18"                     | 30"         | 14"   | 18"        | 10"    | 52k           | 49k           |
|   | 21"                     | 33"         | 14"   | 21"        | 10"    | 58k           | 58k           |
|   | 24"                     | 36"         | 14"   | 24"        | 10"    | 64k           | 64k           |
|   | 30"                     | 42"         | 16"   | 30"        | 10"    | 76k           | 79k           |
|   | 36"                     | 48"         | 16"   | 36"        | 10"    | 81k           | 83k           |
|   | 42"                     | 54"         | 16"   | 42"        | 10"    | 86k           | 87k           |
| 48"   | 60"                     | 16"         | 48"   | 10"        | 150k   | 145k          |               |
| 60"   | 72"                     | 16"         | 60"   | 10"        | 175k   | 165k          |               |

| <b>Glass T/H-Burner</b> with controls (MVKEI/LP)<br> | MINIMUM FIREPLACE SIZES |             |       |            |        |               |               |
|---|-------------------------|-------------|-------|------------|--------|---------------|---------------|
|   | SIZE                    | FRONT WIDTH | DEPTH | BACK WIDTH | HEIGHT | BTU RATING NG | BTU RATING LP |
|   | 18"                     | 36"         | 14"   | 24"        | 10"    | 52k           | 49k           |
|   | 21"                     | 39"         | 14"   | 27"        | 10"    | 58k           | 58k           |
|   | 24"                     | 42"         | 14"   | 30"        | 10"    | 64k           | 64k           |
|   | 30"                     | 48"         | 16"   | 36"        | 10"    | 76k           | 79k           |
| 36"   | 54"                     | 16"         | 42"   | 10"        | 81k    | 83k           |               |
| 42"   | 60"                     | 16"         | 48"   | 10"        | 86k    | 87k           |               |

| <b>2-Burner See Through</b> with controls (Match Lite, HCSPQMKN/LP, HCMVQMKN/LP, MMVKR-NG/LP, EIS-N/L)<br> | MINIMUM FIREPLACE SIZES |             |       |            |        |               |               |
|--|-------------------------|-------------|-------|------------|--------|---------------|---------------|
|  | SIZE                    | FRONT WIDTH | DEPTH | BACK WIDTH | HEIGHT | BTU RATING NG | BTU RATING LP |
|  | 18"                     | 30"         | 14"   | 30"        | 14"    | 103k          | 93k           |
|  | 24"                     | 36"         | 14"   | 36"        | 14"    | 118k          | 100k          |
|  | 30"                     | 42"         | 16"   | 42"        | 14"    | 128k          | 115k          |
|  | 36"                     | 48"         | 16"   | 48"        | 14"    | 135k          | 125k          |
|  | 42"                     | 54"         | 16"   | 54"        | 14"    | 140k          | 130k          |
| 48"  | 60"                     | 16"         | 60"   | 16"        | 150k   | 145k          |               |
| 60"  | 72"                     | 16"         | 72"   | 16"        | 175k   | 165k          |               |

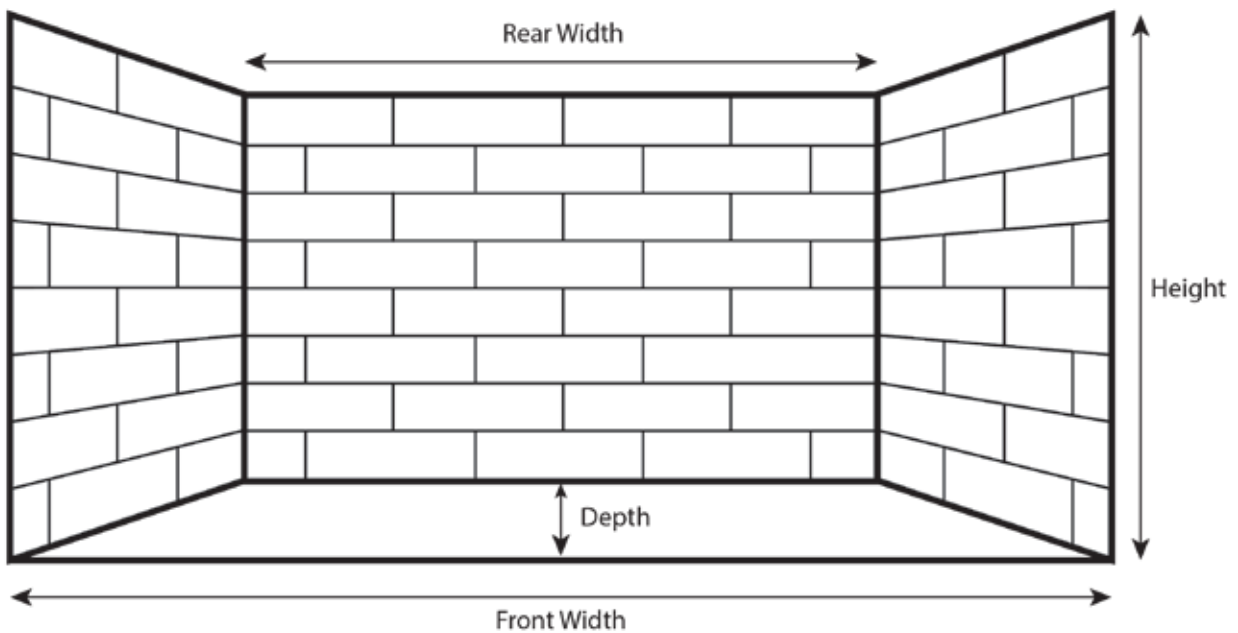
| <b>2-Burner See Through</b> with controls (MVKEIKN/LP)<br> | MINIMUM FIREPLACE SIZES |             |       |            |        |               |               |
|---|-------------------------|-------------|-------|------------|--------|---------------|---------------|
|   | SIZE                    | FRONT WIDTH | DEPTH | BACK WIDTH | HEIGHT | BTU RATING NG | BTU RATING LP |
|   | 18"                     | 36"         | 14"   | 36"        | 14"    | 103k          | 93k           |
|   | 24"                     | 42"         | 14"   | 42"        | 14"    | 118k          | 100k          |
|   | 30"                     | 48"         | 16"   | 48"        | 14"    | —             | 115k          |
| 36"   | 54"                     | 16"         | 54"   | 14"        | —      | 125k          |               |
| 42"   | 60"                     | 16"         | 60"   | 14"        | —      | 130k          |               |

| <b>3-Burner See Through</b> with controls (Match Lite, HCSPQMKN/LP, HCMVQMKN/LP, MMVKR-NG/LP, MVKEIKN/LP, EIS-N/L)<br> | MINIMUM FIREPLACE SIZES |             |       |            |        |               |               |
|---|-------------------------|-------------|-------|------------|--------|---------------|---------------|
|   | SIZE                    | FRONT WIDTH | DEPTH | BACK WIDTH | HEIGHT | BTU RATING NG | BTU RATING LP |
|   | 18"                     | 30"         | 14"   | 30"        | 16"    | 103k          | 93k           |
|   | 24"                     | 36"         | 14"   | 36"        | 16"    | 118k          | 100k          |
|   | 30"                     | 42"         | 16"   | 42"        | 16"    | 128k          | 115k          |
| 36"   | 48"                     | 16"         | 48"   | 16"        | 135k   | 125k          |               |
| 42"   | 54"                     | 16"         | 54"   | 16"        | 140k   | 130k          |               |

| <b>Jumbo-Burner See Through</b> with controls (Match Lite, HCSPQMKN/LP, HCMVQMKN/LP, MMVKR-NG/LP, MVKEIKN/LP, EIS-N/L)<br> | MINIMUM FIREPLACE SIZES |             |       |            |        |               |               |
|---|-------------------------|-------------|-------|------------|--------|---------------|---------------|
|   | SIZE                    | FRONT WIDTH | DEPTH | BACK WIDTH | HEIGHT | BTU RATING NG | BTU RATING LP |
|   | 24"                     | 36"         | 26"   | 36"        | 30"    | 103k          | 95k           |
|   | 30"                     | 42"         | 26"   | 42"        | 30"    | 112k          | 110k          |
|   | 36"                     | 48"         | 26"   | 48"        | 30"    | 165k          | 155k          |
|   | 42"                     | 54"         | 26"   | 54"        | 30"    | 185k          | 170k          |
|   | 48"                     | 60"         | 26"   | 60"        | 30"    | 210k          | 195k          |
| 60"   | 72"                     | 26"         | 72"   | 30"        | 250k   | 235k          |               |



## Size, Log, Burner, Controls, and Accessories.



Thank you for choosing Grand Canyon Gas Logs, we appreciate all our customers and hope you have many years of enjoyment of our products.

Take a look at our other products from our RPG Brands family of companies.

**RPG BRANDS**

MODERN FLAMES<sup>®</sup>  
ELECTRIC FIREPLACES

EST. IN ARIZONA  
**WILDFIRE**  
OUTDOOR LIVING

GRAND CANYON  
GAS LOGS

All rights reserved U.S.A.,  
10\_2023\_V3 • OCTOBER 2023

Products and specifications subject to change without notice.