



# Nectre N65 Wood Stove

Elegant, powerful heating with high efficiency and low emissions



## Specifications



**67%**  
EFFICIENCY



**1.98g**  
EMISSIONS



**68,500 BTU**  
(19.8kW)  
PEAK OUTPUT



UP-TO  
**10hr**  
BURN TIME



**12.6"**  
(320mm)  
MAX LOG



UP-TO  
**2,150** sq. ft.  
(up to 200m<sup>2</sup>)  
COVERAGE



**1/4"**  
(6mm)  
CONSTRUCTION



**1.67** cu. ft.  
(.047m<sup>3</sup>)  
FIREBOX SIZE

- Certified for EPA 2020 New Source Performance Standards
- Finished in black metallic paint
- Steel door with ceramic glass
- 6" stove pipe diameter
- Steel baffle with steel brick retainer and firebrick lining to improve thermal mass
- Rear clearance 10" (25.4 cm)
- Approved hardwood storage box

■ Emissions quoted are grams per kilogram. Construction of the Nectre N65 is mild steel. Warranty\* provided is on the firebox only. Efficiency percentages quoted are peak. Burn time quoted is up to. BTU/Kilowatt output quoted is peak.

\* Burn times may vary, to achieve best burn rate times please visit [www.nectreusa.com](http://www.nectreusa.com)



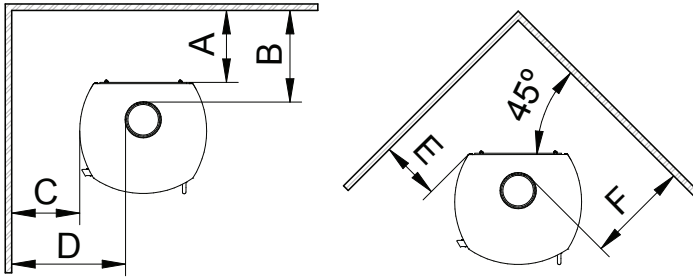


# N65 Wood Stove

Radiant / Convection  
Wood Stove

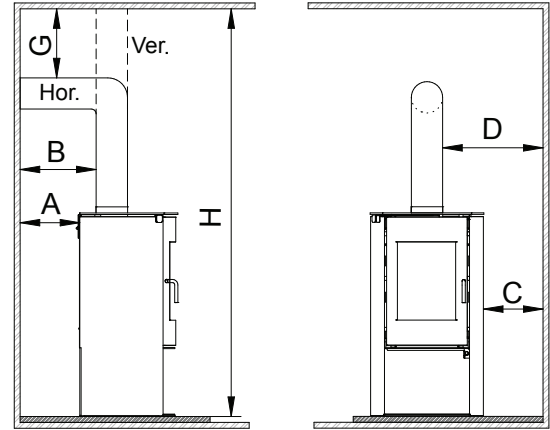


## Clearances to Combustible Material



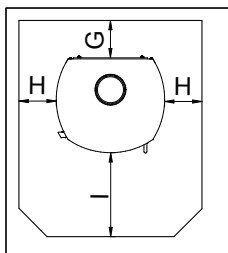
Minimum Clearance	Single Wall Connector	Double Wall Connector
<b>A</b> Back wall to stove rear	13" (33.0 cm)	10" (25.4 cm)
<b>B</b> Back Wall to connector pipe	16,5" (41.9 cm)	13" (33.0 cm)
<b>C</b> Side wall to stove side	12" (30.5 cm)	12" (30.5 cm)
<b>D</b> Side Wall to connector pipe	20,5" (52.1 cm)	20" (50.8 cm)
<b>E</b> Corner wall to stove corner	10,5" (26.7 cm)	6" (15.3 cm)
<b>F</b> Corner wall to connector pipe	18,5" (47.0 cm)	13,5" (34.3 cm)
Minimum ceiling to top of appliance	42" (106.7 cm)	

## Back Wall Exit Configuration



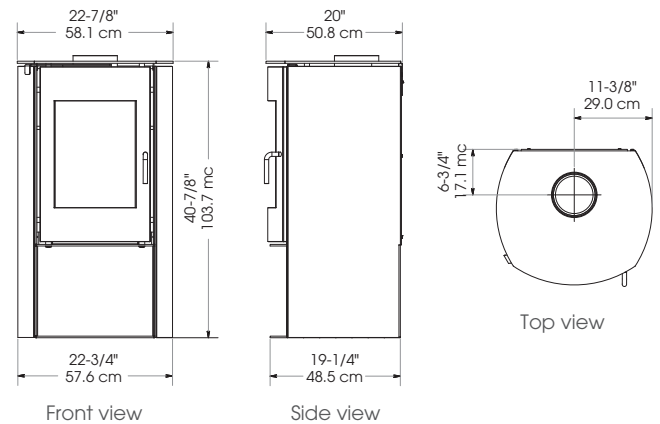
Minimum Clearance	Single Wall Connector	Double Wall Connector
<b>A</b> Back wall to stove rear	17" (43.2 cm)	10" (25.4 cm)
<b>B</b> Back Wall to connector pipe	20,5" (52.1 cm)	13" (33.0 cm)
<b>C</b> Side wall to stove side	12" (30.5 cm)	12" (30.5 cm)
<b>D</b> Side Wall to connector pipe	20,5" (52.1 cm)	20" (50.8 cm)
<b>G</b> Ceiling to horizontal connector pipe	18" (45.7 cm)	16" (40.7 cm)
<b>H</b> Ceiling to floor	82" (208.3 cm)	82" (208.3 cm)

## Floor Protector (Hearth)



Floor Protector		
	US	Canada
G	N/A	8" (20.3 cm)
H	5" (12.7 cm)	8" (20.3 cm)
I	16" (40.6 cm)	18" (45.7 cm)

\* For rear horizontal vents extend protection under and 2" either side of vent



Model #
N65
Description
Wood stove
UPC
781052 133105

Heat Output
68,500 BTU's/hr
Recommended Heating Area
Up to 200m <sup>2</sup> (2,150 sq. ft.)

Carton Dimensions (WxHxD)
28-1/8" x 48-5/8" x 25-3/8"
71.5 cm x 123.5 cm x 64.5 cm

Weight
419 lbs (190.0 KG)
Warranty <sup>1</sup>
10-year limited