

AMERICAN F^YRE DESIGNS™

outdoor products collection



American Fyre Designs™ • 2023 Product Catalog • RH Peterson Co.

RH PETERSON co.

CRAFTED WITH PRIDE  IN THE USA





AMERICAN FYRE DESIGNS™

Outdoor Products Collection

Homeowners all over the country have come to realize the allure of fire in their backyards. Fire brings warmth, glow and serenity, encouraging us to relax and unwind. An American Fyre Designs™ exterior fire feature will anchor your outdoor living space and turn your patio into an outdoor sanctuary inviting conversation that flows well into the night – even when there is chill in the air.

From Fireplaces perfect for cuddling up under the stars, to Firetables ideal for entertaining, each product is expertly crafted from innovative glass fiber reinforced concrete (GFRC). GFRC derives its strength from portions of alkali-resistant glass fiber and acrylic polymer blended into durable concrete to withstand the outdoor elements. Modularly constructed for easy assembly, American Fyre Designs™ products are an elegant addition to any outdoor area.

American Fyre Designs™ products are available in a variety of styles, colors and textures to complement any décor. Warm your outdoor living area with American Fyre Designs™.

Fireplaces

Create enticing outdoor ambiance with an American Fyre Designs™ Outdoor Fireplace. Expertly handcrafted from innovative glass fiber reinforced concrete (GFRC), a variety of styles, finishes, and options are available to select the right fireplace for you.

The Grand Series Fireplaces incorporate wall extension panels to create a more impressive design while keeping the same style and look of the fireplace. Wall extension panels expand upon the body of the Fireplace to create many new decorating opportunities while also providing a beautiful separation to the world behind the fireplace.

Most fireplaces are available in vent-free versions which permit you to locate your fireplace in a lanai or other covered outdoor area.



Pictured above: Milan Tall Linear Fireplace (211-TA-N-BA-M8xC) in Black Lava Finish and Gold Reflective Fyre Glass.

Feature Highlights

- Modularly constructed as easy-to-assemble components
- Exterior may be recessed to accommodate field cladding in tile, stone, or other veneer
- Most fireplaces available as Vented or Vent-Free
- All Vent-Free fireplaces are blocked at the top and throat of the firebox
- Most Fireplaces include herringbone firebox liners (excluding Brooklyn, Manhattan and Milan models)



Grand Cordova Fireplace

Model shown: **882-35-N-WA-xxC*** // Finish: WA, White Aspen

- Dimensions: 110" w x 41" d x 95" h
- Includes Rectangle Extended Bullnose Hearth

MODEL #	DESCRIPTION
882-35-x-xx-xxC	Vented Fireplace
182-35-x-xx-xxC	Vent-Free Fireplace



Grand Phoenix Fireplace

Model shown: **818-05-N-CB-xxC*** // Finish: CB, Café Blanco

- Dimensions: 113" w x 36" d x 87" h
- Includes Extended Bullnose Hearth

MODEL #	DESCRIPTION
818-05-x-xx-xxC	Vented Fireplace
118-05-x-xx-xxC	Vent-Free Fireplace



Mariposa Fireplace with stacked stone veneer



Grand Mariposa Fireplace

Model shown: **868-05-N-CB-xxC*** // Finish: CB, Café Blanco

- Dimensions: 113" w x 36" d x 67" h
- Includes Extended Bullnose Hearth

MODEL #	DESCRIPTION
868-05-x-xx-xxC	Vented Fireplace
168-05-x-xx-xxC	Vent-Free Fireplace



Grand Petite Cordova Fireplace

Model shown: **865-10-N-SM-xxC*** // Finish: SM, Smoke

- Dimensions: 127" w x 36" d x 84" h
- Includes Extended Bullnose Hearth

MODEL #	DESCRIPTION
865-10-x-xx-xxC	Vented Fireplace
165-10-x-xx-xxC	Vent-Free Fireplace

Fireplace venting options **V** = Vented **VF** = Vent Free

*Vented models shown. See local dealer for information on Vent-Free Fireplaces.

See pages 26 - 29 for available media, page 33 for accessories and page 35 for finish options.



Cordova Fireplace

Model shown: **022-20-N-CB-xxC*** // Finish: CB, Café Blanco

- Dimensions: 76" w x 41" d x 95" h
- Pictured with 16" Rectangle Bullnose Hearth

MODEL #	DESCRIPTION
022-xx-x-xx-xxC	Vented Fireplace
122-xx-x-xx-xxC	Vent-Free Fireplace



Reduced Cordova Fireplace

Model shown: **023-20-N-CB-xxC*** // Finish: CB, Café Blanco

- Dimensions: 76" w x 41" d x 82" h
- Pictured with 16" Radiused Bullnose Hearth

MODEL #	DESCRIPTION
023-xx-x-xx-xxC	Vented Fireplace
123-xx-x-xx-xxC	Vent-Free Fireplace



Petite Cordova Fireplace

Model shown: **025-01-N-CB-xxC*** // Finish: CB, Café Blanco

- Dimensions: 65" w x 36" d x 84" h
- Pictured with 16" Radiused Bullnose Hearth

MODEL #	DESCRIPTION
025-xx-x-xx-xxC	Vented Fireplace
125-xx-x-xx-xxC	Vent-Free Fireplace



Mariposa Fireplace

Model shown: **073-01-N-CB-xxC*** // Finish: CB, Café Blanco

- Dimensions: 65" w x 36" d x 67" h
- Pictured with 16" Radiused Bullnose Hearth

MODEL #	DESCRIPTION
073-xx-x-xx-xxC	Vented Fireplace
173-xx-x-xx-xxC	Vent-Free Fireplace



Phoenix Fireplace

Model shown: **017-01-N-SM-xxC*** // Finish: SM, Smoke

- Dimensions: 65" w x 36" d x 87" h
- Pictured with 16" Radiused Bullnose Hearth

MODEL #	DESCRIPTION
017-xx-x-xx-xxC	Vented Fireplace
117-xx-x-xx-xxC	Vent-Free Fireplace



Manhattan Fireplace

Model shown: **082-SB-N-CB-M3xC** // Finish: Café, Blanco
// Shelf finish: SB, Smooth Black

- Dimensions: 59" w x 32" d x 42" h
- Includes Mirror Stainless Steel Liner

MODEL #	DESCRIPTION	NG (Btu)	LP (Btu)
082-xx-N-xx-M3xC	Vented Fireplace	40,000	40,000

Propane model is equipped with an access door to house a 5 gal. LP tank inside the unit (not included).

*Vented models shown. See local dealer for information on Vent-Free Fireplaces.

See pages 26 - 29 for available media, page 33 for accessories and page 35 for finish options.

Fireplace venting options = Vented = Vent Free



NEW!

V

Milan Tall Linear Fireplace

Model shown: **211-TA-N-BA-H8xC** // Finish: BA, Black Lava

- Dimensions: 72" w x 16" d x 60" h
- 48" linear stainless steel burner

MODEL #	CONTROL VALVE	NG (Btu)	LP (Btu)
211-TA-N-xx-M8xC	Manual Flame Sensing	65,000	65,000
211-TA-N-xx-H8xC	FyreStarter Bluetooth†	100,000	100,000



NEW!

V

Milan Low Linear Fireplace

Model shown: **211-LO-N-CB-M8xC** // Finish: CB, Café Blanco

- Dimensions: 72" w x 16" d x 44" h
- 48" linear stainless steel burner

MODEL #	CONTROL VALVE	NG (Btu)	LP (Btu)
211-LO-N-xx-M8xC	Manual Flame Sensing	65,000	65,000
211-LO-N-xx-H8xC	FyreStarter Bluetooth†	100,000	100,000



V

VF

Contractor's Model w/ Moulding

Model shown: **045-11-A-WC-RBC*** // Finish: WC, White Concrete

- Dimensions: 67" w x 37" d x 91" h
- Add your own stone veneer for a custom look
- Available in White Concrete (WC) Only

MODEL #	DESCRIPTION
045-11-A-WC-RBC	Vented Fireplace
145-11-A-WC-RBC	Vent-Free Fireplace



V

VF

Brooklyn Fireplace

Model shown: **050-CG-N-FO-xxC*** // Mantel finish: FO, French Barrel Oak

- Overall Dimensions: 68" w x 38" d x 68½" h
- Mantel Dimensions: 68" w x 7" d x 7" h
- "Board-Form" texture on face and hearth sections
- Smooth black interior firebox liners
- Body available in Concrete Grey (CG) finish only

MODEL #	DESCRIPTION	MANTEL COLOR
050-CG-N-FO-xxC	Vented Fireplace	French Barrel Oak
150-CG-N-FO-xxC	Vent-Free Fireplace	French Barrel Oak
050-CG-N-SP-xxC	Vented Fireplace	Silver Pine
150-CG-N-SP-xxC	Vent-Free Fireplace	Silver Pine



V

VF

Brooklyn Smooth Fireplace

Model shown: **060-CG-N-SP-xxC*** // Mantel finish: SP, Silver Pine

- Overall Dimensions: 68" w x 38" d x 68½" h
- Mantel Dimensions: 68" w x 7" d x 7" h
- Add your own stone veneer for a custom look
- Smooth black interior firebox liners
- Body available in Concrete Grey (CG) finish only

MODEL #	DESCRIPTION	MANTEL COLOR
060-CG-N-FO-xxC	Vented Fireplace	French Barrel Oak
160-CG-N-FO-xxC	Vent-Free Fireplace	French Barrel Oak
060-CG-N-SP-xxC	Vented Fireplace	Silver Pine
160-CG-N-SP-xxC	Vent-Free Fireplace	Silver Pine



V

VF

Contractor's Model Fireplace

Model shown: **040-11-A-WC-RBC*** // Finish: WC, White Concrete

- Dimensions: 67" w x 37" d x 96" h
- Add your own stone veneer for a custom look
- Available in White Concrete (WC) only

MODEL #	DESCRIPTION
040-11-A-WC-RBC	Vented Fireplace
140-11-A-WC-RBC	Vent-Free Fireplace

Fireplace venting options **V** = Vented **VF** = Vent Free

Firetables

Our Firetables create the perfect ambiance for enjoying an outdoor meal or cocktail while also keeping you warm from the evening chill.

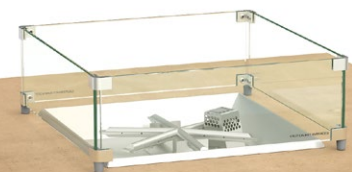
Fuel options include Natural Gas or self-contained Propane tank (most include a removable door to house a 5 gallon Propane tank inside).

Feature Highlights

- Handcrafted from innovative Glass Fiber Reinforced Concrete (GFRC)
- Stainless steel burners
- Optional 110V FyreStarter Bluetooth Control (Available on Contempo, Iron Saddle, Legend, Versailles, Cosmopolitan, Calais Oval, & Milan firetables only)
- Manual Flame Sensing Control Valve
- Access door with Tank Retention Frame to accommodate a 5 gal. LP tank inside the unit (Excluding Contempo, Iron Saddle, Legend, Versailles, Calais, Lotus, & Milan Firetables)
- Adjustable flame height for comfortable dining
- Available for Natural Gas or Propane (Propane only on Contempo LP Select)

Glass Wind Guards

Available for most Firetables (see pg. 34)



Pictured above: Contempo LP Select Firetable (785-DB-11-M4PC) in Dark Basalt Antique Finish with Greige Creekstones (CSTN-20-G) and Lava Granules.



FyreStarter Bluetooth Control

This convenient new ON/OFF-High/Low electronic system allows you to use your smart phone to control your American Fyre Designs fire feature. Just download the app and you're ready to go. Or manually control at the appliance. Also included are, two USB ports (A & C) for easy charging of phones, outdoor speakers and more.



Manual Flame Sensing Control System

Manual battery-powered spark igniter, thermocouple equipped control with flame sensing recognition and manual flame height adjustment; if the thermocouple does not sense the presence of flame the gas will shut off regardless of valve position.



Tank Retention Frame

(Featured on products with Tank Access Door)
Propane units that accept an LP tank include a steel retention frame to secure the tank in place and prevent rust by keeping the tank 2" above the ground. Leveling legs facilitate fine adjustment on uneven surfaces.



Contempo LP Select Firetable

Model shown: **785-LB-11-M4PC** // Finish: LB, Light Basalt

- Dimensions: 52" w x 36" d x 18½" h
- 24" linear stainless steel burner
- Convenient tank drawer (Must use horizontal 20" DOT type propane tank)

MODEL #	CONTROL VALVE	NG (Btu)	LP (Btu)
785-xx-11-M4PC	Manual Flame Sensing	60,000	60,000



Legend Firetable*

Model shown: **581-TR-11-M7xC** // Finish: TR, Travertine

- Dimensions: 60" w x 36" d x 14½" h
- 36" linear stainless steel burner

MODEL #	CONTROL VALVE	NG (Btu)	LP (Btu)
581-xx-11-M7xC	Manual Flame Sensing	65,000	65,000
581-xx-11-H7xC	FyreStarter Bluetooth†	75,000	75,000



Iron Saddle Firetable*

Model shown: **580-BA-11-M7xC** // Finish: BA, Black Lava

- Dimensions: 60" w x 36" d x 17" h
- 36" linear stainless steel burner

MODEL #	CONTROL VALVE	NG (Btu)	LP (Btu)
580-xx-11-M7xC	Manual Flame Sensing	65,000	65,000
580-xx-11-H7xC	FyreStarter Bluetooth†	75,000	75,000

† Firetables with FyreStarter Bluetooth Control require 120V AC power.

* Cannot accommodate a Propane tank inside the unit, see page 34 for matching tank housing options.



Contempo Round Firetable*

Model shown: **782-DB-11-M2xC** // Finish: DB, Dark Basalt

- Dimensions: 47" diameter x 15½" h
- 12" star stainless steel burner

MODEL #	CONTROL VALVE	NG (Btu)	LP (Btu)
782-xx-11-M2xC	Manual Flame Sensing	60,000	60,000
782-xx-11-H2xC	FyreStarter Bluetooth†	65,000	65,000



Contempo Square Firetable*

Model shown: **784-SM-11-M2xC** // Finish: SM, Smoke

- Dimensions: 44" w x 44" d x 15½" h
- 12" star stainless steel burner

MODEL #	CONTROL VALVE	NG (Btu)	LP (Btu)
784-xx-11-M2xC	Manual Flame Sensing	60,000	60,000
784-xx-11-H2xC	FyreStarter Bluetooth†	65,000	65,000



Contempo Rectangle Firetable*

Model shown: **783-WA-11-M4xC** // Finish: WA, White Aspen

- Dimensions: 52" w x 36" d x 15½" h
- 24" linear stainless steel burner

MODEL #	CONTROL VALVE	NG (Btu)	LP (Btu)
783-xx-11-M4xC	Manual Flame Sensing	60,000	60,000
783-xx-11-H4xC	FyreStarter Bluetooth†	65,000	65,000



Cosmopolitan Round Firetable

Model shown: **645-DB-11-M2xC** // Finish: DB, Dark Basalt

- Dimensions: 48" diameter x 24" h
- 12" star stainless steel burner
- Accepts a 5 gal. LP tank inside the unit (not included)

MODEL #	CONTROL VALVE	NG (Btu)	LP (Btu)
645-xx-11-M2xC	Manual Flame Sensing	60,000	60,000
645-xx-11-H2xC	FyreStarter Bluetooth†	65,000	65,000



Cosmopolitan Square Firetable

Model shown: **640-SM-11-M2xC** // Finish: SM, Smoke

- Dimensions: 36" w x 36" d x 24" h
- 12" star stainless steel burner
- Accepts a 5 gal. LP tank inside the unit (not included)

MODEL #	CONTROL VALVE	NG (Btu)	LP (Btu)
640-xx-11-M2xC	Manual Flame Sensing	60,000	60,000
640-xx-11-H2xC	FyreStarter Bluetooth†	65,000	65,000



Cosmopolitan Rectangle Firetable

Model shown: **635-DB-11-M4xC** // Finish: DB, Dark Basalt

- Dimensions: 54" w x 36" d x 24" h
- 24" linear stainless steel burner
- Accepts a 5 gal. LP tank inside the unit (not included)

MODEL #	CONTROL VALVE	NG (Btu)	LP (Btu)
635-xx-11-M4xC	Manual Flame Sensing	60,000	60,000
635-xx-11-H4xC	FyreStarter Bluetooth†	65,000	65,000

† Firetables with FyreStarter Bluetooth Control require 120V AC power.

* Cannot accommodate a Propane tank inside the unit, see page 34 for matching tank housing options.



Fiesta Firetable

Model shown: **770-CB-11-M2xC** // Finish: CB, Café Blanco

- Dimensions: 54" diameter x 25" h
- 12" star stainless steel burner
- Accepts a 5 gal. LP tank inside the unit (not included)
- Fiesta Firetables include nylon cover for LP tank

MODEL #	CONTROL VALVE	NG (Btu)	LP (Btu)
770-xx-11-M2xC	Manual Flame Sensing	60,000	60,000



Fiesta Dining Firetable

Model shown: **775-SM-11-M2xC** // Finish: SM, Smoke

- Dimensions: 54" diameter x 28" h
- 12" star stainless steel burner
- Accepts a 5 gal. LP tank inside the unit (not included)
- Fiesta Firetables include nylon cover for LP tank

MODEL #	CONTROL VALVE	NG (Btu)	LP (Btu)
775-xx-11-M2xC	Manual Flame Sensing	60,000	60,000



Versailles Firetable*

Model shown: **744-SM-11-M6xC** // Finish: SM, Smoke

- Dimensions: 54" diameter x 16" h
- 16" star stainless steel burner

MODEL #	CONTROL VALVE	NG (Btu)	LP (Btu)
744-xx-11-M6xC	Manual Flame Sensing	65,000	65,000
744-xx-11-H6xC	FyreStarter Bluetooth†	100,000	100,000



Cosmopolitan Square Din. Firetable

Model shown: **642-SM-11-M6xC** // Finish: SM, Smoke

- Dimensions: 60" w x 60" d x 29" h
- 16" star stainless steel burner
- Accepts a 5 gal. LP tank inside the unit (not included)

MODEL #	CONTROL VALVE	NG (Btu)	LP (Btu)
642-xx-11-M6xC	Manual Flame Sensing	65,000	65,000
642-xx-11-H6xC	FyreStarter Bluetooth†	75,000	75,000



Amphora Firetable

Model shown: **610-SM-11-M2xC** // Finish: SM, Smoke

- Dimensions: 48" diameter x 24" h
- 12" star stainless steel burner
- Accepts a 5 gal. LP tank inside the unit (not included)

MODEL #	CONTROL VALVE	NG (Btu)	LP (Btu)
610-xx-11-M2xC	Manual Flame Sensing	60,000	60,000



Inverted Firetable

Model shown: **629-BA-11-M2xC** // Finish: BA, Black Lava

- Dimensions: 48" diameter x 24" h
- 12" star stainless steel burner
- Accepts a 5 gal. LP tank inside the unit (not included)

MODEL #	CONTROL VALVE	NG (Btu)	LP (Btu)
629-xx-11-M2xC	Manual Flame Sensing	60,000	60,000

† Firetables with FyreStarter Bluetooth Control require 120V AC power.

* Cannot accommodate a Propane tank inside the unit, see page 34 for matching tank housing options.



Milan Tall Linear Firetable*

Model shown: **215-SM-11-M8xC** // Finish: SM, Smoke

- Dimensions: 72" w x 16" d x 32" h
- 48" linear stainless steel burner

MODEL #	CONTROL VALVE	NG (Btu)	LP (Btu)
215-xx-11-M8xC	Manual Flame Sensing	65,000	65,000
215-xx-11-H8xC	FyreStarter Bluetooth†	100,000	100,000



Milan Low Linear Firetable*

Model shown: **216-CB-11-M8xC** // Finish: CB, Café Blanco

- Dimensions: 72" w x 16" d x 16" h
- 48" linear stainless steel burner

MODEL #	CONTROL VALVE	NG (Btu)	LP (Btu)
216-xx-11-M8xC	Manual Flame Sensing	65,000	65,000
216-xx-11-H8xC	FyreStarter Bluetooth†	100,000	100,000



Calais Oval Firetable*

Model shown: **759-WA-11-M4xC** // Finish: WA, White Aspen

- Dimensions: 60" w x 36" d x 18" h
- 24" linear stainless steel burner

MODEL #	CONTROL VALVE	NG (Btu)	LP (Btu)
759-xx-11-M4xC	Manual Flame Sensing	60,000	60,000
759-xx-11-H4xC	FyreStarter Bluetooth†	65,000	65,000



Voro Firetable

Model shown: **725-BA-11-M2xC** // Finish: BA, Black Lava

- Dimensions: 36" w x 36" d x 24" h
- 12" star stainless steel burner
- Accepts a 5 gal. LP tank inside the unit (not included)

MODEL #	CONTROL VALVE	NG (Btu)	LP (Btu)
725-xx-11-M2xC	Manual Flame Sensing	60,000	60,000



Voro Cube

Model shown: **726-BA-11-M2xC** // Finish: BA, Black Lava

- Dimensions: 25½" w x 25½" d x 22¾" h
- 12" star stainless steel burner
- Accepts a 5 gal. LP tank inside the unit (not included)

MODEL #	CONTROL VALVE	NG (Btu)	LP (Btu)
726-xx-11-M2xC	Manual Flame Sensing	60,000	60,000



Lotus Firetable*

Model shown: **653-CB-11-M2xC** // Finish: CB, Café Blanco

- Dimensions: 48" diameter x 20" h
- 12" star stainless steel burner

MODEL #	CONTROL VALVE	NG (Btu)	LP (Btu)
653-xx-11-M2xC	Manual Flame Sensing	60,000	60,000

† Firetables with FyreStarter Bluetooth Control require 120V AC power.

* Cannot accommodate a Propane tank inside the unit, see page 34 for matching tank housing options.



Pictured above: Legend Firetable (581-WA-11-H7xC) in White Aspen Finish with Cloud Creekstones (CSTN-20-C) and Lava Granules.



Pictured Above: Reclaimed Wood Cosmo Square Firetable (640-BA-FO-M2xC) with French Barrel Oak top and Copper Reflective Fyre Glass.



Reclaimed Wood Cosmo Round

Model shown: **645-BA-SP-M2xC** // Table top: SP, Silver Pine

- Dimensions: 48" diameter x 24" h
- 12" star stainless steel burner
- Accepts a 5 gal. LP tank inside the unit (not included)

MODEL #	CONTROL VALVE	NG (Btu)	LP (Btu)
645-BA-xx-M2xC	Manual Flame Sensing	60,000	60,000
645-BA-xx-H2xC	FyreStarter Bluetooth†	65,000	65,000

Replace "xx" with table top code: **FO**, French Barrel Oak // **SP**, Silver Pine.

#8510-BA-FO (see pg. 34)



Reclaimed Wood Contempo Round*

Model shown: **782-BA-FO-M2xC** // Table top: FO, French Barrel Oak

- Dimensions: 47" diameter x 15½" h
- 12" star stainless steel burner

MODEL #	CONTROL VALVE	NG (Btu)	LP (Btu)
782-BA-xx-M2xC	Manual Flame Sensing	60,000	60,000
782-BA-xx-H2xC	FyreStarter Bluetooth†	65,000	65,000

Replace "xx" with table top code: **FO**, French Barrel Oak // **SP**, Silver Pine.



Reclaimed Wood Cosmo Square

Model shown: **640-BA-SP-M2xC** // Table top: SP, Silver Pine

- Dimensions: 36" w x 36" d x 24" h
- 12" star stainless steel burner
- Accepts a 5 gal. LP tank inside the unit (not included)

MODEL #	CONTROL VALVE	NG (Btu)	LP (Btu)
640-BA-xx-M2xC	Manual Flame Sensing	60,000	60,000
640-BA-xx-H2xC	FyreStarter Bluetooth†	65,000	65,000

Replace "xx" with table top code: **FO**, French Barrel Oak // **SP**, Silver Pine.



Reclaimed Wood Cosmo Rectangle

Model shown: **635-BA-FO-M4xC** // Table top: FO, French Barrel Oak

- Dimensions: 54" w x 36" d x 24" h
- 24" linear stainless steel burner
- Accepts a 5 gal. LP tank inside the unit (not included)

MODEL #	CONTROL VALVE	NG (Btu)	LP (Btu)
635-BA-xx-M4xC	Manual Flame Sensing	60,000	60,000
635-BA-xx-H4xC	FyreStarter Bluetooth†	65,000	65,000

Replace "xx" with table top code: **FO**, French Barrel Oak // **SP**, Silver Pine.



Reclaimed Wood Cosmo Sq. Dining

Model shown: **642-BA-FO-M6xC** // Table top: FO, French Barrel Oak

- Dimensions: 60" w x 60" d x 29" h
- 16" star stainless steel burner
- Accepts a 5 gal. LP tank inside the unit (not included)

MODEL #	CONTROL VALVE	NG (Btu)	LP (Btu)
642-BA-xx-M6xC	Manual Flame Sensing	65,000	65,000
642-BA-xx-H6xC	FyreStarter Bluetooth†	75,000	75,000

Replace "xx" with table top code: **FO**, French Barrel Oak // **SP**, Silver Pine.



Reclaimed Wood Contempo Square*

Model shown: **784-BA-FO-M2xC** // Table top: FO, French Barrel Oak

- Dimensions: 44" w x 44" d x 15½" h
- 12" star stainless steel burner

MODEL #	CONTROL VALVE	NG (Btu)	LP (Btu)
784-BA-xx-M2xC	Manual Flame Sensing	60,000	60,000
784-BA-xx-H2xC	FyreStarter Bluetooth†	65,000	65,000

Replace "xx" with table top code: **FO**, French Barrel Oak // **SP**, Silver Pine.



Reclaimed Wood Contempo Rectangle*

Model shown: **783-BA-SP-M4xC** // Table top: SP, Silver Pine

- Dimensions: 52" w x 36" d x 15½" h
- 24" linear stainless steel burner

MODEL #	CONTROL VALVE	NG (Btu)	LP (Btu)
783-BA-xx-M4xC	Manual Flame Sensing	60,000	60,000
783-BA-xx-H4xC	FyreStarter Bluetooth†	65,000	65,000

Replace "xx" with table top code: **FO**, French Barrel Oak // **SP**, Silver Pine.



Reclaimed Wood Contempo LP Select

Model shown: **785-BA-SP-M4PC** // Table top: SP, Silver Pine

- Dimensions: 52" w x 36" d x 18½" h
- 24" linear stainless steel burner
- Convenient tank drawer (Must use horizontal 20# DOT type propane tank)

MODEL #	CONTROL VALVE	NG (Btu)	LP (Btu)
785-BA-xx-M4PC	Manual Flame Sensing	60,000	60,000

Replace "xx" with table top code: **FO**, French Barrel Oak // **SP**, Silver Pine.

† Firetables with FyreStarter Bluetooth Control require 120V AC power.

* Cannot accommodate a Propane tank inside the unit, see page 34 for matching tank housing options.

Fire Bowls

American Fyre Designs™ Fire Bowls are the hottest trend right now because of their simple, contemporary design and versatility of uses. With a variety of different styles and sizes, these Fire Bowls are easily incorporated into any style or size of outdoor space.

Handcrafted from glass fiber reinforced concrete (GFRC), the Fire Bowls come in a variety of different colors and textures. Choose Natural Gas or Propane.



Pictured above: 36" Fire Bowl (732-CB-11-M6xC) in Café Blanco Finish with Copper Reflective Fyre Glass (2-GL-40-QR).

Feature Highlights

- Contemporary design
- Handcrafted from innovative Glass Fiber Reinforced Concrete (GFRC)
- Stainless steel burners
- Manual Flame Sensing Control System
- Optional 110V FyreStarter Bluetooth Control (Available on most fire bowls)
- Available for Natural Gas or Propane



48" Fire Bowl

Model shown: **731-CB-11-M6xC** // Finish: CB, Café Blanco

- Dimensions: 48" diameter x 22" h
- 16" star stainless steel burner
- Access door with Tank Retention Frame to accommodate a 5 gal. Propane tank inside the unit (tank not included)

MODEL #	CONTROL VALVE	NG (Btu)	LP (Btu)
731-xx-11-M6xC	Manual Flame Sensing	65,000	65,000
731-xx-11-H6xC	FyreStarter Bluetooth†	100,000	100,000



FyreStarter Bluetooth Control



36" Fire Bowl*

Model shown: **732-CB-11-M6xC** // Finish: CB, Café Blanco

- Dimensions: 36" diameter x 16" h
- 16" star stainless steel burner

MODEL #	CONTROL VALVE	NG (Btu)	LP (Btu)
732-xx-11-M6xC	Manual Flame Sensing	65,000	65,000
732-xx-11-H6xC	FyreStarter Bluetooth†	100,000	100,000



32" Fire Bowl*

Model shown: **733-DB-11-M6xC** // Finish: DB, Dark Basalt

- Dimensions: 32" diameter x 16" h
- 16" star stainless steel burner

MODEL #	CONTROL VALVE	NG (Btu)	LP (Btu)
733-xx-11-M6xC	Manual Flame Sensing	65,000	65,000
733-xx-11-H6xC	FyreStarter Bluetooth†	100,000	100,000



Manual Flame Sensing Control System

*Cannot accommodate a Propane tank inside the unit, see page 34 for matching tank housing options.

†Fire Bowls with FyreStarter Bluetooth Control require 120V AC power.

See pages 26 - 29 for available media, pages 30, 31, & 34 for accessories and page 35 for finish options.

Bordeaux Fire Bowls

American Fyre Designs™ Fire Bowls are the hottest trend right now because of their simple, contemporary design and versatility of uses. With a variety of different styles and sizes, these Fire Bowls are easily incorporated into any style or size of outdoor space.

Handcrafted from glass fiber reinforced concrete (GFRC), the Fire Bowls come in a variety of different colors and textures. Choose Natural Gas or Propane.



Bordeaux Rectangle Fire Bowl*

Model shown: **435-SM-11-M4xC** // Finish: SM, Smoke

- Dimensions: 50" w x 30" d x 16¼" h
- 24" linear stainless steel burner

MODEL #	CONTROL VALVE	NG (Btu)	LP (Btu)
435-xx-11-M4xC	Manual Flame Sensing	60,000	60,000
435-xx-11-H4xC	FyreStarter Bluetooth†	65,000	65,000

Bordeaux Square Fire Bowl*

Model shown: **430-CB-11-M6xC** // Finish: CB, Café Blanco

- Dimensions: 36" w x 36" d x 15¼" h
- 16" star stainless steel burner

MODEL #	CONTROL VALVE	NG (Btu)	LP (Btu)
430-xx-11-M6xC	Manual Flame Sensing	65,000	65,000
430-xx-11-H6xC	FyreStarter Bluetooth†	100,000	100,000



Reclaimed Wood Bordeaux Sq. Fire Bowl*

Model shown: **430-FO-FO-M6xC** // Finish: FO, French Barrel Oak

- Dimensions: 36" w x 36" d x 15¼" h
- 16" star stainless steel burner

MODEL #	CONTROL VALVE	NG (Btu)	LP (Btu)
430-xx-xx-M6xC	Manual Flame Sensing	65,000	65,000
430-xx-xx-H6xC	FyreStarter Bluetooth†	100,000	100,000

Replace "xx" with finish code: **FO**, French Barrel Oak // **SP**, Silver Pine.

Bordeaux Petite Square Fire Bowl*

Model shown: **431-DB-11-M6xC** // Finish: DB, Dark Basalt

- Dimensions: 30" w x 30" d x 12¼" h
- 16" star stainless steel burner

MODEL #	CONTROL VALVE	NG (Btu)	LP (Btu)
431-xx-11-M6xC	Manual Flame Sensing	65,000	65,000

Feature Highlights

- Contemporary design
- Handcrafted from innovative Glass Fiber Reinforced Concrete (GFRC)
- Stainless steel burners
- Manual Flame Sensing Control System
- Optional 110V FyreStarter Bluetooth Control (Available on most fire bowls)
- Available for Natural Gas or Propane

*Cannot accommodate a Propane tank inside the unit, see page 34 for matching tank housing options.

†Fire Bowls with FyreStarter Bluetooth Control require 120V AC power.

See pages 26 - 29 for available media, pages 30, 31, & 34 for accessories and page 35 for finish options.

Marseille Fire Bowls

The Marseille Fire Bowls feature a low profile design and a wide opening to accommodate more and varied fire media. Handcrafted from glass fiber reinforced concrete (GFRC), these contemporary Fire Bowls come in a variety of different colors and textures. Fuel options include Natural Gas or Propane.

Three sizes are also available with a water spout to combine running water with dancing flames (plumbing must be locally supplied).



48" Marseille Fire Bowl*

Model shown: **751-CB-11-M6xC** // Finish: CB, Café Blanco

- Dimensions: 48" diameter x 10½" h
- 16" star stainless steel burner
- Available with water spout

MODEL #	DESCRIPTION	NG (Btu)	LP (Btu)
751-xx-11-M6xC	Manual Flame Sensing	65,000	65,000
751-xx-80-M6xC	M.F.S.C.S. w/ water spout	65,000	65,000
751-xx-11-H6xC	FyreStarter Bluetooth†	100,000	100,000



40" Marseille Fire Bowl*

Model shown: **752-LB-80-M6xC** // Finish: LB, Light Basalt

- Dimensions: 40" diameter x 11" h
- 16" star stainless steel burner
- Available with water spout

MODEL #	DESCRIPTION	NG (Btu)	LP (Btu)
752-xx-11-M6xC	Manual Flame Sensing	65,000	65,000
752-xx-80-M6xC	M.F.S.C.S. w/ water spout	65,000	65,000
752-xx-11-H6xC	FyreStarter Bluetooth†	100,000	100,000



32" Marseille Fire Bowl*

Model shown: **753-WA-11-M6xC** // Finish: WA, White Aspen

- Dimensions: 32" diameter x 8½" h
- 16" star stainless steel burner
- Available with water spout

MODEL #	DESCRIPTION	NG (Btu)	LP (Btu)
753-xx-11-M6xC	Manual Flame Sensing	65,000	65,000
753-xx-80-M6xC	M.F.S.C.S. w/ water spout	65,000	65,000



24" Marseille Fire Bowl*

Model shown: **755-BA-11-M2xC** // Finish: BA, Black Lava

- Dimensions: 24" diameter x 6½" h
- 12" star stainless steel burner

MODEL #	DESCRIPTION	NG (Btu)	LP (Btu)
755-xx-11-M2xC	Manual Flame Sensing	60,000	60,000

Feature Highlights

- Contemporary design
- Handcrafted from innovative Glass Fiber Reinforced Concrete (GFRC)
- 16" stainless steel burner
- Manual Flame Sensing Control System
- Optional 110V FyreStarter Bluetooth Control (Available on most fire bowls)
- Available for Natural Gas or Propane

* Cannot accommodate a Propane tank inside the unit, see page 34 for matching tank housing options.

† Fire Bowls with FyreStarter Bluetooth Control require 120V AC power.

Lanterns & Fire Urns

Lanterns & Fire Urns

The versatility of American Fyre Designs' Lanterns and Fire Urns is unmatched. From traditional to contemporary, these unique fire features offer a wide array of design options to any outdoor setting. Several of these can be displayed down a path or placed near a fireplace or other outdoor feature to add sophisticated elegance to your outdoor area.

Made from glass fiber reinforced concrete (GFRC), these fire features come in a variety of different finishes. Fuel options include Natural Gas or self-contained Propane tank.

Feature Highlights

- Contemporary design
- Handcrafted from innovative Glass Fiber Reinforced Concrete (GFRC)
- Stainless steel burner
- Manual Flame Sensing Control System
- Optional 110V FyreStarter Bluetooth Control (Available on Lanterns)
- Available for Natural Gas or Propane
- Removable door to house a 5 gal. Propane tank

Pictured above: Magnolia Lantern (716-BA-11-M1xC) in Black Lava finish.

Pictured above: Eclipse Fire Urn (520-WA-11-M2xC) in White Aspen finish with Black Reflective Fyre Glass (GL-xx-BR).



FireStarter Bluetooth Control

This convenient new ON/OFF-High/Low electronic system allows you to use your smart phone to control your American Fyre Designs fire feature. Just download the app and you're ready to go. Or manually control at the appliance. Also included are, two USB ports (A & C) for easy charging of phones, outdoor speakers and more. (Available on Lanterns)

† Lanterns with FireStarter Bluetooth Control require 120V AC power.



Manual Flame Sensing Control System

Manual battery-powered spark igniter, thermocouple equipped control with flame sensing recognition and manual flame height adjustment; if the thermocouple does not sense the presence of flame the gas will shut off regardless of valve position.



Eclipse Fire Urn

Model shown: **520-5M-11-M2xC** // Finish: SM, Smoke

- Dimensions: 23" diameter x 37½" h
- 12" star stainless steel burner
- Available with or without access door for LP tank

MODEL #	DESCRIPTION	NG (Btu)	LP (Btu)
520-xx-11-M2xC	w/ LP tank access door	60,000	60,000
520-xx-10-M2NC	w/o LP tank access door	60,000	--



Wave Fire Urn

Model shown: **530-DB-11-M2xC** // Finish: DB, Dark Basalt

- Dimensions: 20" diameter x 37½" h
- 12" star stainless steel burner
- Available with or without access door for LP tank

MODEL #	DESCRIPTION	NG (Btu)	LP (Btu)
530-xx-11-M2xC	w/ LP tank access door	60,000	60,000
530-xx-10-M2xC	w/o LP tank access door	60,000	--



Nest Lantern

Model shown: **715-CB-11-M1xC** // Finish: CB, Café Blanco

- Dimensions: 16" w x 16" d x 66" h
- Accepts a 5 gal. LP tank inside the unit (not included)

MODEL #	CONTROL VALVE	NG (Btu)	LP (Btu)
715-xx-11-M1xC	Manual Flame Sensing	25,000	23,000
715-xx-11-H1xC	FireStarter Bluetooth†	28,000	27,000



Magnolia Lantern

Model shown: **716-BA-11-M1xC** // Finish: BA, Black Lava

- Dimensions: 16" w x 16" d x 66" h
- Accepts a 5 gal. LP tank inside the unit (not included)

MODEL #	CONTROL VALVE	NG (Btu)	LP (Btu)
716-xx-11-M1xC	Manual Flame Sensing	25,000	23,000
716-xx-11-H1xC	FireStarter Bluetooth†	28,000	27,000

Louvre Fire Pits



Pictured above: Louvre Round Fire Pit (686-CB-11-M6xC) in Café Blanco Finish with Lava Granules (LF-10 x 4) and Volcanic Stones (VS-25).

Louvre Fire Pits

The Louvre Series of Fire Pits brings a sleek, contemporary look to the classic outdoor fire pit. With options such as glass, creekstones, lava coals, or campfire logs, these fire pits can enhance any backyard.

Made from glass fiber reinforced concrete (GFRC), these fire pits come in a variety of different colors. Fuel options include Natural Gas or Propane.

Feature Highlights

- Handcrafted from innovative Glass Fiber Reinforced Concrete (GFRC)
- Simple design for contemporary décor
- Stainless steel burner
- Manual Flame Sensing Control System
- Optional 110V FyreStarter Bluetooth Control (Available on all Fire Pits)
- Available for Natural Gas or Propane (Propane models, see page 34 for tank housing options)



Louvre Long Rectangle Fire Pit

Model shown: **688-CB-11-M8xC** // Finish: CB, Café Blanco

- Dimensions: 72" w x 30" d x 15¼" h
- 48" linear stainless steel burner

MODEL #	CONTROL VALVE	NG (Btu)	LP (Btu)
688-xx-11-M8xC	Manual Flame Sensing	65,000	65,000
688-xx-11-H8xC	FyreStarter Bluetooth†	100,000	100,000



Louvre Rectangle Fire Pit

Model shown: **689-BA-11-M7xC** // Finish: BA, Black Lava

- Dimensions: 56" w x 30" d x 15¼" h
- 36" linear stainless steel burner

MODEL #	CONTROL VALVE	NG (Btu)	LP (Btu)
689-xx-11-M7xC	Manual Flame Sensing	65,000	65,000
689-xx-11-H7xC	FyreStarter Bluetooth†	75,000	75,000



Louvre Round Fire Pit

Model shown: **686-CB-11-M6xC** // Finish: CB, Café Blanco

- Dimensions: 48" diameter x 15¼" h
- 16" star stainless steel burner

MODEL #	CONTROL VALVE	NG (Btu)	LP (Btu)
686-xx-11-M6xC	Manual Flame Sensing	65,000	65,000
686-xx-11-H6xC	FyreStarter Bluetooth†	100,000	100,000



FyreStarter Bluetooth Control

† Fire Pits with FyreStarter Bluetooth Control require 120V AC power.

See pages 26 - 29 for available media, pages 30, 31, & 34 for accessories and page 35 for finish options.

Fire Pits



Pictured above: Contractor's Model Fire Pit (685-CB-11-M6xC) in Café Blanco Finish w/stone veneer.

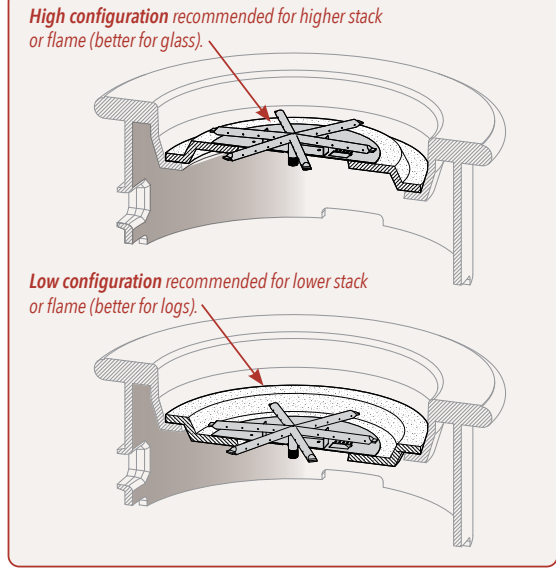
Fire Pits

Our artistically-designed fire pits add style and design to the classic outdoor fire pit. The Chiseled Fire Pit has a rough hewn concrete exterior and smooth rim around the top. The El Dorado Fire Pit has a smooth concrete exterior and smooth rim around the top. The Contractor's Model comes as a blank slate for you to customize and design your way by adding your own stone, tile, or other veneer. Made from glass fiber reinforced concrete (GFRC), these fire pits come in a variety of different colors. Fuel options include Natural Gas or Propane.

Feature Highlights

- Handcrafted from innovative Glass Fiber Reinforced Concrete (GFRC)
- 16" stainless steel burner
- "Reversible floor" design to suit your décor needs
- Manual Flame Sensing Control System
- Optional 110V FyreStarter Bluetooth Control
- Available for Natural Gas or Propane (Propane models, see page 34 for tank housing options)

"Reversible Floor"



Contractor's Model Fire Pit

Model shown: **685-CB-11-M6xC** // Finish: CB, Café Blanco

- Dimensions: 39" diameter x 14½" h
- 16" star stainless steel burner
- Add your own stone veneer for a custom look
- Reversible floor to accommodate multiple of media

MODEL #	CONTROL VALVE	NG (Btu)	LP (Btu)
685-xx-11-M6xC	Manual Flame Sensing	65,000	65,000
685-xx-11-H6xC	FyreStarter Bluetooth†	100,000	100,000



Chiseled Fire Pit

Model shown: **680-CB-11-M6xC** // Finish: CB, Café Blanco

- Dimensions: 39" diameter x 14½" h
- 16" star stainless steel burner
- Reversible floor to accommodate multiple of media

MODEL #	CONTROL VALVE	NG (Btu)	LP (Btu)
680-xx-11-M6xC	Manual Flame Sensing	65,000	65,000
680-xx-11-H6xC	FyreStarter Bluetooth†	100,000	100,000



El Dorado Fire Pit

Model shown: **681-CB-11-M6xC** // Finish: CB, Café Blanco

- Dimensions: 39" diameter x 14½" h
- 16" star stainless steel burner
- Reversible floor to accommodate multiple of media

MODEL #	CONTROL VALVE	NG (Btu)	LP (Btu)
681-xx-11-M6xC	Manual Flame Sensing	65,000	65,000
681-xx-11-H6xC	FyreStarter Bluetooth†	100,000	100,000



FyreStarter Bluetooth Control

† Fire Pits with FyreStarter Bluetooth Control require 120V AC power.

See pages 26 - 29 for available media, pages 30, 31, & 34 for accessories and page 35 for finish options.

Glass Media



Fyre Glass



Azuria
#GL-xx-F



Black
#GL-xx-B



Bronze
#GL-xx-Z



Caribbean Blue
#GL-xx-N



Clear
#GL-xx-C



Emerald
#GL-xx-E



Star Fyre
#GL-xx-W

Reflective Fyre Glass



Azuria Reflective
#GL-xx-FR



Black Reflective
#GL-xx-BR



Bronze Reflective
#GL-xx-ZR



Caribbean Blue Reflective
#GL-xx-NR



Copper Reflective
#GL-xx-QR



Emerald Reflective
#GL-xx-ER



Gold Reflective
#GL-xx-HR



Champagne Reflective
#GL-xx-CR

Fyre Gems



Black Granite
#GLG-xx-B



Black Pearl
#GLG-xx-J



Blue Topaz
#GLG-xx-T



Champagne
#GLG-xx-D



Deep Amber
#GLG-xx-A



Emerald
#GLG-xx-E



Glacier
#GLG-xx-C



Sapphire
#GLG-xx-S



Ruby
#GLG-xx-RY

Diamond Nuggets



Clear
#GLD-xx-C



Steel Blue
#GLD-xx-SB



Rosé
#GLD-xx-R



Emerald
#GLD-xx-E



Pacific Blue
#GLD-xx-PB



Deep Black
#GLD-xx-DB



Black Luster
#GLD-xx-BL

Due to the manufacturing process, glass color shade and density will vary.

Gas Logs, Stones, & Lava Media



Shown: CHD-24

Charred Oak (Vented)*
Model: **CHD-xx**



Shown: CHFR-24

Charred Frontier Oak (Vent-Free)*
Model: **CHFR-xx**



Back Country Oak
Model: **BCO-27**




Desert Sage
Model: **DS-27**



Shown: G45-24-NA-SS

G45 S.S. Vented Gas Log Burner*


Model #	Description
G45-xx-SS	Match-Lit (NG only)
G45-xx-N(P)A-SS	w/ Assembled Valve



Shown: G10-24/30-SS

G10 S.S. Vent-Free Gas Log Burner*

Model #	Description
G10-xx(P)-SS	Manual
G10-xx-15(P)-SS	w/ Variable Remote
G10-xx-01V(P)-SS	w/ Electronic Remote



Shown: G45-GL-30-SS

G45 S.S. Vented Glass Burner*

Model #	Description
G45-GL-xx-SS	Match-Lit (NG only)
G45-GL-xx-N(P)A-SS	w/ Assembled Valve



Shown: G21-GL-24-12

G21 Contemporary Vent-Free Burner*

Model #	Description
G21-GL-xx-12(P)	w/ ON/OFF Remote
G21-GL-xxG-12(P)	w/ ON/OFF Remote & Gold Trim

Accommodates Fyre Glass & Fyre Gems only.


*Gas log sets and Burner Kits are available in multiple sizes and are to be used **with Fireplaces only.**



6" Spheres
Epic Black (FS6-4-EB)
Graystone (FS6-4-GS)



5" Spheres
Epic Black (FS5-4-EB)
Graystone (FS5-4-GS)



4" Spheres Epic Black (FS4-4-EB) Graystone (FS4-4-GS)
3" Spheres Epic Black (FS3-4-EB) Graystone (FS3-4-GS)
2" Spheres Epic Black (FS2-4-EB) Graystone (FS2-4-GS)



20-pc. Designer River Rock Fyre Stones
Model: **STN-20**



10-pc. River Rock Fyre Stones
Model: **STN-10**



Creekstones, Greige
20 lbs. (Approx. 140 pcs.)
Model: **CSTN-20-G**



Creekstones, Cloud
20 lbs. (Approx. 140 pcs.)
Model: **CSTN-20-C**



Creekstones, Mixed
20 lbs. (Approx. 140 pcs.)
Model: **CSTN-20-CG**



Creekstones, Black
20 lbs. (Approx. 140 pcs.)
Model: **CSTN-20-B**



Prairie Oak
Model: **PRO-27**



Beachwood Logs w/ Stones
Model: **OCBW-34**



Campfire Logs w/ Wood Chips
Model: **OCL-34**



36-pc. Wood Chunks
Model: **WCD-36**



Volcanic Stones
Model: **VS-25**



Lava Coals
Model: **LFC-10**



Lava Granules
Model: **LF-10**



Charred Branches
Model: **BDC-4**



Desert Sage Branches
Model: **BDS-2**

PVC Fabric Covers

Manufactured with a heavy duty, multi-layer PVC exterior, these covers are custom fit for selected Firetables, Fire Bowls, Fire Urns and the Nest Lantern. The black PVC material has been tested and proven for color-fastness.

Additional Fabric Covers (not pictured)

Model:	Compatible with:	Model:	Compatible with:
8139A	Contempo Rectangle Firetables	8150A	Louvre Rectangle Fire Pit
8144A	Milan Linear Firetable	8151A	Calais Oval Firetable
8146A	Contempo Square Firetable	8152A	Iron Saddle & Legend Firetables
8148A	Bordeaux Rectangle Fire Bowl	8145A	Milan Linear Fireplaces
8149A	Louvre Long Rectangle Fire	5110-13-20	5 gallon Propane Tank



48" Round Firetable Cover

Model: **8135A**

Compatible with:

- Amphora Firetable
- Inverted Firetable
- Cosmopolitan Round Firetable
- 48" Fire Bowl



54"/60" Round Firetable Cover

Model: **8131A**

Compatible with:

- Fiesta Firetables
- Versailles Firetable



60" Square Firetable Cover

Model: **8137A**

Compatible with:

- Cosmopolitan Square Dining Firetables



36" Square Firetable Cover

Model: **8132A**

Compatible with:

- Cosmopolitan Square Firetable
- Voro Firetable
- Bordeaux Square Fire Bowls



Rectangular Firetable Covers

Model shown: **8138A**

Compatible with:

- Cosmopolitan Rectangle Firetable



Fire Urn Cover

Model: **8141A**

Compatible with:

- Eclipse Fire Urn
- Wave Fire Urn



40" Fire Bowl/Fire Pit Cover

Model: **8140A**

Compatible with:

- 36" Fire Bowl
- 40" Marseille Fire Bowl
- Chiseled Fire Pit
- El Dorado Fire Pit
- Contractor's Mdl. Fire Pit



48" Round Firetable/Bowl Cover

Model: **8143A**

Compatible with:

- Contempo Round Firetable
- Lotus Firetable
- 48" Marseille Fire Bowl
- Louvre Round Fire Pit



32" Fire Bowl Cover

Model: **8142A**

Compatible with:

- 32" Fire Bowl
- 32" Marseille Fire Bowl



Lantern Cover

Model: **8134A**

Compatible with:

- Nest Lantern
- Magnolia Lantern

GFRC Covers

Manufactured out of the same Glass Fiber Reinforced Concrete (GFRC), these protective covers are designed to fit over the firetable opening protecting the burner assembly against wind and rain. They also provide additional table surface when the burner is not in use.



Model shown: 581-LB-11-M7xC



Large Rectangular GFRC Cover

Model shown: **8115-LB**

Compatible with:

- Iron Saddle Firetable
- Legend Firetable



Round GFRC Cover

Model shown: **8100-SM**

Compatible with:

- Amphora Firetable
- Inverted Firetable
- Fiesta Firetable
- Contempo Round Firetable
- Cosmopolitan Round Firetable



Rectangular GFRC Cover

Model shown: **8110-CB**

Compatible with:

- Contempo Rectangle Firetable
- Contempo LP Select Firetable
- Cosmopolitan Rectangle Firetable



Square GFRC Cover

Model shown: **8120-DB**

Compatible with:

- Contempo Square Firetable
- Cosmopolitan Square Firetable
- Voro Firetable
- Voro Cube



Large Square GFRC Cover

Model shown: **8123-SM**

Compatible with:

- Cosmopolitan Square Dining Firetable



R.W. Round GFRC Cover

Model shown: **8100-FO**

Compatible with:

- Recl. Wood Contempo Round Firetable
- Recl. Wood Cosmopolitan Round Firetable



R.W. Rectangular GFRC Cover

Model shown: **8110-FO**

Compatible with:

- Recl. Wood Contempo Rectangle Firetable
- Recl. Wood Contempo LP Select Firetable
- Recl. Wood Cosmopolitan Rectangle Firetable



R.W. Square GFRC Cover

Model shown: **8120-SP**

Compatible with:

- Recl. Wood Contempo Square Firetable
- Recl. Wood Cosmopolitan Square Firetable



R.W. Large Square GFRC Cover

Model shown: **8123-SP**

Compatible with:

- Recl. Wood Cosmo Square Dining Firetable

Photographs of the protective covers shown are not to scale or in proportion.

Fireplace Accessories

Fireplace Accessories

Complement your fireplace with optional accessories custom made for each fireplace model. From Chimney Rain Vent Caps to Mesh Screens featuring Wrought Iron Scroll accents as well as GFRG Protector Plates, each accessory is expertly crafted with the same attention to detail and care as our fireplaces.

Chimney Rain Vent Cap

Scroll Screen

GFRG Protector Plate

Pictured above: Black Scroll Screen (8255-BL) on Grand Cordova Fireplace (882-35-H-CB-xxC) with 24" Charred Majestic Oak (CHMJ-24) log set.

Phoenix Fireplace
(017-01-N-SM-xxC)



Chimney Rain Vent Cap

Model shown: **8017RV-BA**

Compatible with:

- Phoenix
- Grand Phoenix



Chimney Rain Vent Cap

Model shown: **8025RV-CB**

Compatible with:

- Petite Cordova
- Grand Petite Cordova



Chimney Rain Vent Cap

Model shown: **8022RV-SM**

Compatible with:

- Cordova
- Grand Cordova
- Reduced Cordova



Chimney Rain Vent Cap

Model shown: **8073RV-CB**

Compatible with:

- Mariposa
- Grand Mariposa

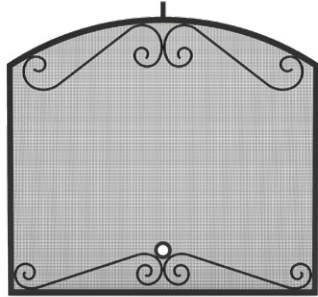


Chimney Rain Vent Cap

Model shown: **8050RV-SM**

Compatible with:

- Brooklyn
- Brooklyn Smooth

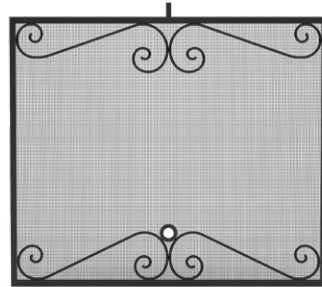


Arched Black Scroll Screen

Model shown: **8250-BL**

Compatible with:

- Phoenix
- Grand Phoenix
- Mariposa
- Grand Mariposa

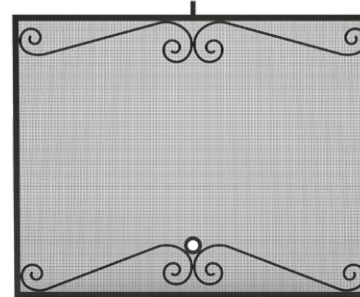


Black Scroll Screen

Model shown: **8253-BL**

Compatible with:

- Petite Cordova
- Grand Petite Cordova

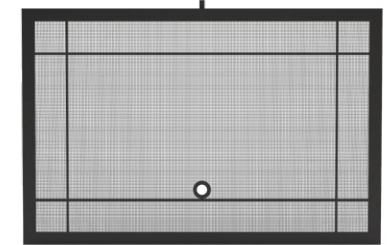


Black Scroll Screen

Model shown: **8255-BL**

Compatible with:

- Cordova
- Reduced Cordova
- Grand Cordova



Brooklyn Mesh Screen

Model shown: **8256-BL**

Compatible with:

- Brooklyn
- Brooklyn Smooth




GFRC Protector Plate

Model shown: **8200-CB**

Compatible with:

- Phoenix
- Grand Phoenix
- Mariposa
- Grand Mariposa



GFRC Protector Plate

Model shown: **8205-CB**

Compatible with:

- Petite Cordova
- Grand Petite Cordova



GFRC Protector Plate

Model shown: **8210-CB**

Compatible with:

- Cordova
- Reduced Cordova
- Grand Cordova

Glass Wind Guards, Tank/End Tables, & Extension Hose



Square Glass Wind Guard

Model: **8202-WG**

Compatible with:

- Cosmopolitan Square Firetable
- Voro Firetable
- Voro Cube
- Contempo Square Firetable



Square Glass Wind Guard

Model: **8210-WG**

Compatible with:

- Cosmo Square Dining Firetable



Round Glass Wind Guard

Model: **8208-WG**

Compatible with:

- Amphora Firetable
- Inverted Firetable
- Fiesta Firetable
- Contempo Round Firetable
- Cosmopolitan Round Firetable
- Lotus Firetable



Rectangular Glass Wind Guards

Model shown: **8204-WG**

Model: **8204-WG**

Compatible with:

- Contempo Rectangle Firetable
- Cosmopolitan Rectangle Firetable

Model: **8211-WG**

Compatible with:

- Iron Saddle Firetable
- Legend Firetable

Model: **8212-WG**

Compatible with Milan Firetables



Recl. Wood Contempo Tank/End Table

Model shown: **8510-BA-FO**

- Dimensions: 20 $\frac{3}{4}$ " dia. x 19 $\frac{1}{4}$ " h
- Top shown: FO, French Barrel Oak

Note: Top also available in Silver Pine (SP) finish (model #: **8510-BA-SP**); base in Black Lava (BA) finish only.



Contempo Tank/End Table

Model shown: **8510-CB**

- Dimensions: 20 $\frac{3}{4}$ " dia. x 19 $\frac{1}{4}$ " h
- Finish shown: CB, Café Blanco





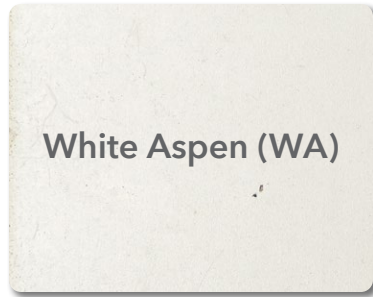
10 ft. Propane Extension Hose

Model: **5110-26**

- Compatible with all L.P. units



Finish Colors



Antique Finishes




Table Top Options



PRODUCT DESCRIPTION	FINISH COLORS	ANTIQUE FINISHES	TABLE TOP/MANTEL OPTIONS	
			FRENCH BARREL OAK	SILVER PINE
FIREPLACES				
Cordova	●			
Reduced Cordova	●			
Petite Cordova	●			
Grand Cordova	●			
Grand Petite Cordova	●			
Phoenix	●			
Grand Phoenix	●			
Mariposa	●			
Grand Mariposa	●			
Manhattan	●			
Milan Linear (Tall and Low)	●	●		
Brooklyn	Concrete Grey		● (Mantel)	● (Mantel)
Brooklyn Smooth			● (Mantel)	● (Mantel)
Contractor's Model	White Concrete			
Contractor's Model w/ Moulding				
FIRETABLES				
Amphora	●	●		
Calais Oval	●	●		
Contempo*	●	●	●	●
Contempo LP Select *	●	●	●	●
Cosmopolitan*	●	●	●	●
Fiesta	●	●		
Inverted	●	●		
Iron Saddle	●	●		
Legend	●	●		
Lotus	●	●		
Milan Linear (Tall and Low)	●	●		
Versailles	●	●		
Voro	●	●		
FIRE BOWLS				
Fire Bowls	●	●		
Marseille	●	●		
Bordeaux	●	●		
Reclaimed Wood Bordeaux			●	●
FIRE PITS				
Chiseled	●	●		
El Dorado	●	●		
Contractor's Model	●	●		
Louvre	●	●		
FIRE URNS & LANTERN				
Eclipse	●	●		
Wave	●	●		
Nest Lantern	●	●		
Magnolia Lantern	●	●		

*Bases on Reclaimed Wood Firetables are available in Black Lava (BA) finish only.

Note: American Fyre Designs™ products are individually handcrafted and finishes shown are subject to slight texture and color variation.

AMERICAN FYRE DESIGNS™ LIMITED WARRANTY HIGHLIGHTS

THREE (3) YEAR WARRANTY

AMERICAN FYRE DESIGNS™ EXTERIOR (GFRC) FIRE FEATURES AND ACCESSORIES ARE WARRANTED FOR **THREE (3) YEARS**

ONE (1) YEAR WARRANTY

ALL AMERICAN FYRE DESIGNS™ VALVES, BURNERS, ELECTRICAL COMPONENTS, AND CONTROLS (EXCLUDING BATTERIES) ARE WARRANTED FOR **ONE (1) YEAR**

THIS WARRANTY APPLIES TO THE ORIGINAL PURCHASER WITH INVOICE OR PROOF OF PURCHASE AND TO SINGLE FAMILY RESIDENTIAL USE ONLY. FOR ADDITIONAL INFORMATION REGARDING THIS WARRANTY, OR TO PLACE A WARRANTY CLAIM CONTACT YOUR AUTHORIZED AMERICAN FYRE DESIGNS™ DEALER

Diagrams, illustrations and photographs are not to scale – consult installation instructions.

Product designs, materials, dimensions, specifications, colors and prices are subject to change or discontinuance without notice.



14724 Proctor Ave • City of Industry, CA 91746

Phone (626) 369-5085 • Fax (626) 369-5979

www.americanfyredesigns.com