



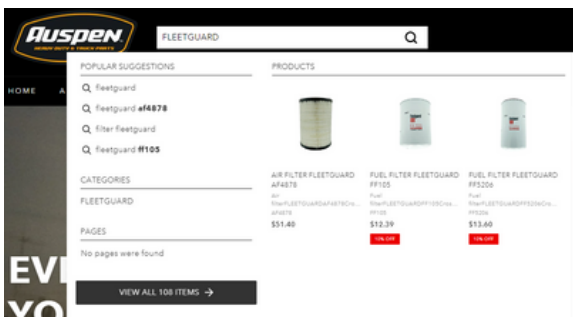
HOW CAN I BUY ONLINE?

www.shop.auspentruckparts.com



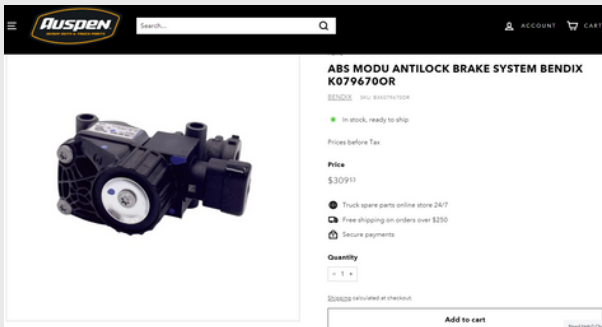
LOGIN TO "WWW.SHOP.AUSPENTRUCKPARTS.COM"

Search our online store on the web.



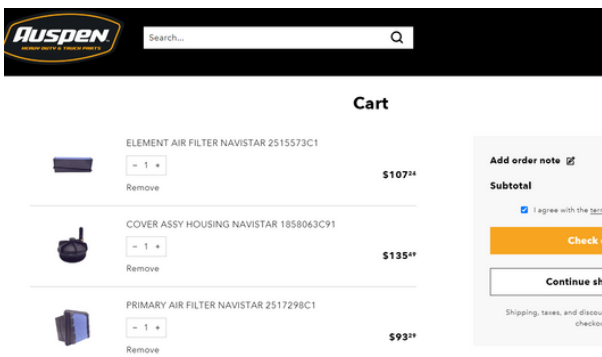
SEARCH THE PRODUCTS THAT YOU REQUIRE

Enter the product name or part number to see the options we have available.



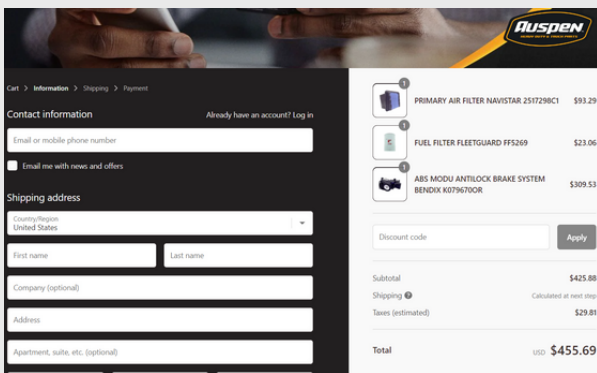
ADD IT TO THE SHOPPING CART

Add the desired quantity for each part, and then click on the "add to cart" button. If you do not want to add more pieces to your cart you can click on the "buy now" button to go directly to the data registration, if you want to continue adding more pieces, type in the search engine the part and repeat this step.




CHECK YOUR SHOPPING CART

You can find the products added in the "shopping cart" icon, validate or modify the quantities you want according to your requirements, read and accept the terms and conditions of purchase, and then click on the "Finish Order" button.



REGISTER YOUR DATA

Register all your data to be able to ship your order, do not forget to put particular references of your address for delivery.



SELECT AND PAY FOR YOUR PURCHASE

We have 11 different payment options to choose from:

- Credit or Debit Card (Visa, Mastercard, AmEx, Discover, Diners Club)
- Paypal (You only need to log in with your account).
- Apple Pay
- Google Pay
- Meta Pay
- Venmo



CHECK YOUR EMAIL

After you have made your purchase, you will receive a confirmation email with your order number, which will be used to track your purchase until delivery.