

VEROBOARD®

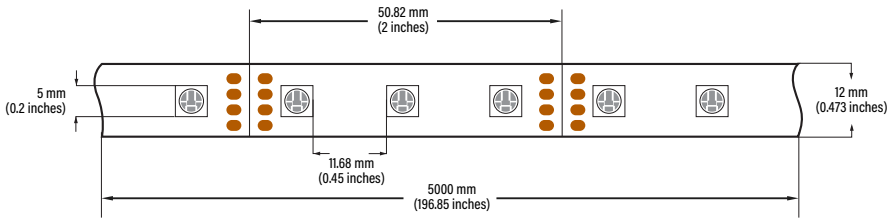
LED Type: **VBDFS-5050-RGB-60-12-NS**
 Colour: **RGB**



DESCRIPTION

Flexible 12 mm wide linear LED strip. Available in 5 meter (196.8 inches) rolls that can be cut every 3 LEDs (50.8 mm or 2 in). The LED Strip lights are manufactured with high-quality materials and designed for professional lighting. Every strip light begins with a heavy-duty dual-core copper printed circuit board (PC Board), it is then soldered with an array of chips and color options. They can be cut to any size (marked interval points) and rejoined by soldering.

DIMENSIONS



SPECIFICATIONS

Model:	VBDFS-5050-RGB-60-12-NS
Color Temperature:	RGB
LED Type:	5050 SMD
LED Qty:	60 LEDs per meter
Input Voltage (VF):	12V DC
Power:	14.4W per meter (4.5W/ft)
Brightness:	2600-3000 MCD
Lifespan:	>50,000 hours
PCB:	4oz PCB, Double-side, white colour 12mm width
IP Rating:	IP20 (Indoor use only)
Rendering Index (Ra):	CRI>95
Beam Angle:	120°
Dimmable:	Yes
Cut Size:	Every 3 LED chips (2")
Operating Temperature:	-15°C to +40°C
Dimensions:	5,000x 12 x 2.15mm (196.8" x 0.47" x 0.08")
Certificates:	UL / RoHs
Roll Length:	5 meter roll (16.4ft)

Contact Name: _____

Company: _____


Phone: _____

Email: _____

	Wattage
Per Foot	4.5W/ft
Per Meter	15W/m



666561409562




ORDERING GUIDE

Example part number: **VBDFS - 5050 - RGB - 60 - 12 - NS**

MODEL	SERIES	COLOUR	LEDs/METER	VOLTAGE	LENGTH
VBDFS	5050	RGB	60	12V	XXXX

Custom Length
 NS (Full Roll 5 Meter)



For more information about our products and services, please visit our website: www.veroboard.com

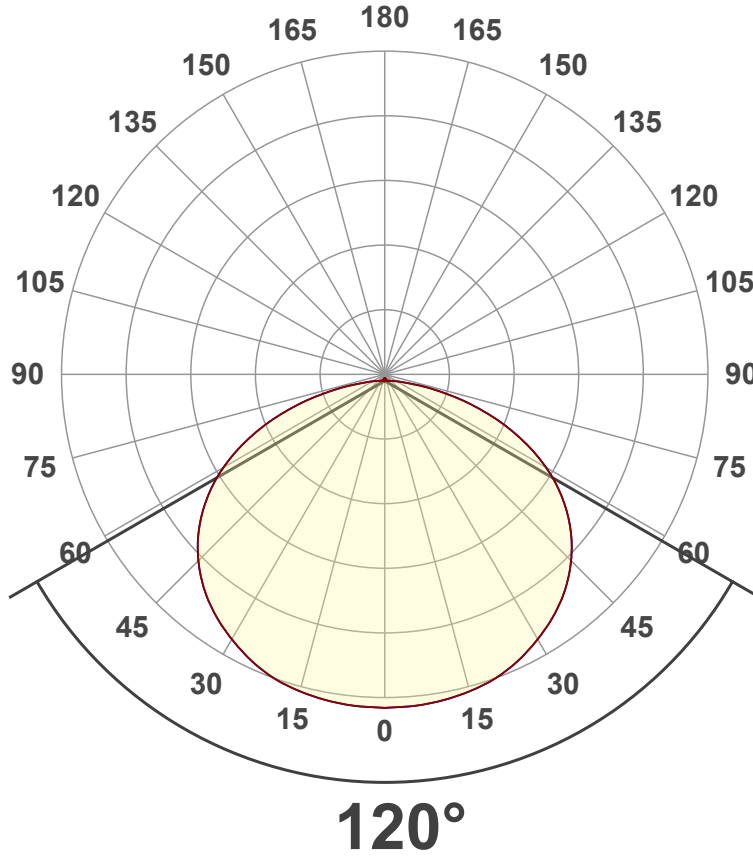
Light Measurement Report

Print date: 2023-04-26

Measurement date and time: 2023-04-26 1:41:38 PM – Measurement no. VFR-230426-0171-MS

Luminous Intensity diagram

Unit: 0-100% of peak intensity



Main Values

Lumen Up% / Down%	0.99% / 99.01%
Peak Intensity	25.4 cd
Beam Angle (50%)	120°
Beam Angle (90%)	130.9°
Beam Angle (10%)	130.9°

Cut-off Angle

Average 2,5%	179.2°
--------------	--------

Field Angle

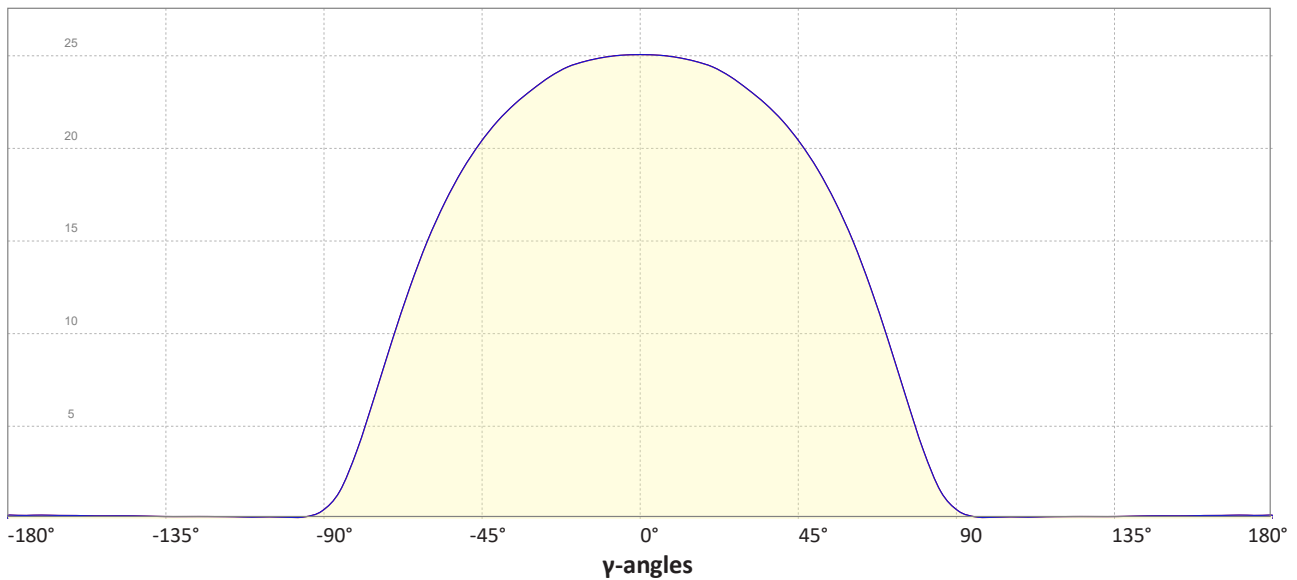
Average 10%	166.5°
-------------	--------

Intensity Ratio

In 120° cone	74.1%
In 90° cone	47.7%

C000-C180
C090-C270

Linear distribution diagram - Intensity (candela) vs γ -angle

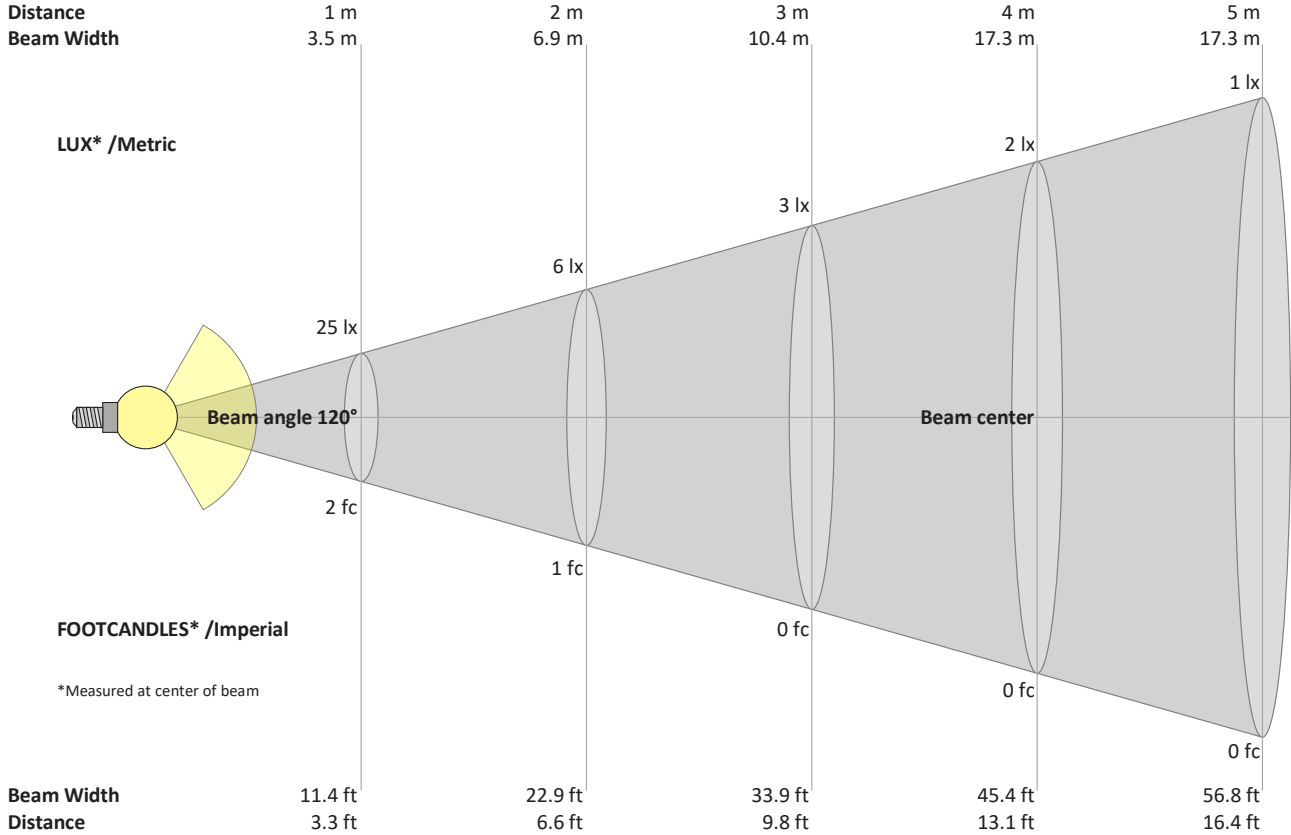


Light Measurement Report

Print date: 2023-04-26

Measurement date and time: 2023-04-26 1:41:38 PM – Measurement no. VFR-230426-0171-MS

Beam Details



Beam intensities from 1 – 20 m

1	2	3	4	5	6	7	8	9	10	11	12	13	14	15	16	17	18	19	20	m	
3.3	6.6	9.8	13.1	16.4	19.7	23	26.2	29.5	32.8	36.1	39.4	42.7	45.9	49.2	52.5	55.8	59.1	62.3	65.6	ft	
25	6	3	2	1	1	1	0	0	0	0	0	0	0	0	0	0	0	0	0	0	lux
2.4	0.6	0.3	0.1	0.1	0.1	0	0	0	0	0	0	0	0	0	0	0	0	0	0	0	fc

Intensities in 0° c-plane

0°	5°	10°	15°	20°	25°	30°	35°	40°	45°	50°	55°	60°	65°	70°	75°	80°	85°	90°	95°	y
25.4	25.4	25.3	25.1	24.8	24.3	23.6	22.9	21.9	20.7	19.3	17.6	15.5	13.0	10.1	7.1	4.1	1.7	0.5	0.1	cd
100%	100%	99%	99%	98%	96%	93%	90%	86%	81%	76%	69%	61%	51%	40%	28%	16%	7%	2%	1%	of 0°val

Intensities in 90° c-plane

0°	5°	10°	15°	20°	25°	30°	35°	40°	45°	50°	55°	60°	65°	70°	75°	80°	85°	90°	95°	y
25.4	25.4	25.3	25.1	24.8	24.3	23.6	22.9	21.9	20.7	19.3	17.6	15.5	13.0	10.1	7.1	4.1	1.7	0.5	0.1	cd
100%	100%	99%	99%	98%	96%	93%	90%	86%	81%	76%	69%	61%	51%	40%	28%	16%	7%	2%	1%	of 0°val

Intensities in 180° c-plane

0°	5°	10°	15°	20°	25°	30°	35°	40°	45°	50°	55°	60°	65°	70°	75°	80°	85°	90°	95°	y
25.4	25.4	25.3	25.1	24.8	24.3	23.6	22.9	21.9	20.7	19.3	17.6	15.5	13.0	10.1	7.1	4.1	1.7	0.5	0.1	cd
100%	100%	99%	99%	98%	96%	93%	90%	86%	81%	76%	69%	61%	51%	40%	28%	16%	7%	2%	1%	of 0°val

Intensities in 270° c-plane

0°	5°	10°	15°	20°	25°	30°	35°	40°	45°	50°	55°	60°	65°	70°	75°	80°	85°	90°	95°	y
25.4	25.4	25.3	25.1	24.8	24.3	23.6	22.9	21.9	20.7	19.3	17.6	15.5	13.0	10.1	7.1	4.1	1.7	0.5	0.1	cd
100%	100%	99%	99%	98%	96%	93%	90%	86%	81%	76%	69%	61%	51%	40%	28%	16%	7%	2%	1%	of 0°val