

PUP40T-1LMC-850 (Product No.:104100180101)

Summary

PUP40T-1LMC-850 is a constant current output mode LED driver. The output current can be easily set via DIP switch. The driver supports leading edge (Triac) and trailing edge (ELV) dimmer, achieve a smooth dimming effect.



Product Features

- Single channel output, output current level selectable by DIP S.W.
- Support Leading edge (Triac) and Trailing edge (ELV) dimmer
- Built-in active PFC function
- Class 2 power supply. Full protective plastic housing
- Dimming effect smooth, no flicker
- Protections: Short circuit, over load, over voltage
- Suitable for indoor LED lighting application, such as down light, spotlights, panel light, and so on



Application

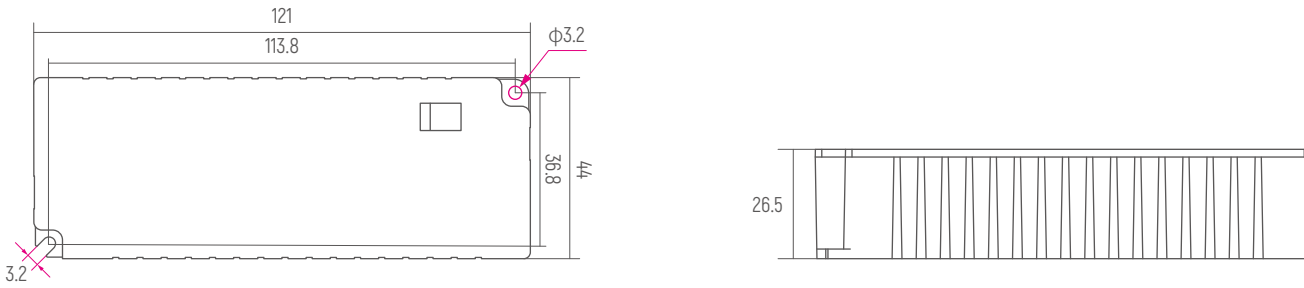


Technical Parameters

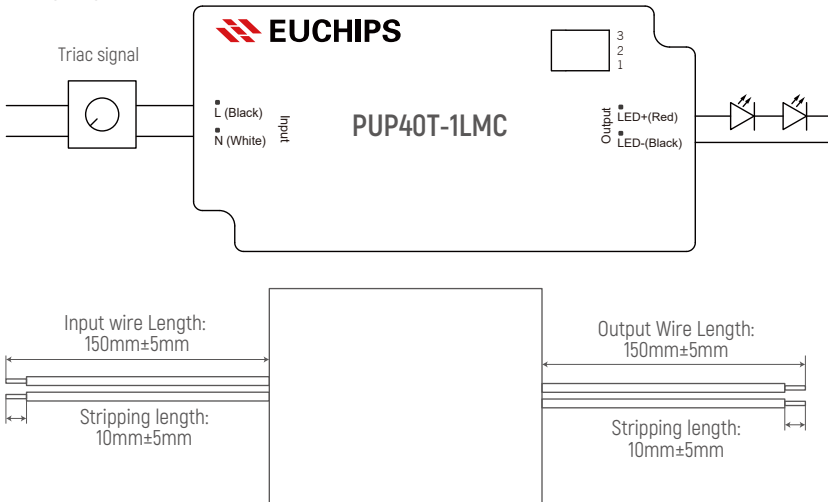
Model	PUP40T-1LMC-850				
Input	Efficiency	>84%@120VAC, Full load			
	Voltage	120VAC			
	Frequency Range(Hz)	50/60Hz			
	Power Factor	≥0.95@120VAC, Full load			
	THD(full load)	<10%@120VAC, Full load			
	AC Current(max)	0.6Amax@120VAC			
	Inrush Current(max)	Cold start, 30A@120VAC			
Output	Current/Voltage/Power	500mA/9-48VDC/24W	550mA/9-48VDC/26.4W	600mA/9-48VDC/28.8W	650mA/9-48VDC/31.2W
		700mA/9-48VDC/33.6W	750mA/9-48VDC/36W	800mA/9-48VDC/38.4W	850mA/9-47VDC/39.95W
	Ripple Current	<3%			
	Channel	1			
	Current Tolerance	±5%			
	Standby Power	<3.5W			
	No load output voltage	58V Max			
Turn on delay Time	<1.5s, at 230Vac (When the light begins to shine)				
Function	Dimming Type	Triac			
	Dimming Range	5%-100% Dimming to off			
Protection	Short Circuit	Close output, recovers automatically after fault removed			
	Over Load	When the output voltage is exceeded, the output current decreases and, recovers automatically. when the load is reduced.			
	Over Voltage	Close output, recovers automatically after fault removed			
Safety & EMC	Surge	L-N:1KV			
	Withstand Voltage	I/P-O/P: 3000VAC/1min/5mA			
	Safety Standards	UL8750/UL1310/CSA25013, CSA class P			
	EMI Eission	EN55015, EN61000-3-2 Class C, JEC61000-3-3			
	EMC Immunity	EN61000-4-2, 3, 4, 5, 6, 8, 11; EN61547			
Others	Working Temp.	-20°C~50°C			
	Storage Temp., Humidity	-40°C~85°C, 20-90%RH			
	tc	85°C			
	Material	PC			
	IP Rating	IP20			
	Lifetime	50,000h@tc:85°C			
	Warranty Condition	5 years			
	Switch Cycle	>25,000 tims			
	Pack Information	Net weight: 156g±5%/PCS; 50PCS/Carton; 8.3kg±5%/Carton; Carton Size: 286x239x194mm (L*W*H)			
Dimension	121*44*26.5mm (L*W*H)				

Remark: Use only within an enclosure

Dimension (mm)



Wiring Diagram



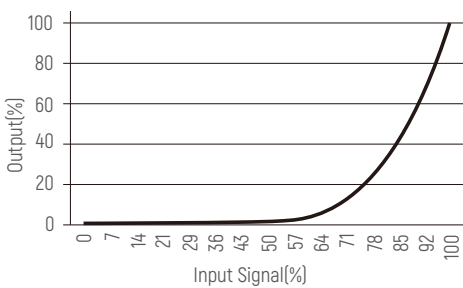
Current Selection Table

PUP40T-1LMC-850 is a multi-current dimming driver, output current level selectable by DIP S.W., as the following:

ON	OFF	1	2	3	4	5	6	7	8	9	10	11	12
		500mA	550mA	600mA	650mA	700mA	750mA	800mA	850mA				
		9-48V	9-48V	9-48V	9-48V	9-48V	9-48V	9-48V	9-48V	9-48V	9-48V	9-48V	9-47V

Remark: Function default setting is: 500mA (@switch are all OFF state)

Dimming Curve



Cautions

- 1.This product should be installed by qualified personnel.
- 2.This product is non waterproof, need to avoid sun and rain.In case of outdoor use, please ensure it is mounted in a water proof enclosure.
- 3.Good heat dissipation conditions extend product life.Please install the product in a well-ventilated environment.
- 4.Please make sure LED power supply output voltage, current is used to meet the product requirements.
- 5.Please ensure that adequate sized cable is used from the controller to the LED lights to carry the current. Please also ensure that the cable is secured tightly in the connector.
- 6.Due to safety concerns, PVC or rubber cord of 0.75-2.5mm² is recommended for input and output terminal(s) (excluding signal terminals). Flat power cord is not suitable.Ensure all wire connections and polarities are correct before applying power to avoid any damages to the LED lights.
- 7.In case of malfunction, do not repair it yourself.

※ The contents of this manual are updated without prior notice. If the function of the product you are using is inconsistent with the instructions, the function of the product shall prevail.Please contact us if you have any questions .