

# 2.4GHz RF Repeater

Model: RP1

## 1. Feature :

The item is 2.4G RF Repeater which support signal receiving and transmitting function.It's compatible with Miboxer 2.4G remote series, one repeater support 12 pieces remote at the same time, the repeater is suitable for outdoor lights which install in open and long distance area.

## 2. Parameter :

Model No.: RP1

Input: 100-240V~ 50/60Hz

Standby Power Consumption: 0.2W

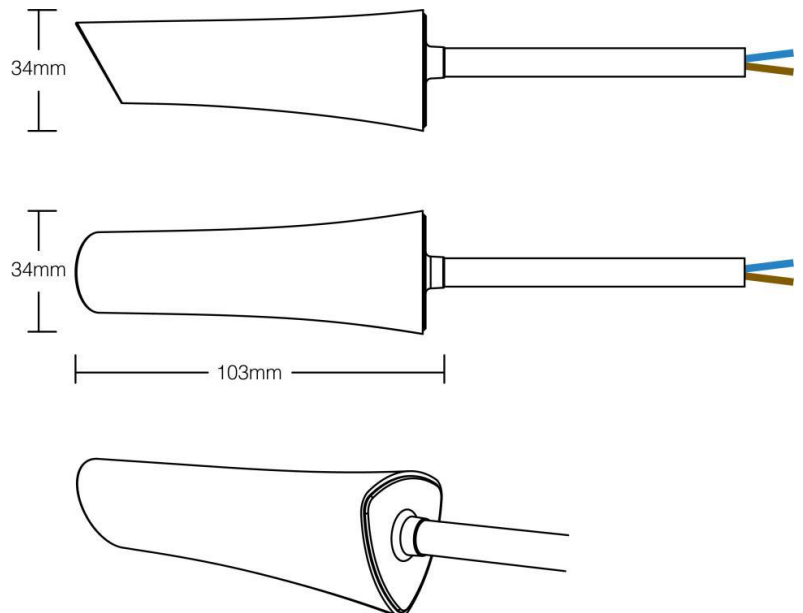
RF: 2.4GHz

Transmission Distance: 30m

Transmitting Power: 6dBm

IP Rate: IP67

Working Temperature: -20~45°C



### 3. Link/Unlink Instruction:

**\*Remote need to be purchased separately**

#### 3.1 Link :

( 1 ) Turn off repeater and turn on after 10 seconds.

( 2 ) Short press " link button" 3 times within 3 seconds.(Check the "Link button" in remote Instruction.

( 3 ) Link completed while the indicator light flash 5 times slowly.

**Attention :** Please repeat above steps if indicator not flash correctly.Don' t link again if the remote already paired. One repeater can link max 12 pieces remote at the same time.

#### 3.2 Unlink :

( 1 ) Turn off repeater and turn on again after 10 seconds.

( 2 ) Short press "Link button" 5 times within 3 seconds.

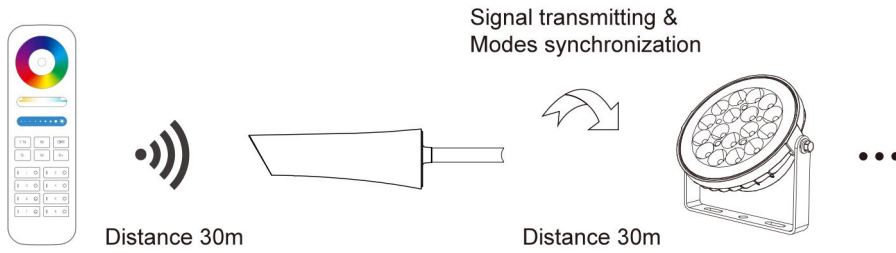
( 3 ) Unlink completed while the indicator flash 9 times quickly.

**Attention :** Please repeat above steps if the indicator not flash correctly.

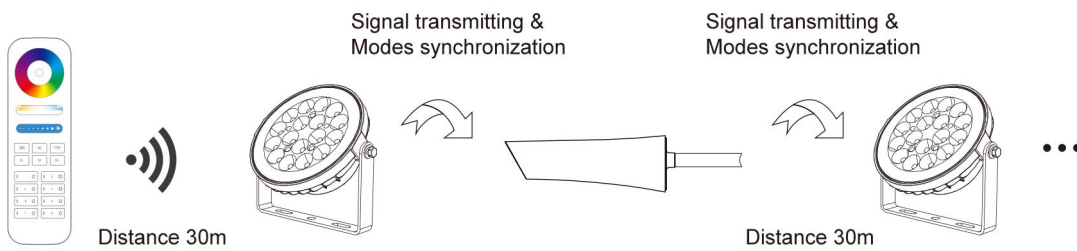
### 4. Connection Diagram :

Repeater can transmit the signal from remote to the lights within 30m. It can synchronized and transmit signal to the item which have auto transmitting & synchronization function.

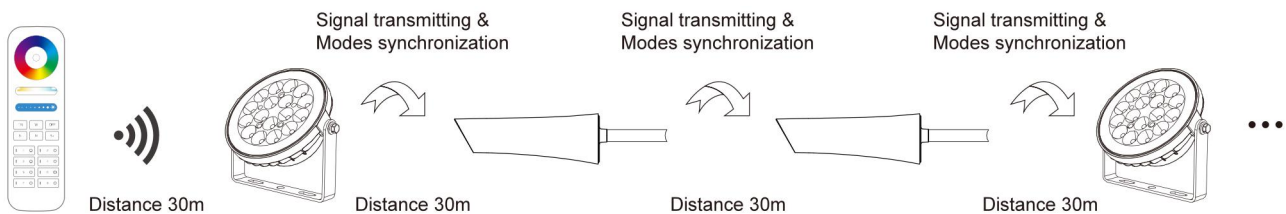
### Solution 1 :




### Solution 2 :



### Solution 3:



### Attention :

1. Need to link remote with repeater and lights at the same time.
2. Repeater only can transmit RF command from 12 pieces remote at the same time.
3. The indicator will light up while repeater is working.
4. Current repeater is only compatible with the item have auto transmitting and synchronization symbol " ".

## 5. Compatible with following remotes



FUT089  
FUT089-B



FUT092  
FUT092-B



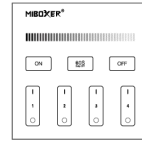
FUT088



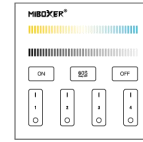
FUT096  
FUT096-B



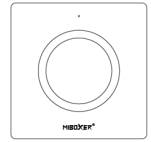
B8




B1 / B1-B / T1




B2 / T2



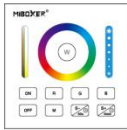
K1 / K1-B



B4 / B4-B / T4



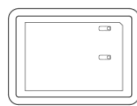
B3 / B3-B / T3



B0



S2-B / S2-W  
S2-G



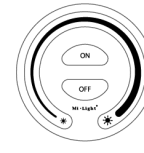
WL-Box1



FUT006



FUT007



FUT087 / FUT087-B



S1-B / S1-W /  
S1-G