

Function instructions

1) Set Step Number:


This controller have 28 steps in total.

Long press "Number" Key, then you can set Step number, short press "Number" Key to choose the step you want set.

Long press "Number" Key to save this setting

Each step will have a "Blue" signal light

This is only 8 Steps working, 8 pcs "Blue" signal light will light up.



2) Mode

Press "Mode" Key to select

Mode 1: all steps on

Mode 2: all steps on one by one

Mode 3: all steps on with 2 steps at the time

Mode 4: 1 step on, moving according to Speed setting

Mode 5: 3 steps on, moving according to Speed setting

Mode 6: 1 step chase, moving according to Speed setting

Mode 7: 2 step chase, moving according to Speed setting

Mode 8: Separated chase, moving according to Speed setting

Mode 9: Auto change all modes 1-8 mode

3)Speed

Total have 10 speed, it have Red signal light.

Short press "Speed" Key to set

Speed 1: 150ms 1 red signal light turn on

Speed 2: 250ms 2 red signal light turn on

Speed 3: 350ms 3 red signal light turn on

Speed 4: 450ms 4 red signal light turn on

Speed 5: 550ms 5 red signal light turn on

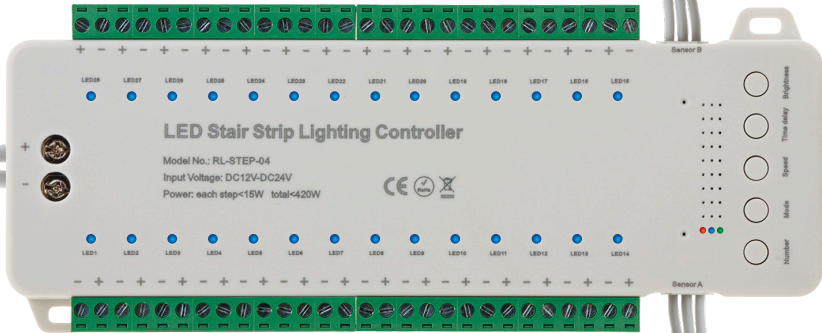
Speed 6: 650ms 6 red signal light turn on

Speed 7: 750ms 7 red signal light turn on

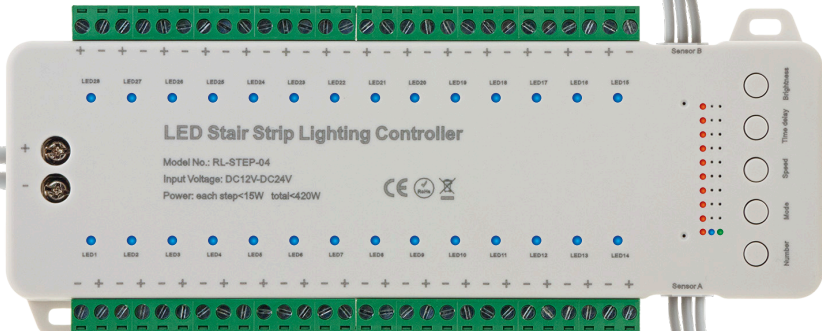
Speed 8: 850ms 8 red signal light turn on

Speed 9: 1000ms 9 red signal light turn on

Speed 10: 1200ms 10 red signal light turn on



Speed 150ms: 1 red signal light turn on



Speed 1200ms: 10 red signal light turn on

4) Time delay

10 time setting, it have Blue signal light

2s 1 light turn on

4s 2 light turn on

6s 3 light turn on

8s 4 light turn on

10s 5 light turn on


15s 6 light turn on

20s 7 light turn on

25s 8 light turn on

30s 9 light turn on

60s 10 light turn on



Function of remote

Function of "Brightness" "Time Delay" "Number" is same as controller

1) Speed

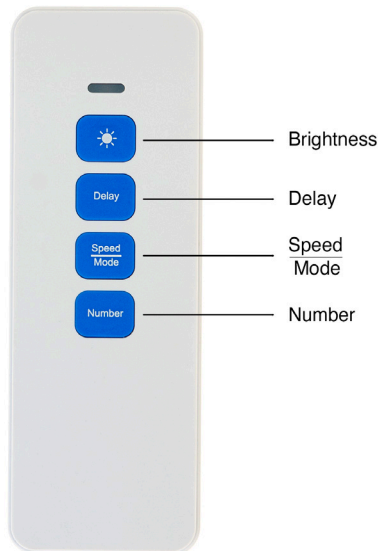
Short press "Speed/Mode" Key to set, it have 10 speed.

2) Mode

Long press "Speed/Mode" key on remote, then can choose modes

Short press to choose mode, once confirm mode, long press

"Speed/Mode" key to save modes, it have 9 modes.



LED Stair Strip Lighting Controller Manual



Installation Diagram

