

## 5 IN 1 DIM J-BOX LED DRIVER 100W

This dimmable LED driver features an integrated wiring compartment, allowing one to make clean connections inside of the LED driver with no need for external junction boxes.

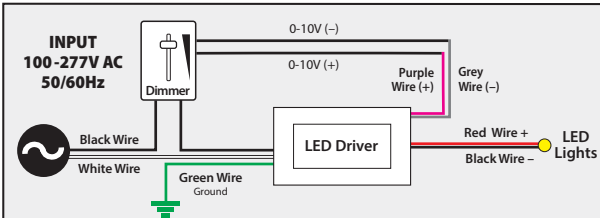
Job Name: \_\_\_\_\_

Distributor: \_\_\_\_\_


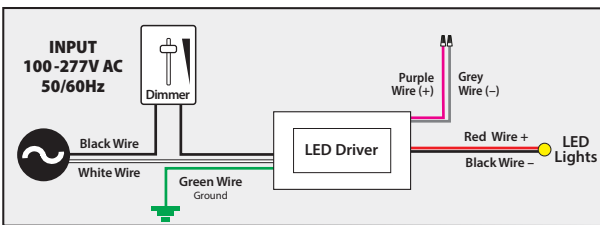
Type: \_\_\_\_\_

Quantity: \_\_\_\_\_ **SKU: 666561428426**

### Installation Diagram (with 0-10V Dimmers)

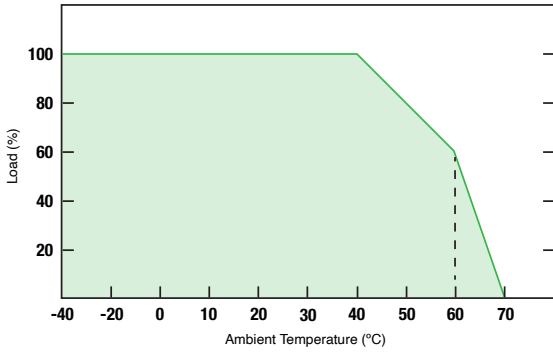


### (with Triac and Phase-cut Dimmers)



MODEL NUMBERS		VBD-012-100DM5i1
OUTPUT	DC Voltage	<b>12V DC</b>
	Rated Current	8.33A
	Rated Power	100W
	Voltage Tolerance	±0.5V
	Voltage Regulation	±0.5%
	Load Regulation	±1%
INPUT	Voltage Range	100-277VAC
	Frequency Range	47-63Hz
	Power Factor (Typ.) @Full Load	0.98@120VAC 0.95@277VAC
	THD (Typ.) @Full Load	<20%
	Efficiency (Typ.) @Full load	83%@120VAC 86%@277VAC
	AC Current (Max.)	1.3A@100VAC
	Inrush Current (Typ.)	20A, 50%, 1.6ms@120VAC
	Leakage Current	<0.50mA
Protection	Working Temp.	-40~+60°C (see below derating curve)
	Working Humidity	20~90%RH, non-condensing
	Storage Temp. Humidity	-40~+80°C, 10~95%RH
Environment	Temp. Coefficient	±0.03% (0~50°C)
	Vibration	10~500Hz, 5G 10min./1 cycle, period for 60min each along X, Y, Z axes
	Safety Standards	UL8750+UL1310
	Withstand Voltage	I/P-O/P:1.88KVAC
	Isolation Resistance	I/P-O/P:100MΩ/500V DC/25°C/70%RH
Safety & EMC	EMC Emission	FCC Part 15 B
	Working Temp.	-40~+60°C (see below derating curve)
	Working Humidity	20~90%RH, non-condensing
	Storage Temp. Humidity	-40~+80°C, 10~95%RH
Others	Weight	About 1.4Kg
	Size	221 x 94 x 42mm (L x W x H)
Notes	1. All parameters if NOT specially mentioned are measured at 120VAC input , rated load and 25°C of ambient temperature. 2. To extend the driver's using life, please reduce the loading at lower input voltage.	

## Derating Curve



## Dimming

Veroboard 5 in 1 Dimming Constant Voltage LED drivers work with any standard Leading Edge, MLV, TRIAC or 0-10V dimmers. The dimmer switch must be installed on the 120V AC side of the driver.

## Using Triac/Phase-cut Dimming

1. The pulse-width modulation (PWM) of output voltage can be adjusted through input terminal of the AC phase line (L) by connection a phase / Triac dimmer of lighting system.
2. Work with forward phase / leading edge, MLV and reverse phase /trailing edge, ELV, Triac dimmers.
3. Please try to use dimmers with power at least 1.5 times as the output power of the driver.

