



## YGCL-5X-ETL

### 3" LED CEILING PANEL LIGHT DIMMABLE, 120V 5W 3000K (WARM WHITE)

#### Specifications





<b>Model No.:</b>	YGCL-5X-ETL
<b>Input Voltage:</b>	120V AC
<b>Wattage:</b>	5W
<b>Frequency:</b>	60Hz
<b>Color Temperature:</b>	3000K (Warm White)
<b>Beam Angle:</b>	110°
<b>Body Color:</b>	White
<b>Dimmable:</b>	Yes
<b>Rendering Index:</b>	CRI>80
<b>IC Rated:</b>	Type IC Rated
<b>IP Rated:</b>	IP20 (Suitable for damp locations)
<b>Wire Length:</b>	30 cm (11.8 in) 22AWG
<b>Dimensions:</b>	Ø 90 mm (3.5 in), Depth 19 mm (0.75 in)
<b>Cut Size:</b>	75 mm (2.9 in)
<b>J-Box Dimensions:</b>	<b>Length:</b> 102 mm (4 in) <b>Width:</b> 69 mm (2.7 in) <b>Depth:</b> 35 mm (1.375 in)
<b>Certification:</b>	FCC/ETL



**SKU: 666561412470**

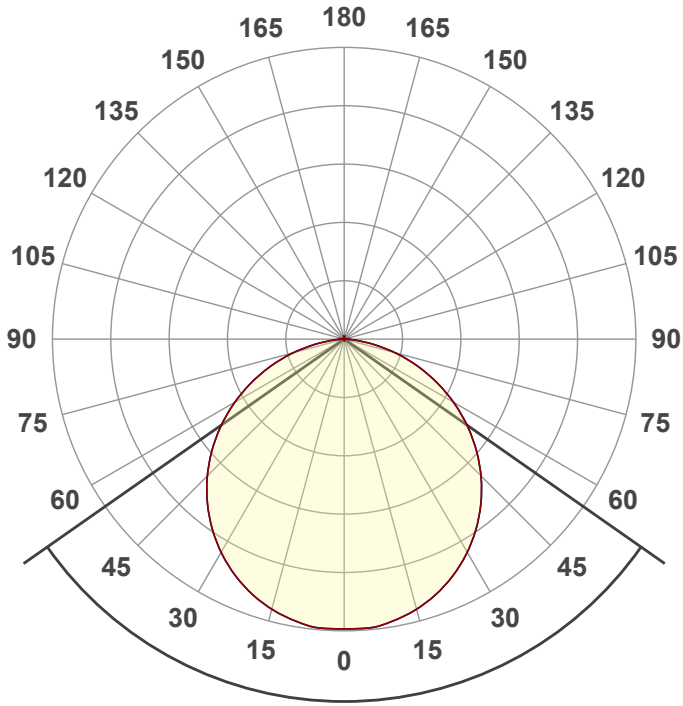
#### Features

- This downlight works in various indoor applications. It has universal ceiling applications.
- Easy installation, fast connecting with the input wires and spring clips for a secure mount.
- Recessed lighting is suitable for both dry and damp environments.
- Well suited for both residential and commercial indoor spaces.



#### Disclaimer

The data and information contained in this specification sheet are subject to change without notice; the ratings supplied are provided based on the product manufacturer. The information contained in this specification sheet should not be considered a warranty, expressed or implied, including, but not limited to, a warranty of merchantability or fitness for a particular purpose. In no event shall LED Lights and Parts be liable for any incidental or consequential damages resulting from the use, misuse, or inability to use the product. This exclusion applies regardless of whether such damages are sought based on breach of warranty, breach of contract, negligence, strict liability in tort, or any other legal theory.



Beam angle

**110°**

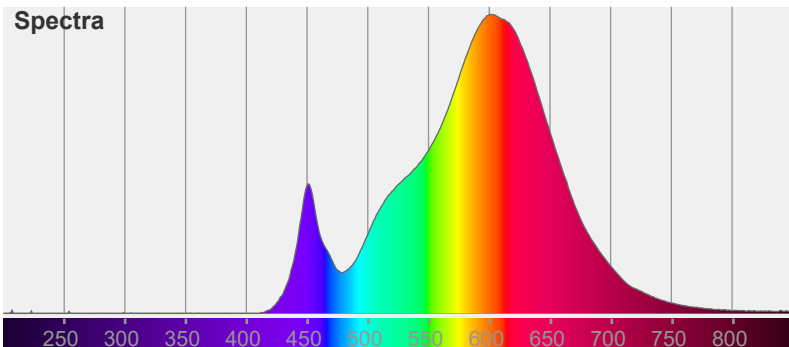


Color

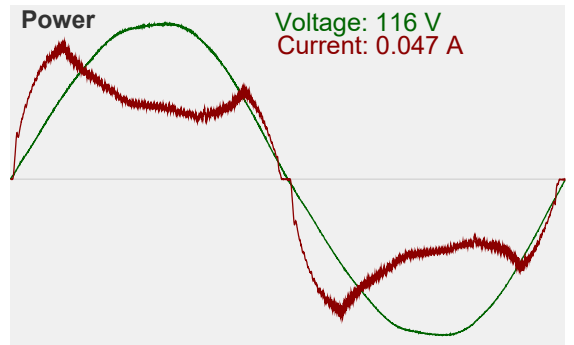


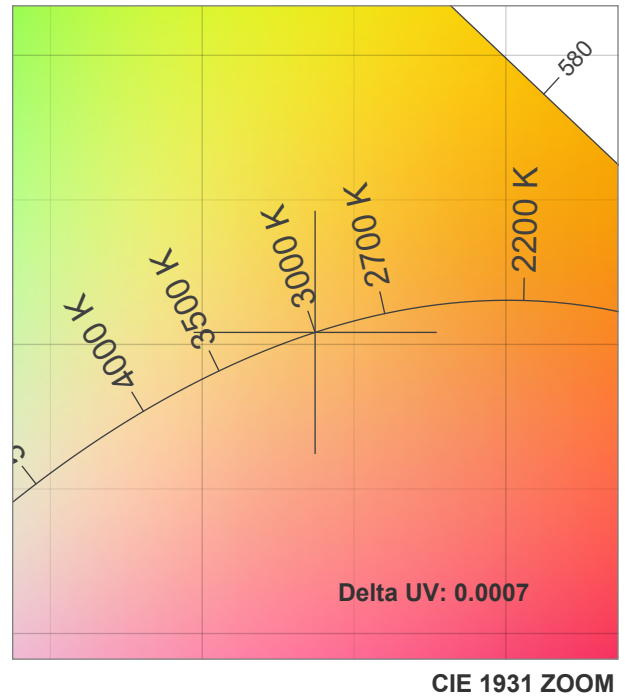
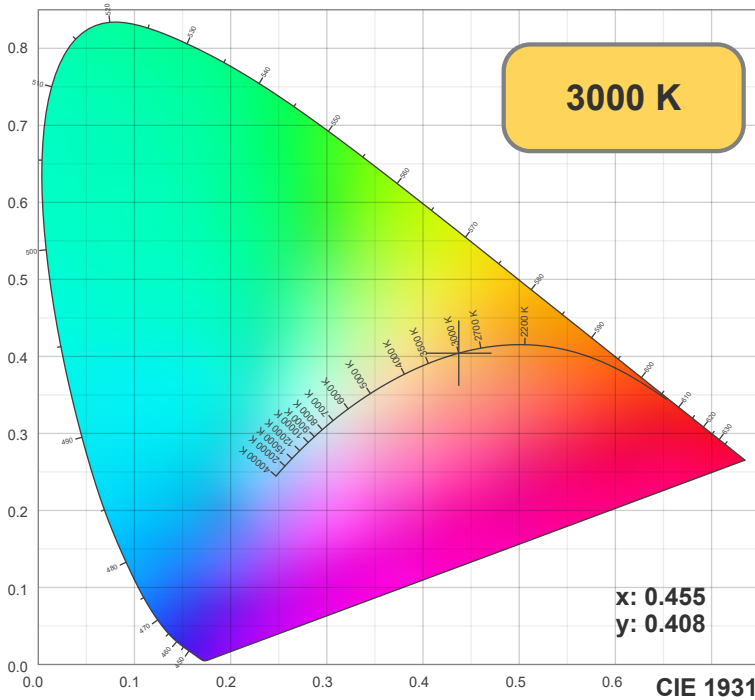
CIE1931  
x: 0.455  
y: 0.408

Spectra

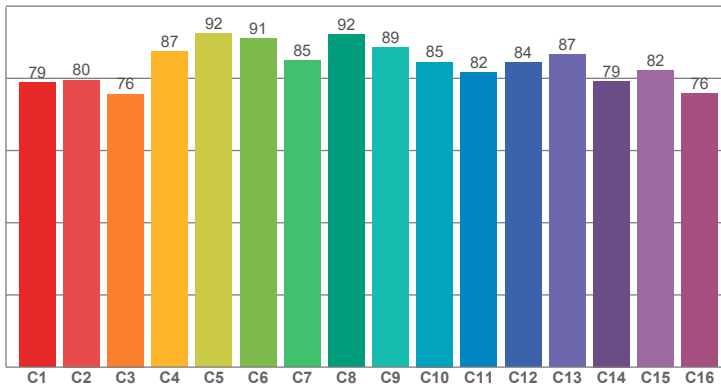


Power

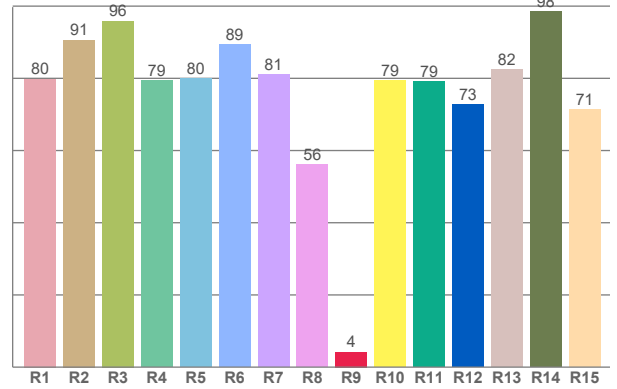




**TM30: 83.9**



**CRI: 81.6 (R1-R8)**



CRI R values, only R1-R8 are used to calculate final CRI value

R1	R2	R3	R4	R5	R6	R7	R8	R9	R10	R11	R12	R13	R14	R15
79.83	90.63	95.87	79.45	79.98	89.31	81.10	56.23	4.20	79.31	79.18	72.79	82.36	98.49	71.38

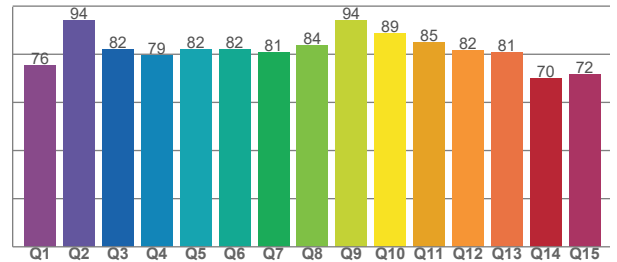
TM30 C values, 16 binned values out of total of 99 C values

C1	C2	C3	C4	C5	C6	C7	C8	C9	C10	C11	C12	C13	C14	C15	C16
78.92	79.55	75.69	87.39	92.47	91.11	85.01	92.13	88.60	84.55	81.61	84.40	86.66	79.23	82.21	75.73

CQS Q values

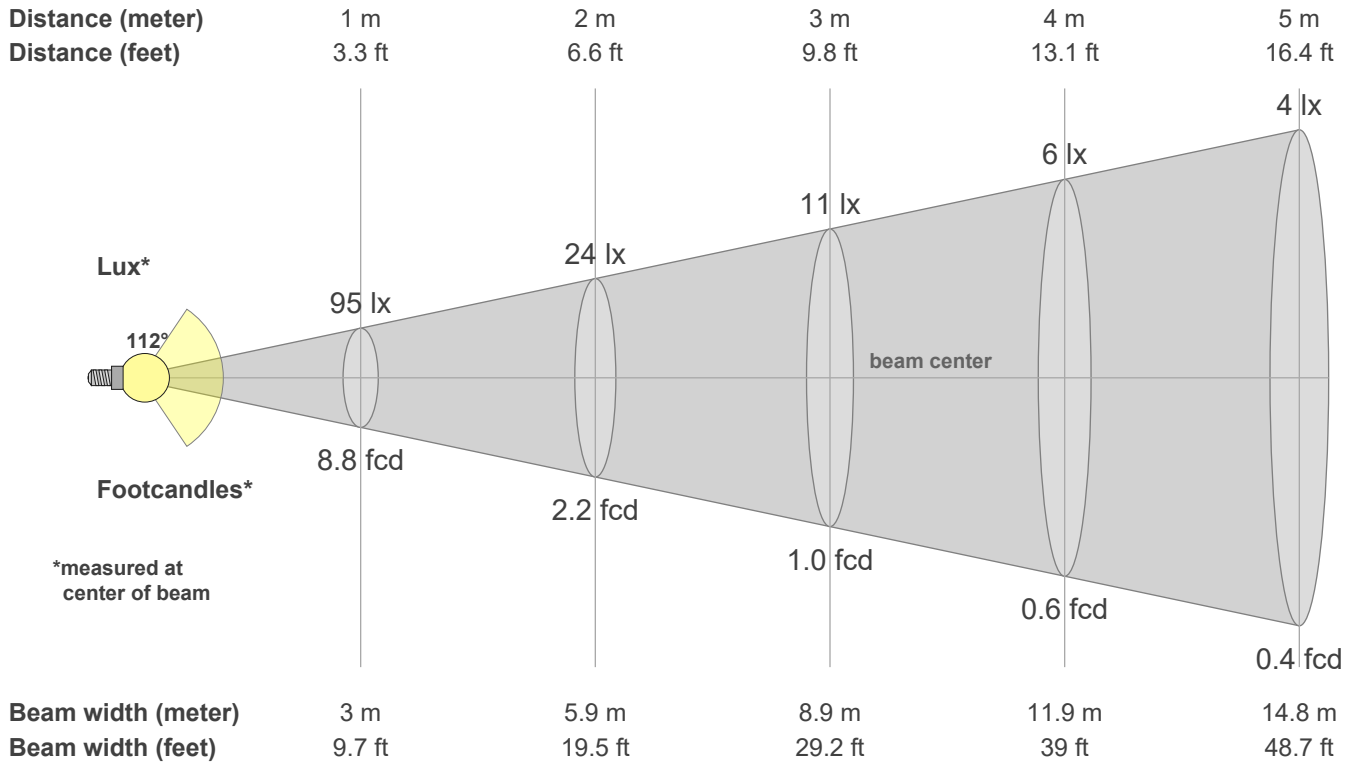
Q1	Q2	Q3	Q4	Q5	Q6	Q7	Q8	Q9	Q10	Q11	Q12	Q13	Q14	Q15
75.54	94.17	82.17	79.40	82.07	81.92	81.02	83.56	94.25	88.54	85.01	81.78	80.68	69.96	71.60

**CQS: 80.8**



## Color parameters

CCT	CRI	CRI R9	TM30 Rf	TM30 Rg	CQS	x	y	u	v	Duv
3000 K	81.6	4.2	83.9	96.5	80.8	0.4	0.4	0.3	0.3	-0.0007



### Intensities in 0° c-plane

0°	5°	10°	15°	20°	25°	30°	35°	40°	45°	50°	55°	60°	65°	70°	75°	80°	85°	90°	95°
95.1	95.0	93.7	91.6	88.8	85.1	80.7	75.5	69.8	63.4	56.5	49.1	41.4	33.4	25.3	17.3	9.5	3.4	0.5	0.1
100%	100%	99%	96%	93%	90%	85%	79%	73%	67%	59%	52%	44%	35%	27%	18%	10%	4%	1%	0%

### Intensities in 90° c-plane

0°	5°	10°	15°	20°	25°	30°	35°	40°	45°	50°	55°	60°	65°	70°	75°	80°	85°	90°	95°
95.1	95.0	93.7	91.6	88.8	85.1	80.7	75.5	69.8	63.4	56.5	49.1	41.4	33.4	25.3	17.3	9.5	3.4	0.5	0.1
100%	100%	99%	96%	93%	90%	85%	79%	73%	67%	59%	52%	44%	35%	27%	18%	10%	4%	1%	0%

### Intensities in 180° c-plane

0°	5°	10°	15°	20°	25°	30°	35°	40°	45°	50°	55°	60°	65°	70°	75°	80°	85°	90°	95°
95.1	95.0	93.7	91.6	88.8	85.1	80.7	75.5	69.8	63.4	56.5	49.1	41.4	33.4	25.3	17.3	9.5	3.4	0.5	0.1
100%	100%	99%	96%	93%	90%	85%	79%	73%	67%	59%	52%	44%	35%	27%	18%	10%	4%	1%	0%

### Intensities in 270° c-plane

0°	5°	10°	15°	20°	25°	30°	35°	40°	45°	50°	55°	60°	65°	70°	75°	80°	85°	90°	95°
95.1	95.0	93.7	91.6	88.8	85.1	80.7	75.5	69.8	63.4	56.5	49.1	41.4	33.4	25.3	17.3	9.5	3.4	0.5	0.1
100%	100%	99%	96%	93%	90%	85%	79%	73%	67%	59%	52%	44%	35%	27%	18%	10%	4%	1%	0%

Beam angle 50%	Field angle 10%	Cutoff angle 2.5%	Intensity ratio in 120° cone	Intensity ratio in 90° cone
112.1°	160.0°	173.3°	79.2%	54.0%