



Oo SPA

PRESENTS

THE LUXE-SKIN REVITALIZING DEVICE MANUAL



TABLE OF CONTENTS

03	Introduction
05	Luxe-Skin Revitalizing Treatment by Myufull
07	Features
09	Facial Muscles & Contours
10	Hands
11	At-home Instructions
13	Safety Guidelines
14	Product Specifications



A INTRODUCTION

Facial muscles are the muscles underneath your facial skin. Typically only 30% of your facial muscles are used on a daily basis. One of the main causes of wrinkles and weakening or sagging of your skin is due to the limited use of your facial muscles.

ミューフルは覚醒のプランです



Firm, tight, & healthy-looking skin is a result of the balance between the firmness of facial muscles, collagen, and moderate fat, all which support each other. When any one of these factors are out of balance, the skin will begin to lose its firmness and develop fine lines at a rapid rate. The typical areas that tend to experience this are the cheeks, mouth, lines around the chin and eyes.

The different forms of current from the device will assist in lifting, sculpting, and firming the skin - which are the immediate results - however, studies have shown that these currents also can increase elastin fibers and collagen thickness with continued use.



This is a composite photo of a 55-year-old mother and her 30-year-old daughter. Notice the change in the positioning and shape of the chin, jaw line, and around the lips and eyes.



B LUXE-SKIN REVITALIZING TREATMENT BY MYUFULL

The Luxe-Skin Revitalizing Treatment by Myufull is an anti-aging device that utilizes advanced EMS, waveform, micro-current, and AEON technology to reduce wrinkles and lift facial contours. The look and feel of the face is supported by the muscles that span the entire face. Just as the muscles in your arms and legs will weaken over time without proper exercise, the facial muscles will also weaken. The Luxe-Skin Revitalizing Treatment by Myufull is designed to rebuild your facial muscles, stimulate collagen production, and assist in restoring elasticity. The waveform from the device also increases ATP production within your skin cells. This increase in ATP production is necessary for your skin cells to produce collagen and elastin. Both of which decrease as you age. The Luxe-Skin Revitalizing Treatment by Myufull is one of the only devices on the market with EMS technology, micro-current, AEON technology (negative ions) as well as waveform. By utilizing these 4 advanced technologies, you can help reduce fine lines and wrinkles, tighten and lift your skin, as well as reduce breakouts and scarring. In at the comfort of your home or at the Myufull Facial Treatment centre within Oo Spa.



5 SIMPLE STEPS

1. Prior to use on the face, turn on the device. Place the device on the back of your hands and rotate it in a circular motion for up to 1 minute per hand.
2. Place the device on the back of the neck and move it towards the side of the neck in a circular motion then move it up along your neck. Continue the same circular motion and move the device upwards along your neck. Repeat the same movements on your shoulders and move up to your neck. Do this for up to 1 minute on each shoulder.



3. Begin by placing the Device on your left cheek beside your mouth and move up your cheek towards your temple.



4. Now repeat the same motion on the right cheek.



5. Repeat the same motion on both sides evenly for up to 10 minutes on each side of your face.

We recommend following these 5 simple steps every day to maintain the results.





C FEATURES



EMS (ELECTRONIC MUSCLE STIMULATION)

An exercise method that promotes muscle activity by passing a pulse current. Muscles repeatedly contract and relax when a pulse current is transmitted. By taking advantage of this characteristic, you can effectively train your facial muscles without moving your body.

- More technologically advanced than any other machine on the market. Featuring the ability to not only target your face and hands but multiple body parts simultaneously
- Featuring EMS technology, Microcurrent, AEON technology, as well as waveform technology. These features provide the ability to not only target your face, hands, and neck, but also other parts of your body simultaneously
- The low to high frequency intervals also mimic the effects of soft massaging.
- In addition, the battery lasts longer than standard devices by reducing power consumption. A set of batteries can be used up to 4 weeks with 30-minute daily use.

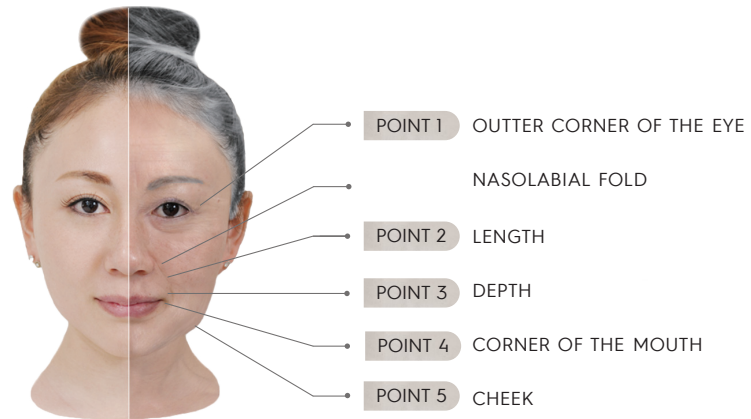




D FACIAL MUSCLES AND CONTOURS

There are five key areas that the Luxe-Skin Revitalizing Treatment provides benefits to.

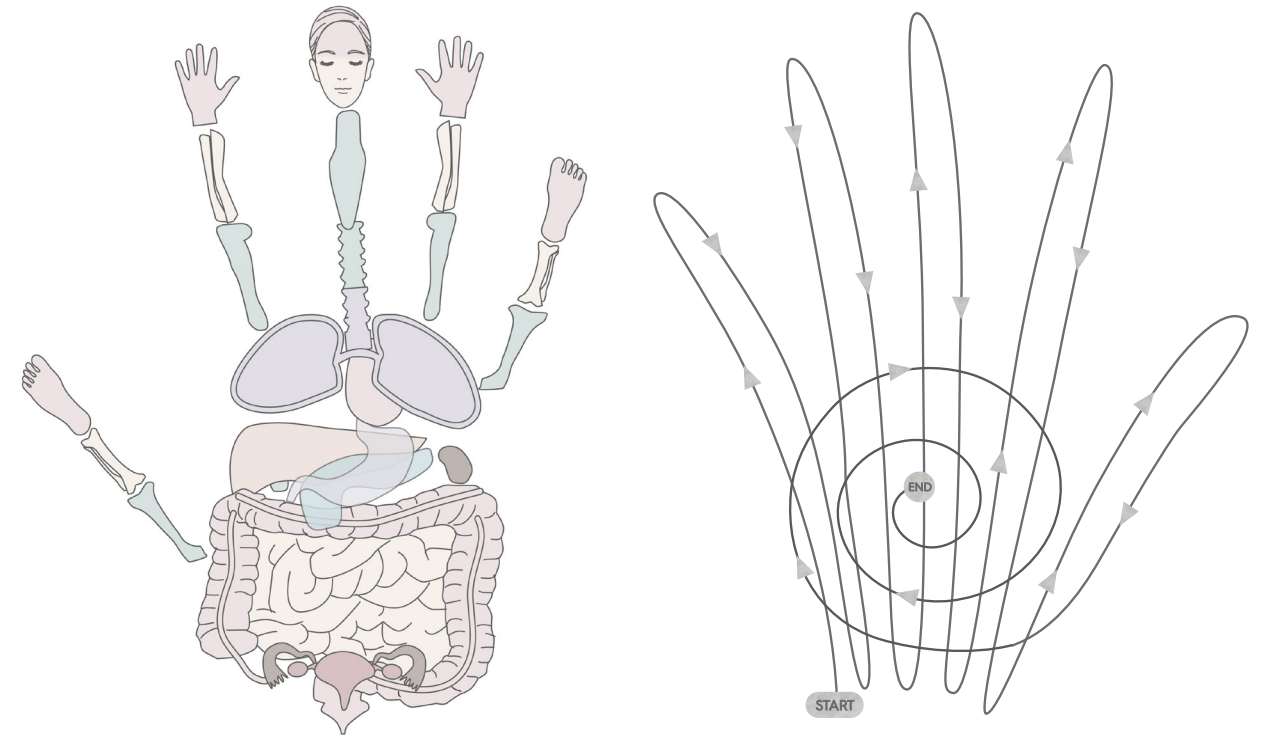
The corner of the eyes, the length and depth of the nasolabial fold (the line that starts at the outer portion of the nose and ends at the corner of the mouth), the corners of the mouth, and the cheeks.



E HANDS

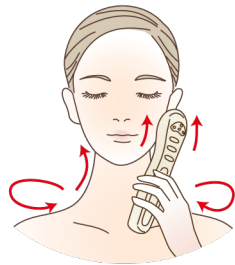
CONNECTION BETWEEN THE HANDS AND ORGANS OF THE BODY

Similar to your feet, your hands have various points which directly connect to certain organs. By using the Luxe-Skin Revitalizing Treatment device by Myuffull on hands, you stimulate the brain and organs.



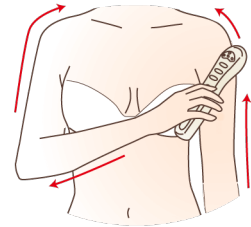


F AT HOME INSTRUCTIONS



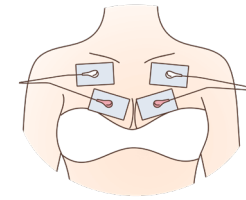
FACE, NECK, & SHOULDERS

Begin by placing the Luxe-Skin Revitalizing Treatment device on the shoulder, one side at a time, then rotate in a circular motion. As you rotate the Luxe-Skin Revitalizing Treatment device, move it up the back of your neck to behind your ears. Follow through by placing the device near your mouth and move it up the side of your cheeks to your temple. Repeat these steps for 10 minutes on each side of your face.



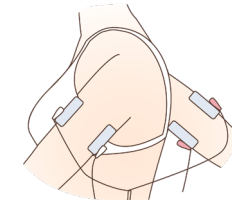
EMS & HAIR TREATMENTS

By placing the Luxe-Skin Revitalizing Treatment device on your scalp and rotating clockwise as well as moving up the sides of your head, you are providing your hair with negative ions which stimulate hair growth and also aids with thinning hair.



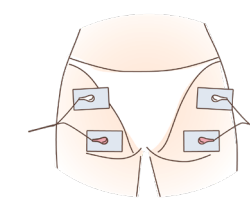
ACNE & SKIN COMPLEXION

Skin complexion, years of acne and red spots can be naturally reversed and the skin can be enhanced with the Luxe-Skin Revitalizing Treatment device. By increasing blood flow and stimulating the production of ATP and collagen, you can have youthful skin.



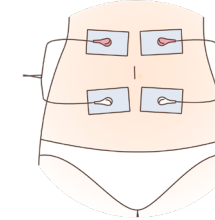
UPPER CHEST & HIPS

Place the EMS patches that are connected to the device below your collar bone on each side of your chest. Then place the patches on your hips (front and back).



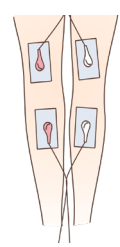
BENEFITS OF WHOLE BODY TREATMENTS (Negative Ions)

Whole body treatments with the Luxe-Skin Revitalizing Treatment device provides the entire body with Negative Ions. The benefits of negative ions for your body range from lower inflammation, energizing your cells, tightening and firming your skin & muscles and much more



WHOLE BODY USE

Apply the patches on multiple parts of your body. Arms, stomach, inner thighs, and calves are just some of the spots you can target with the patches.





G SAFETY GUIDELINES

⚠ DANGER DO NOT USE THE MYUFULL EMS DEVICE IN COMBINATION WITH THE FOLLOWING DEVICES AS THEY MAY CAUSE MALFUNCTION.

1. Implantable medical electronic devices such as pacemakers.
2. Life-supporting medical electronic devices such as heart-lung machines.
3. Wearable medical electronic devices such as electrocardiographs.

⚠ CAVEAT PLEASE CONSULT WITH YOUR MEDICAL DOCTOR IF ANY OF THE FOLLOWING CONDITIONS APPLY, PRIOR TO USE.

- | | |
|------------------------|----------------------------|
| 1. Acute illness | 5. Heart conditions |
| 2. Malignant tumours | 6. Sick or high fever |
| 3. Infectious diseases | 7. Abnormal blood pressure |
| 4. Pregnant | 8. Skin abnormalities |

Do not use near the heart, inside the mouth, near genital area, or areas where the skin is damaged, etc.
Do not use this device with any other electrical devices at the same time.
Do not use for any purpose other than low frequency treatment.
Do not repair or attempt to modify the Device. * Abnormal operation may result in injury.

⚠ NOTE DO NOT USE THE MYUFULL EMS DEVICE IN COMBINATION WITH THE FOLLOWING DEVICES AS THEY MAY CAUSE MALFUNCTION.

If you feel any abnormalities on your skin or body, stop using the device immediately. * There is a risk of accidents and injury.



G PRODUCT SPECIFICATIONS

POWER SUPPLY

AC adapter (switching method) [AC-100V 50 / 60Hz output voltage: DC3V / 0.3A]

BATTERY

1.5V (AA) x 2

POWER SUPPLY

AC adapter (switching method) [AC-100V 50 / 60Hz output voltage: DC3V / 0.3A]

OUTPUT TERMINAL

Stereo mono jack ... 1 piece

WEIGHT

About 170g

EXTERNAL DIMEN

213 (W) x 55 (H) x 49 (D) mm

ACCESSORIES

4-pole pad cable x 1 Single pole cable x 1 Portable pouch x 1
AA alkaline batteries (1.5V) x 2 Conductive gel pad x 4 small /
4 medium / 4 large Pin holder x 1 AC adapter x 1 AC adapter
connection cable x 1

王
日
本
の
ス
パ



105-1428 Granville St. Vancouver, BC V6Z 1N2
604 848 8470
info@oojapanesespa.com