

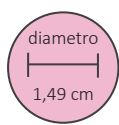
ROBERTA RISOLO
art jewels

MISURA ITALIANA ANELLI

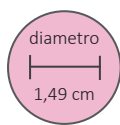
Stampa la pagina su un foglio A4, non riadattare o ridimensionare la pagina.
Il file deve essere stampato nel formato originale.
Verificare con un righello la corrispondenza della misura al righello qui sotto.



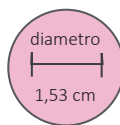
Adagiare un anello che calza bene sui cerchi stampati.
La misura corretta sarà quella dove il cerchio stampato è appena visibile all'interno dell'anello.



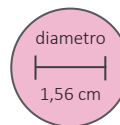
6



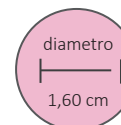
7



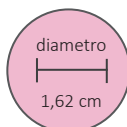
8



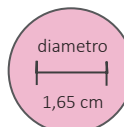
9



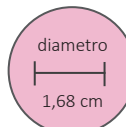
10



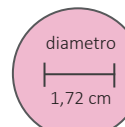
11



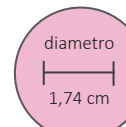
12



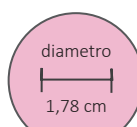
13



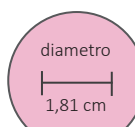
14



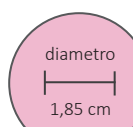
15



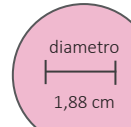
16



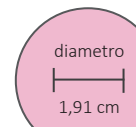
17



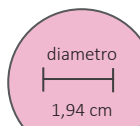
18



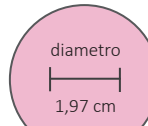
19



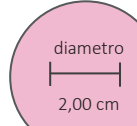
20



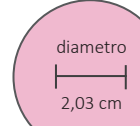
21



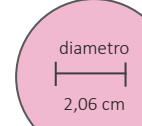
22



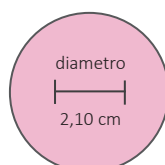
23



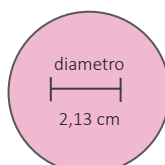
24



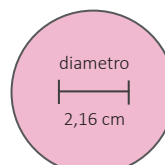
25



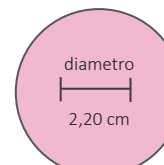
26



27



28



29