



SHURFLO®

WATER CATALOG

VOLUME FOUR | ISSUED JANUARY 1, 2014

Since 1968, Pentair® has been in the business of manufacturing quality, innovative, Shurflo®-branded pumps and components to the Recreational Vehicle, Marine, Foodservice, General Industrial and Water Treatment markets. Pentair takes pride in providing each customer with quality solutions for their fluid pumping needs. The Water Treatment market is a prime example of where Shurflo brand product innovations have been applied. Adapting pumps and components to meet the needs of the reverse osmosis booster, delivery and transfer applications have led us to develop a wide array of innovative solutions to help our valued customers grow their business.

In its Shurflo Water Products Catalog, Pentair offers a wide range of pumps and components to meet your water treatment needs. Each product is backed by superior quality and excellent service. For more information about other Shurflo-branded products from Pentair, please call us at **1.800.942.1153** or contact one of our highly qualified distributors.

Terms: Net 30 days with approved credit.

Minimum Order Quantity: One full carton – no broken cases.

Restocking Fee: All products are subject to 25% re-stocking charge based on manufacturing date, revision level, and inventory space.

Quantities: Different brands and specified quantities.

Limited Warranty is valid from the date of manufacture or with proof of purchase.

2088 Series Pumps – One year

Water Boost – One year

Water Pressure Reducer Valves – One year

8000, 8025, 8010, 8075, 8095 Series Pumps – One year

NOTE: Part numbers and prices are subject to change without notice.

TABLE OF CONTENTS

SHURFLO® WATER BLOCK/ ELECTRIC DELIVERY PUMPS & SYSTEMS

- 2 ELTEK® WATER BLOCK
- 2 WATER PRESSURE REDUCER VALVES (WPRV)
- 2 8000 SERIES DELIVERY PUMPS
- 5 2088 SERIES PUMPS

SHURFLO REVERSE OSMOSIS PUMPS & CONTROL SWITCHES

- 6 8005 SERIES RO BOOSTER PUMPS
- 6 8010 SERIES RO BOOSTER PUMPS
- 7 8075 HIGH PERFORMANCE BRUSHLESS D.C. RO BOOSTER PUMP
- 7 8075 SILVER SERIES RO BOOSTER PUMPS
- 8 8075 GOLD SERIES RO BOOSTER PUMPS
- 8 80 SERIES RO BOOSTER SYSTEM
- 9 82 SERIES LOW VOLTAGE DELIVERY SYSTEM
- 9 POWER SUPPLY / TRANSFORMER
- 9 RO TANK AND SYSTEM CONTROL SWITCHES

SHURFLO WATER BOOST SYSTEMS

- 10 MINI WATER BOOST SYSTEMS & REPLACEMENT PUMPS
- 11 MEDIUM ELECTRIC WATER BOOST SYSTEMS & REPLACEMENT PUMPS

SHURFLO ACCESSORIES

- 12 ACCUMULATOR TANK
- 12 FITTINGS
- 12 STRAINERS

SHURFLO PUMP DIMENSIONS

- 13 PUMP DIMENSIONS
- 15 PRODUCT CONFIGURATION GUIDE (THIS TOOL IS TO ASSIST IN SIZING SHURFLO PRODUCTS)

ELTEK® WATER BLOCK

- Overflow safety device for POU coolers, chillers and heaters, coffee brewers, vending machines, ice machines and more
- Automatically shuts off if preset volume is exceeded
- Automatically resets if water volume preset is not exceeded
- Maximum flow volume established by ten (10) setting notches
- No external energy source required
- Not recommended for reverse osmosis (RO) or ice flaker installation as an RO system by nature can produce permeate water for long periods of time which will unnecessarily trip the Water Block



PART NO	DESCRIPTION	PACK SIZE	LIST PRICE
A EV950305	Water Block	25	\$65.90
A EV950300	Water Block	200	64.23
B EV950325	Water Block Reset Device	25	33.38
B EV950320	Water Block Reset Device	200	36.49
- EV313861	Adaptor, 3/4" Male Garden Hose, both ends, Black	1	2.16
C EV311840	Wall Mount Clip, Black	1	3.54

SHURFLO® WATER PRESSURE REDUCER VALVES (WPRV)

Shurflo Water Pressure Reducer Valves (WPRV) from Pentair® are fixed pressure, water-reducing devices (non-adjustable). The WPRV minimizes incoming water

pressure fluctuations while guarding against pressure spikes. Actual pressure reduction is dependent upon input pressure and outlet flow rate.



D



E

PART NO	DESCRIPTION	PACK SIZE	LIST PRICE
D 183-130-NF	Water Pressure Reducer Valve, 30 PSI [2.1 BAR], w/o fittings.	12	\$40.85
D 183-150-NF	Water Pressure Reducer Valve, 50 PSI [3.4 BAR], w/o fittings.	12	40.85
D 183-165-NF	Water Pressure Reducer Valve, 65 PSI [4.5 BAR], w/o fittings.	12	40.85
D 183-165-QC14	Water Pressure Reducer Valve, 65 PSI [4.5 BAR], 1/4" [6.4 mm] John Guest® fittings.	12	51.72
D 183-165-QC38	Water Pressure Reducer Valve, 65 PSI [4.5 BAR], 3/8" [10 mm] John Guest fittings.	12	51.72
E EV313526	Pair of 1/2" [12.7 mm] and 1/4" [6.4 mm] John Guest fittings.	12	26.27
E EV313527	Pair of 1/2" [12.7 mm] and 1/3" [8.5 mm] John Guest fittings.	12	26.27

SHURFLO 8000 SERIES DELIVERY PUMPS

**Perfect for high pressure applications.
Can run dry without damage.**

Shurflo 8000 Series Delivery Pumps are ideal for applications that require high pressure with flow rates up to 1.5 GPM [5.7 LPM] and low amp draw. They can be mounted in any position, are compact and designed for long, trouble-free life. Spherically-shaped valves and diaphragms are available in a variety of materials to meet a wide range of applications.

- Great for water boost systems, misters and sprayers

- Self-priming up to 8 vertical feet [2.4m]
- Can run dry without damage
- Flow rates up to 1.5 GPM [5.7 LPM]
- Pressures up to 150 PSI [10.3 BAR] available
- Corded pump: UL-listed; non-corded pump: UL-recognized
- Built-in check valve
- 12 or 24 VAC requires customer provided low volt power supply



(Continued on next page)

SHURFLO® 8000 SERIES DELIVERY PUMPS (cont'd.)

PART NO	DESCRIPTION	PRESSURE		FLOW		AMPS	PACK SIZE	LIST PRICE
		PSI	BAR	GPM	LPM			
8005-233-236	115 VAC, 1.5 GPM [5.7 LPM] open flow, Santoprene® diaphragm, 60 PSI [4.1 BAR], demand switch, 3/8" [10 mm] NPT-female ports, NSF-listed, non-corded.	20	1.4	1.26	4.7	0.48	6	\$190.93
		40	2.8	1.07	4.0	0.57		
		50	3.4	0.99	3.7	0.61		
		60	4.1	0.94	3.5	0.66		
8005-243-256	12 VDC, 1.3 GPM [4.9 LPM] open flow, Santoprene diaphragm, demand switch, 60 PSI [4.1 BAR], with 45 PSI [3.1 BAR] internal bypass, 3/8"-18 NPT-female ports, NSF-listed, non-corded.	20	1.4	1.13	4.3	3.2	6	108.08
		40	2.8	0.66	2.5	4.2		
		50	3.4	0.17	0.6	4.5		
		60	4.1	0.01	0.3	4.7		
8005-292-139	12 VDC, 1.4 GPM [5.3 LPM] open flow, Santoprene diaphragm, demand switch, 30 PSI [2.1 BAR], 1/2"-14 NPT-male, NSF-listed, non-corded.	OPEN	OPEN	1.40	5.3	1.9	6	109.00
		10	0.70	1.00	3.8	2.0		
		20	1.4	0.93	3.5	2.5		
		30	2.1	0.83	3.1	2.9		
8005-733-155	115 VAC, 1.5 GPM [5.7 LPM] open flow, Santoprene diaphragm, 60 PSI [4.1 BAR], demand switch, with 45 PSI [3.1 BAR] internal bypass, 1/2" [12.7 mm] NPT male ports, NSF-listed, non-corded.	20	1.4	1.26	4.9	0.40	6	210.60
		40	2.8	0.67	2.5	0.49		
		60	4.1	0.05	0.1	0.54		
8005-733-255	115 VAC, 1.5 GPM [5.7 LPM] open flow, Santoprene diaphragm, 60 PSI [4.1 BAR], demand switch, with 45 PSI [3.1 BAR] internal bypass, 3/8" [10 mm] NPT-female ports, NSF-listed, non-corded.	20	1.4	1.26	4.9	0.40	6	209.44
		40	2.8	0.67	2.5	0.49		
		60	4.1	0.05	0.1	0.54		
8005-791-255	230 VAC, 1.2 GPM [4.5 LPM] open flow, 50 PSI [3.4 BAR], demand switch, with 45 PSI [3.1 BAR] internal bypass, NSF-listed, non-corded.	20	1.4	0.93	3.5	0.16	6	264.99
		40	2.8	0.30	1.1	0.20		
		50	3.4	0.05	0.19	0.21		
8005-912-260	115 VAC, 1.5 GPM [5.7 LPM] open flow, Santoprene diaphragm, 100 PSI [6.9 BAR], internal bypass, 3/8" x 3/8"-18 NPT, NSF-listed, non-corded.	20	1.4	1.50	5.7	0.41	6	158.53
		40	2.8	1.26	4.7	0.45		
		60	4.1	0.98	3.6	0.58		
		100	6.9	0.90	3.4	0.65		
8005-912-290	115 VAC, 1.4 GPM [5.3 LPM], Santoprene diaphragm, 100 PSI [6.9 BAR], female 3/8"-18 NPT, no base plate, NSF-listed, non-corded.	20	1.4	1.25	4.7	0.42	6	186.30
		40	2.8	1.12	4.2	0.53		
		60	4.1	1.01	3.8	0.63		
		80	6.9	0.83	3.1	0.81		
8005-913-289	115 VAC, 1.7 GPM [6.4 LPM], Santoprene diaphragm, 95 PSI [6.6 BAR], female 3/8"-18 NPT, NSF-listed, non-corded.	20	1.4	1.58	6.0	0.49	6	172.41
		40	2.8	1.42	5.4	0.63		
		60	4.1	1.27	4.8	0.72		
		100	6.9	0.64	2.4	0.91		
8005-932-260	115 VAC, 1.7 GPM [6.4 LPM], Santoprene diaphragm, 100 PSI [6.9 BAR], female 3/8"-18 NPT, NSF-listed, non-corded.	20	1.4	1.17	4.4	0.47	6	188.61
		40	2.8	0.98	3.7	0.60		
		60	4.1	0.87	3.3	0.71		
		100	6.9	0.36	1.4	0.91		

(Continued on next page)


SHURFLO® 8000 SERIES DELIVERY PUMPS (cont'd.)

PART NO	DESCRIPTION	PRESSURE		FLOW		AMPS	PACK SIZE	LIST PRICE
		PSI	BAR	GPM	LPM			
8005-991-820	24 VAC, 1.5 GPM [5.7 LPM] open flow, Santoprene® diaphragm, 45 PSI [3.1 BAR] internal bypass, female 3/8"-18 NPT, NSF-listed, non-corded.	10	0.7	0.86	3.3	1.2	6	\$224.49
		20	1.4	0.81	3.1	1.4		
		30	2.1	0.68	2.6	1.6		
		40	2.8	0.37	1.4	1.8		
8005-992-890	24 VAC, 1.5 GPM [5.7 LPM] open flow, Santoprene diaphragm, 125 PSI [8.6 BAR], internal bypass, female 3/8"-18 NPT, NSF-listed, non-corded.	40	2.8	0.51	1.9	0.95	6	275.40
		80	5.5	0.41	1.6	1.40		
		120	8.3	0.22	0.80	1.68		
8010-121-200	115 VAC, 1.1 GPM [4.2 LPM], Santoprene diaphragm, 100 PSI [6.9 BAR], internal bypass, 3/8"-18 NPT-female fittings, non-corded.	20	1.4	0.96	3.6	0.37	6	155.80
		40	2.8	0.81	3.0	0.44		
		60	4.1	0.67	2.5	0.51		
		100	6.9	0.25	0.94	0.61		
8010-252-136	24 VAC, Santoprene diaphragm, 2.5 GPM [9.5 LPM], 60 PSI [4.1 BAR] shutoff, internal bypass, 3/8"-18 NPT-female fittings.	20	1.4	0.82	3.1	1.21	6	185.14
		40	2.8	0.72	2.7	1.62		
		60	4.1	0.62	2.3	1.98		
8010-252-236	24V, 2.5 GPM [9.5 LPM], 60 PSI [4.1 BAR], Santoprene, internal bypass, 3/8"-18 NPT-female fittings.	20	1.4	0.82	3.1	1.21	6	197.87
		40	2.8	0.72	2.7	1.62		
		60	4.1	0.62	2.3	1.98		
8010-252-256	24V, 45 bypass, 60 PSI [4.1 BAR] shutoff, Santoprene, 45 PSI [3.1 BAR] internal bypass, 3/8"-18 NPT-female fittings.	20	1.4	0.89	3.4	1.21	6	192.09
		30	2.1	0.74	2.8	1.43		
		40	2.8	0.41	1.6	1.62		
8025-213-236	115V, Santoprene diaphragm, 2.5 GPM [9.5 LPM], 60 PSI [4.1 BAR], 3/8"-18 NPT-female fittings, corded.	20	1.4	1.26	4.8	0.40	6	248.79
		40	2.8	1.08	4.1	0.49		
		60	4.1	0.92	3.5	0.57		
8025-213-256	115V, Santoprene diaphragm, 2.5 GPM [9.5 LPM], 60 PSI [4.1 BAR], 45 PSI [3.1 BAR] internal bypass, 3/8"-18 NPT-female fittings, corded.	20	1.4	1.32	5.0	0.47	6	367.97
		30	2.1	1.12	4.2	0.53		
		40	2.8	0.77	2.9	0.58		
8025-733-256	115V, Santoprene diaphragm, 2.5 GPM [9.5 LPM], 60 PSI [4.1 BAR], 45 PSI [3.1 BAR] internal bypass, 3/8"-18 NPT-female fittings, corded.	20	1.4	1.52	5.0	0.44	6	264.99
		30	2.1	1.35	4.7	0.49		
		40	2.8	0.86	4.3	0.54		
8025-933-289	115V, Santoprene diaphragm, 2.5 GPM [9.5 LPM], 95 PSI [6.6 BAR], internal bypass, 3/8"-18 NPT-female fittings, corded.	20	1.4	1.42	5.4	0.48	6	274.24
		40	2.8	1.26	4.8	0.61		
		60	4.1	1.13	4.3	0.73		
		90	6.2	0.68	2.6	0.90		

SHURFLO® 2088 SERIES PUMPS

Shurflo 2088 Series Pumps are high flow, low pressure pumps ideally suited for beverage and water applications such as city water pressure boost, portable cart water delivery, batch and transfer of product. These pumps activate automatically as line pressure drops and turns off when a preset pressure is achieved.

- Self-priming up to 12 vertical lift feet [3.7m]
- Used in delivery and transfer applications up to 3.0 GPM [11.4 LPM]
- UL/CSA-recognized components
- Built-in check valve (may vary by model) prevents back flow of fluid
- Automatic turn on / shutoff
- Can run dry without damage
- Customer provided power supply required



PART NO	DESCRIPTION	PRESSURE		FLOW		AMPS	PACK SIZE	LIST PRICE
		PSI	BAR	GPM	LPM			
2088-443-144	12 VDC, 3.0 GPM [11.4 LPM] open flow, Santoprene® valves, Santoprene diaphragm, 45 PSI [3.1 BAR], shutoff, 1/2"-14* NPT male ports.	10	0.7	2.80	10.6	5.8	6	\$190.93
		20	1.4	2.50	9.5	7.0		
		30	2.1	2.30	8.7	8.0		
		40	2.8	2.00	7.6	9.1		
2088-474-144	24 VDC, 3.0 GPM [11.4 LPM] open flow, Santoprene valves, Santoprene diaphragm, 45 PSI [3.1 BAR], shutoff, 1/2"-14* NPT male ports.	10	0.7	2.80	10.6	2.14	6	192.09
		20	1.4	2.25	8.5	2.63		
		30	2.1	1.75	6.6	2.73		
		40	2.8	1.25	4.7	2.71		
2088-554-144	12 VDC, 3.5 GPM [13.2 LPM] open flow, Santoprene valves, Santoprene diaphragm, 45 PSI [3.1 BAR], shutoff, 1/2"-14 NPT male thread, NSF-listed.	10	0.7	2.80	10.7	0.60	6	227.96
		20	1.4	2.50	9.7	0.70		
		30	2.1	2.30	8.7	0.80		
		40	2.8	2.00	7.6	0.85		
2088-564-144	230 VAC, 3.0 GPM [11.4 LPM] open flow, Santoprene valves, Santoprene diaphragm, 45 PSI [3.1 BAR], shutoff, 1/2"-14* NPT male ports, NSF-listed, non-corded.	10	0.7	2.80	10.6	0.35	6	244.16
		20	1.4	2.50	9.5	0.45		
		30	2.1	2.20	8.3	0.50		
		40	2.8	2.00	7.6	0.55		
2088-592-054	115 VAC, 2.7 GPM [10.2 LPM], open flow, Santoprene diaphragm, 45 PSI [3.1 BAR] shutoff, NPT male ports, NSF-listed, corded.	10	0.7	2.53	9.6	-	6	164.31
		20	1.4	2.30	8.7	-		
		30	2.1	2.08	7.9	-		
		40	2.8	1.83	6.9	-		
2088-592-094	230 VAC, 3.3 GPM [12.5 LPM] open flow, Santoprene valves, Santoprene diaphragm, 45 PSI [3.1 BAR], shutoff 1/2"-14 NPT male thread, NSF-listed, painted motor, non-corded.	10	0.7	2.80	10.7	0.37	6	219.86
		20	1.4	2.50	9.7	0.44		
		30	2.1	2.30	8.7	0.49		
2088-594-144	115 VAC, 3.3 GPM [12.5 LPM] open flow, Santoprene valves, Santoprene diaphragm, 45 PSI [3.1 BAR], shutoff, 1/2"-14* NPT male ports, NSF-, UL-, and CUL-listed, corded.	10	0.7	2.60	9.8	0.58	6	284.66
		20	1.4	2.34	8.8	0.67		
		30	2.1	2.08	7.9	0.76		
		40	2.8	1.85	6.2	0.94		
2088-594-154	115 VAC, 3.3 GPM [12.5 LPM] open flow, Santoprene valves, Santoprene diaphragm, 45 PSI [3.1 BAR], shutoff, 1/2"-14* NPT male ports, NSF-, UL-, and CUL-recognized, non-corded.	10	0.7	2.60	9.8	0.58	6	219.86
		20	1.4	2.34	8.8	0.67		
		30	2.1	2.08	7.9	0.76		
		40	2.8	1.85	6.2	0.94		
2088-594-500	115 VAC, 3.3 GPM [12.5 LPM] open flow, Santoprene diaphragm, 1/2"-14 NPT male thread, NSF-listed, corded.	10	0.7	2.60	10.0	0.60	6	233.74
		20	1.4	2.30	8.7	0.70		
		30	2.1	2.00	7.6	0.80		
		40	2.8	1.80	6.8	0.85		

* 1/2"-14 thread ports require Shurflo Swivel Fittings.



SHURFLO® 8005 SERIES RO BOOSTER PUMPS

Shurflo 8005 RO Series Pumps are one of the most widely used pumps for reverse osmosis (RO) applications. They are the pumps of choice for high pressure/low flow applications with low power draw. Available in a variety of motor voltages, they may be mounted in any position.

- For residential and light commercial RO applications
- Quiet operation
- Reliable, long lasting performance
- Performance unaffected by inlet pressure
- Solid diaphragm and bypass design
- Offers reliable, long lasting performance
- Built-in 3/8" [10 mm] NPT Ports
- Power supply required – see page 9

PART NO	DESCRIPTION	PRESSURE		FLOW		AMPS	PACK SIZE	LIST PRICE
		PSI	BAR	GPH	LPH			
8005-952-480	24/36 VDC, 0.25 GPM [0.95 LPM] open flow, Santoprene® diaphragm, 80 PSI [5.5 BAR], female 3/8"-18 NPT.	20	1.4	33.7	128	0.48	6	\$201.34
		40	2.8	30.4	115	0.63		
		80	5.5	24.4	58	0.88		
8005-952-899	24/36 VDC, 0.56 GPM [2.1 LPM] open flow, Santoprene diaphragm, 100 PSI [6.9 BAR] internal bypass, female 3/8"-18 NPT.	40	2.8	30.4	115	0.63	6	190.93
		80	5.5	24.4	92	0.88		
		100	6.9	16.1	61	0.99		

SHURFLO 8010 SERIES RO BOOSTER PUMPS

One-piece design means long life and reliability.

Shurflo 8010 RO Series Booster Pumps expand the performance range with its one-piece piston diaphragm design which has been proven to significantly reduce the potential for leaks and increase the life of the pump. The precision bypass system maintains a constant, safe outlet pressure regardless of changes in incoming city water pressure. This enables precise product water quality and production rates.

- For residential and light commercial RO applications
- Quiet operation
- Reliable, long lasting performance
- Performance unaffected by inlet pressure
- Solid diaphragm and bypass design
- Can run dry without damage
- Flow rates up to 100 GPD [378.5 LPD]
- Power supply required – see page 9



PART NO	DESCRIPTION	PRESSURE		FLOW		AMPS	PACK SIZE	LIST PRICE
		PSI	BAR	GPH	LPH			
8010-101-200	24 VAC/VDC, 25 GPD [94.6 LPD] open flow, Santoprene diaphragm, 80 PSI [6.9 BAR], internal bypass, 3/8", 2 x 3/8"-18 NPT, NSF-listed.	20	1.4	7.52	28	0.21	6	\$205.97
		40	2.8	6.33	24	0.27		
		90	6.2	0.60	2.3	0.41		
8010-101-201	24 VAC/VDC, 50 GPD [189 LPD], Santoprene diaphragm, 60 PSI [4.1 BAR], internal bypass, female, 3/8" [10 mm] FPT, NSF-listed, non-corded.	20	1.4	12.3	47	0.24	6	180.51
		30	2.1	10.9	41	0.29		
		60	4.1	8.30	31	0.41		
8010-102-210	24 VAC/VDC, 100 GPD [378.5 LPD], Santoprene diaphragm, 80 PSI [5.5 BAR], internal bypass, 3/8"-18 NPT-female fittings, NSF-listed, non-corded.	20	1.4	18.1	68.5	.57	6	201.34
		60	4.1	9.9	37.5	.90		
		80	5.5	7.9	29.9	1.0		

SHURFLO® 8075 HIGH PERFORMANCE BRUSHLESS D.C. RO BOOSTER PUMP

Versatility, high-efficiency and long life.

The Shurflo 8075 Series High Performance Brushless D.C. RO Booster Pump pushes the envelope in the market. The pump head provides reliability with its high efficiency, long life brushless D.C. motor, making it a versatile workhorse. The motor is robustly built to handle the demanding requirements of commercial RO systems. With its unique two-speed switch, one pump meets the performance requirements of 150 or 200 GPD [570 or 760 LPD] with a quick flip of a switch.

- High flow rate supports 150-200+ GPD [570-760+ LPD] systems at standard recovery rates
- Quiet operation at any flow and pressure range
- Extended motor life with brushless technology
- Pressures up to 140 PSI [9.6 BAR]
- Power supply required – see page 9



PART NO	DESCRIPTION	PRESSURE		FLOW		AMPS	PACK SIZE	LIST PRICE
		PSI	BAR	GPH	LPH			
8075-192-319	24 VAC/VDC, 200 GPD [760 LPD], 140 PSI [9.6 BAR], bypass 3/8"-18 NPT, NSF-listed.	80	5.5	47	178	2.5	6	\$285.81
		100	6.9	41	155	2.5		
		120	8.3	32	121	2.5		



SHURFLO 8075 SILVER SERIES RO BOOSTER PUMPS

The Shurflo Silver Series RO Booster Pump offers quality and reliability. Its one-piece, piston diaphragm design substantially increases the life of the pump and reduces the potential for leaks. Its precision bypass maintains a constant, safe pressure regardless of changes in incoming city water pressure. This enables your RO system engineers

to design systems with precise product water quality and production rates.

- Ultra quiet operation
- Ideal for 50 - 150 GPD [189 - 570 GPD]
- Patented diaphragm, and bypass design
- Reliable, long lasting performance
- Economical price point
- Power supply required – see page 9

PART NO	DESCRIPTION	PRESSURE		FLOW		AMPS	PACK SIZE	LIST PRICE
		PSI	BAR	GPH	LPH			
8075-111-319	24 VAC/VDC, 50 GPD [189 LPD], 90 PSI [6.2 BAR], bypass 3/8" [10 mm] NPT, NSF-listed.	20	1.4	17.0	61.4	0.22	6	\$214.07
		40	2.8	14.0	53.0	0.32		
		60	4.1	11.0	41.6	0.42		
		90	6.2	7.00	26.5	0.56		
8075-111-329	24 VAC/VDC, RO General, 50 GPD [189 LPD], 120 PSI [8.3 BAR], bypass 3/8" [10 mm] NPT, NSF-listed.	20	1.4	17.0	61.4	0.22	6	197.87
		40	2.8	14.0	53.0	0.32		
		60	4.1	11.0	41.6	0.42		
		90	6.2	7.00	26.5	0.56		
8075-142-319	24 VAC/VDC, 100 GPD [378.5 LPD], 90 PSI [6.2 BAR], bypass 3/8" [10 mm] NPT, NSF-listed.	20	1.4	25.7	97.2	0.67	6	152.74
		40	2.8	22.0	83.3	0.42		
		60	4.1	18.1	70.8	1.16		
		90	6.2	13.2	49.9	1.47		
8075-162-319	24 VAC/VDC, 150 GPD [570 LPD], 90 PSI [6.2 BAR], bypass, 3/8" [10 mm] NPT, NSF-listed.	40	2.8	25.9	98.0	1.22	6	210.60
		60	4.1	23.9	90.0	1.43		
		90	6.2	21.4	80.0	1.72		

SHURFLO® 8075 GOLD SERIES RO BOOSTER PUMPS

Maintain a constant, safe outlet pressure regardless of changes in city water pressure.

Shurflo 8075 Gold Series Pumps provide the ultimate in performance, reliability and quality for RO pumps. The precision bypass maintains a constant, safe outlet pressure regardless of changes in incoming city water pressure. These pumps offer quiet performance and long operational life.

- Ultra-quiet operation
- Long life
- Flow rates up to 150 GPD [570 LPD]
- One-piece, solid diaphragm reduces leak points
- Built-in bypass
- Power supply required – see page 9



PART NO	DESCRIPTION	PRESSURE		FLOW		AMPS	PACK SIZE	LIST PRICE
		PSI	BAR	GPH	LPH			
8075-111-313	24 VAC/VDC, 50 GPD [189 LPD], 90 PSI [6.2 BAR], bypass, 3/8" [10 mm] FPT connection.	20	1.4	11.9	45	0.38	6	\$189.77
		40	2.8	8.90	34	0.49		
		60	4.1	8.20	31	0.58		
		90	6.2	5.90	22	0.70		
8075-142-313	24 VAC/VDC, 100 GPD [378.5 LPD], 90 PSI [6.2 BAR], bypass, 3/8" [10 mm] FPT connection, NSF-listed.	20	1.4	20.0	76	0.43	6	214.07
		40	2.8	17.0	64	0.59		
		60	4.1	15.0	57	0.69		
		90	6.2	10.0	38	0.93		

SHURFLO 80 SERIES RO BOOSTER SYSTEM

Features a high quality, continuous duty pump.

The Shurflo 80 Series RO Booster System is equipped with a high quality, continuous duty pump that provides a constant flow of feed water to the membrane, yet maintains quiet operation. The low voltage motor eliminates shock hazard.

- Reliable pump head and motor
- Safe, low voltage motor
- Safe, constant pressure to RO systems
- Quiet, continuous operation
- Includes full tank shutoff switch
- Can be wall mounted



PART NO	DESCRIPTION	PRESSURE		FLOW		AMPS	PACK SIZE	LIST PRICE
		PSI	BAR	GPH	LPH			
80-121-18	Flow up to 50 GPD [189 LPD] RO Booster System without enclosure. (8010-101-200 pump configuration). Booster pump with tank switch and transformer 115/24 VAC/VDC, 120 PSI [8.3 BAR], 3/8" [10 mm] FPT ports.	20	1.4	7.52	28	0.21	6	\$296.23
		40	2.8	6.33	24	0.27		
		60	4.1	5.48	22	0.34		
		90	6.2	0.60	2.3	0.41		
87-121-00	8075-111-313 pump, 24 VAC, 50 GPD [189 LPD], 90 PSI [6.2 BAR], bypass, wire harness, pressure switch, 3/8" [10 mm] FPT connections.	20	1.4	20.0	76	0.43	6	315.90
		40	2.8	17.0	64	0.59		
		60	4.1	15.0	57	0.69		
		90	6.2	10.0	38	0.93		

SHURFLO® 82 SERIES LOW VOLTAGE DELIVERY SYSTEM

Ready to use... simply plumb, plug in and you're in operation.

This delivery pump system can be used to boost water to the faucet after the tank in an RO system.

- Flow rates up to 0.90 GPM [3.4 LPM]
- Self-priming up to 7 feet [14.9m]
- Low voltage 24 VAC/VDC
- UL-listed transformer
- Selected models include a low pressure switch that shuts off the pump when the pressure is 3 PSI [0.2 BAR], and turns on when the inlet pressure is 8 PSI [0.5 BAR]
- See replacement pump 8010-252-256 on page 4



PART NO	DESCRIPTION	PRESSURE		FLOW		AMPS	PACK SIZE	LIST PRICE
		PSI	BAR	GPM	LPM			
82-100-00	0.90 GPM [3.4 LPM] pump system, 100-240/24 VAC/VDC, UL-listed transformer, 60 PSI [4.1 BAR], demand switch, 3/8" [10 mm] inlet/outlet fittings, low pressure switch, NSF-listed.	20	1.4	0.89	3.40	1.21	1	\$388.80
		40	2.8	0.74	2.80	1.43		
		60	4.1	0.41	1.60	1.62		
		90	6.2	0.01	0.01	1.81		



SHURFLO POWER SUPPLY / TRANSFORMER

The power supply's switch-mode design makes it an energy efficient means to meet the demands of most applications, which can save you electricity over less efficient

power supplies. 60-044-00 for RO Booster Pumps only. 94-60-047 for Water Boost Systems only.

PART NO	DESCRIPTION	PACK SIZE	LIST PRICE
60-044-00	100 - 240 VAC 50/60 Hz 1.2 Amps, 24 VDC 2.5 Amps, US plug, 4.5' [1.37 meter] power cord and 4.5' [1.37 meter] low voltage cord with AMP connector. RO Booster Pumps only.	24/1	\$36.10
94-60-047	Replacement power supply for 24 VDC Water Boost Pumps, 100-240 VAC 50/60 Hz, 120 Watt, 24 VDC 5.0 Amps, US, Australia/New Zealand Plug (IEC320/C13 female power cord adapter) Additional cords for Europe available. 3.9' [1.2 meter] power cord and 3.2' [1.0 meter] low voltage cord with AMP connector; UL, CUL, CE, and C-Tick recognized	1	190.81

SHURFLO RO TANK AND SYSTEM CONTROL SWITCHES

PART NO	DESCRIPTION	PACK SIZE	LIST PRICE
84-169-00	Wire Harness Assembly	1	\$8.10
84-331-34	Tank Pressure Switch Used in RO applications to control pump. Senses pressure in product water tank. Shutoff at 60 PSI [4.1 BAR], turn on at 25 PSI [1.72 BAR], 1/4" [6.4 mm] NPT.	1	25.69
94-080-01	Low Pressure Switch with Wire Harness and Fittings Wire length 2' [0.61 meter], shutoff at 3 PSI [0.2 BAR], turn on at 8 PSI [0.6 BAR], 3/8" [10 mm] John Guest® fittings (use as Sold Out Switch).	24/1	54.04
94-090-00	Tank Pressure Switch with Wire Harness Wire length 2' [0.61 meter], shutoff at 60 PSI [4.1 BAR], turn on at 25 PSI [1.72 BAR], 1/4" [6.4 mm] FPT.	50/1	33.09
94-090-01	Tank Pressure Switch with Wire Harness and Fittings Wire length 2' [0.61 meter], shutoff at 60 PSI [4.1 BAR], turn on at 25 PSI [1.72 BAR], 1/4" [6.4 mm] John Guest fittings.	50/1	32.52
94-090-02	Tank Pressure Switch with Wire Harness and Fittings Wire length 2' [0.61 meter], shutoff at 60 PSI [4.1 BAR], turn on at 25 PSI [1.72 BAR], 3/8" [10 mm] John Guest fittings.	50/1	37.84
94-091-00	Feed Water Control Valve with Wire Harness Used in combination with tank and pressure switch. It automatically closes the feed-water when the water tank after RO is full. Current: 200 mA holding current, valve position: normally closed. 24 VAC, 50/60 Hz, 1/4" [6.4 mm] John Guest fittings. (Not for use with 60-044-00 transformer.)	10/1	121.50

SHURFLO® MINI WATER BOOST SYSTEMS

The increased popularity of non-carbonated drinks and the inconsistency of city water pressure and flow often leads to the need for a water boost system to deliver quality drinks in many installations. Shurflo's Water Boost Systems are designed for applications where low, fluctuating, or no water pressure exists. The pump and accumulator tank maintain consistent water pressure to one or more dispensing valves or faucets.

- Pumps and tanks are NSF-, UL- and CSA-listed
- Features reliable Shurflo 8025 Series Pumps
- Can run dry without damage
- Self-priming up to 8 vertical feet [2.4m]



PART NO	DESCRIPTION	PRESSURE		FLOW		AMPS	PACK SIZE	LIST PRICE
		PSI	BAR	GPM	LPM			
804-001	115 VAC Mini Water Boost System, 60 PSI [4.1 BAR], includes 8025-933-237 Series Pump, 1/4" [6.4 mm] barb x 3/8" [10 mm] barb adapter fittings, 21 oz. [0.62 litres] [air/liquid] tank, 10.3"W x 10"H x 4.6"D [26.2 cm W x 25.4 cm H x 11.7 cm D], corded.	20	1.4	1.42	4.90	0.40	1	\$430.46
		40	2.8	1.26	2.50	0.49		
		60	4.1	1.13	0.10	0.54		
804-002	115 VAC Mini Water Boost System, 90 PSI [6.2 BAR], includes 8025-933-399 pump 3/8" [10 mm] barb fittings, 21 oz. [0.62 litres] [air/liquid] tank, 10.3"W x 10"H x 4.6"D [26.2 cm W x 25.4 cm H x 11.7 cm D], corded.	20	1.4	1.42	5.40	0.48	1	407.31
		40	2.8	1.26	4.80	0.61		
		60	4.1	1.13	4.30	0.73		
		90	6.2	0.68	2.60	0.90		
804-021	230 VAC Mini Water Boost System, 90 PSI [6.2 BAR], includes 8095-903-249 Series Pump 3/8" [10 mm] barb fittings, 21 oz. [0.62 litres] [air/liquid] tank, 10.3"W x 10"H x 4.6"D, [26.2 cm W x 25.4 cm H x 11.7 cm D], non-corded.	20	1.4	1.47	5.50	0.23	1	467.49
		40	2.8	1.32	5.00	0.29		
		60	4.1	1.21	4.00	0.34		
		90	6.2	0.94	3.60	0.44		
804-042	Mini Water Boost 3/8" barb, [10 mm], 90 PSI [6.21 BAR] shutoff, 21 oz. [621 ml] Shurflo tank; 100-240 VAC 50/60 Hz, 120 Watt, 24 VDC 5.0 Amps, US, Australia/New Zealand Plug (IEC320/C13 female power cord adapter); Additional cords for Europe available. 3.9' [1.2 meter] power cord and 3.2' [1.0 meter] low voltage cord with AMP connector; UL, CUL, CE, and C-Tick recognized. 8025-998-338 pump. AMPS at 24VDC	20	1.4	1.30	4.90	N/A	1	501.62
		40	2.8	1.25	4.70	N/A		
		60	4.1	1.15	4.40	3		
		90	6.2	1.00	3.80	3.8		
		100	6.9	0.95	3.60	4.2		

SHURFLO REPLACEMENT PUMPS

PART NO	DESCRIPTION	PACK SIZE	LIST PRICE
8095-903-249	230 VAC, 90 PSI [6.2 BAR] shutoff, 1.8 GPM [6.81 LPM], 3/8" [10 mm] and 1/2" [12.7 mm] fittings available, non-corded pump, replacement pump for water boost system 804-021.	6	\$430.46
8025-933-237	115 VAC, 60 PSI [4.1 BAR], replacement pump for 804-001.	6	285.81
8025-933-399	115 VAC, 90 PSI [6.2 BAR], replacement pump for 804-002, medium water boost 804-023.	6	383.01
8025-998-338*	24 VDC, 90 PSI [6.21 BAR], 1.25 GPM [4.7 LPM] open flow, Shurflo snapfit I/O, Replacement pump for 804-034, 804-042, 804-067, 804-068 and WB2-LVPO-02 Water Boost (fittings not included).	6	288.19

*See page 9 for Shurflo® Replacement Power Supply.

SHURFLO® MEDIUM ELECTRIC WATER BOOST SYSTEMS

The increased popularity of non-carbonated drinks and the inconsistency of city water pressure and flow requires a water boost system to deliver quality drinks in many installations. Shurflo's Water Boost Systems are for applications where low, fluctuating, or no water pressure exists. The pump and accumulator tank maintain consistent water pressure to one or more dispensing valves or faucets.

- Pumps and tanks are NSF-, UL- and CSA-listed
- Features reliable Shurflo 8095 Series Pumps
- Can run dry without damage
- Self-priming up to 8 vertical feet [2.4m]



PART NO	DESCRIPTION	PRESSURE		FLOW		AMPS	PACK SIZE	LIST PRICE
		PSI	BAR	GPM	LPM			
804-023	115 VAC, Medium Water Boost System, 90 PSI [6.2 BAR], includes 8025-933-399 Series Pump, 3/8" [10 mm] barb fittings, 2 gallon [7.6 L] stainless steel tank, 10"W x 13"H x 10"D [25.4 cm W x 33 cm H x 25.4 cm D].	20	1.6	1.6	5.40	0.23	1	\$689.66
		40	2.8	1.42	4.80	0.61		
		60	4.1	1.13	4.30	0.73		
		90	6.2	0.68	2.60	0.9		
804-029	230 VAC Medium Water Boost System, 90 PSI [6.2 BAR], includes 8095-942-349 Series Pump, 3/8" [10 mm] barb fittings, 2 gallon [7.6 L] stainless steel tank, 10"W x 13"H x 10"D [25.4 cm W x 33 cm H x 25.4 cm D], non-corded.	20	1.4	1.42	5.40	0.23	1	726.69
		40	2.8	1.26	4.80	0.61		
		60	4.1	1.13	4.30	0.73		
		90	6.2	0.68	2.60	0.90		
804-066	115 VAC, 60 PSI [4.1 BAR] shutoff, 2 gallon [7.6 L] stainless steel Shurflo tank with replacement bladder, inlet/outlet 3/8" [10 mm] stainless steel barb fittings, 8025-833-336, corded pump.	20	1.4	1.42	5.40	0.23	1	689.66
		40	2.8	1.26	4.80	0.61		
		60	4.1	1.13	4.30	0.73		
804-034	Medium Water Boost System, 3/8" barb, [10 mm], 90 PSI [6.21 BAR] shutoff, 2 gallon [7.6 L] Shurflo tank w/replaceable bladder; 100-240 VAC 50/60 Hz, 120 Watt, 24 VDC 5.0 Amps, US, Australia/New Zealand Plug [IEC320/C13 female power cord adapter]; Additional cords for Europe available. 3.9' [1.2 meter] power cord and 3.2' [1.0 meter] low voltage cord with AMP connector; UL, CUL, CE, and C-Tick recognized. 8025-998-338 pump. AMPS at 24VDC	20	1.4	1.30	4.90	N/A	1	777.02
		40	2.8	1.25	4.70	N/A		
		60	4.1	1.15	4.40	3		
		90	6.2	1.00	3.80	3.8		
		100	6.9	0.95	3.60	4.2		

SHURFLO REPLACEMENT PUMPS

PART NO	DESCRIPTION	PACK SIZE	LIST PRICE
8095-942-349	230 VAC, 90 PSI [6.2 BAR], 1.5 GPM [5.7 LPM] open flow, 3/8" [10 mm] and 1/2" [12.7 mm] fittings available, non-corded pump. Replacement pump for water booster 804-029.	6	\$424.67
8025-933-399	115 VAC, 90 PSI [6.2 BAR], replacement pump for 804-002, medium water boost 804-023.	6	383.01
8025-833-336	115 VAC, 60 PSI [4.1 BAR], 1.5 GPM [5.7 LPM] open flow, Shurflo snap fit replacement pump for 804-066 water boost. For fittings, see page 12 [fittings not included].	6	356.40
8025-998-338*	24 VDC, 90 PSI [6.21 BAR], 1.25 GPM [4.7 LPM] open flow, Shurflo snapfit I/O, Replacement pump for 804-034, 804-042, 804-067, 804-068 and WB2-LVPO-02 Water Boost [fittings not included].	6	288.19

*See page 9 for Shurflo® Replacement Power Supply.

SHURFLO® ACCUMULATOR TANK

The Shurflo Accumulator Tank provides consistent water pressure and smooths out any flow variables from pumps.

- Reduces pump cycling
- Provides consistent water pressure
- Limits harmful spikes
- Minimizes noise
- No taste or odor emanates from bladder
- Easy to install and maintain



PART NO	DESCRIPTION	PACK SIZE	LIST PRICE
181-201	21 oz. (0.62 litres) Accumulator Tank, 125 PSI [8.6 BAR], includes mounting bracket, nylon housing, butyl diaphragm, 1/2" [12.7 mm] NPT-female, NSF-listed, 3.75"D x 8.75"L [9.5 cm D x 22.2 cm L]	12	\$64.34

SHURFLO FITTINGS

PART NO	DESCRIPTION	PACK SIZE	LIST PRICE
234-2926	1/2" [12.7 mm] barb, SW fitting straight, poly	1	\$1.74
244-3916	3/8" [10 mm] barb, SW fitting elbow, nylon	1	2.55
234-2936	5/8" [15.9 mm] barb, wing nut ST, poly	1	3.24
234-3936	5/8" [15.9 mm] barb, fitting, wing nut, poly	1	3.36
234-2946	3/4" [19 mm] barb, wing nut ST, poly	1	3.36
234-3946	3/4" [19 mm] barb, wing nut EL, poly	1	3.36
234-3926	1/2" [12.7 mm] barb, wing nut EL, poly	1	3.36
234-3916	3/8" [10 mm] barb, wing nut EL, poly	1	1.85
244-3926	1/2" [12.7 mm] barb, SW Fit elbow, nylon	1	2.20
8-035	Swivel elbow adapter fitting	1	3.59

SHURFLO STRAINERS

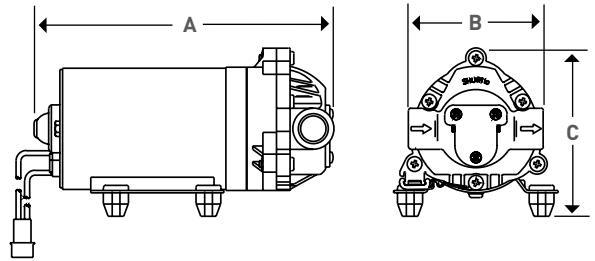
Shurflo Strainers provide safety and convenience, and are built to last. The innovative design protects your pump and check valve from damaging debris.



PART NO	DESCRIPTION	PACK SIZE	LIST PRICE
CY255-213	Strainer RVM 1/2" [12.7 mm] NPSM OEM, maximum inlet pressure 50 PSI [3.4 BAR]	1	\$17.36
255-223	50 mesh screen, 1/2" [12.7 mm] barb inlet x 1/2 NPSM-female, maximum inlet pressure 50 PSI [3.4 BAR]	1	17.13
255-313	Strainer RVM 1/2" [12.7 mm] NPSM AM, maximum inlet pressure 50 PSI [3.4 BAR]	1	19.56

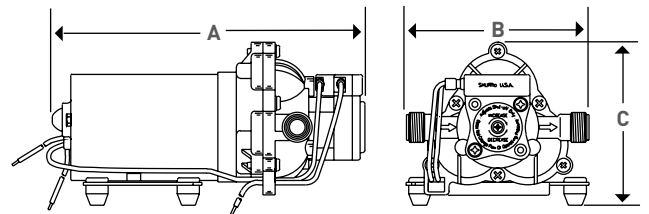
SHURFLO® 8000 SERIES DELIVERY PUMPS

PART NO	DIMENSIONS		
	A	B	C
8005-233-236	7.95" / 19.3 cm	4" / 10.2 cm	4.08" / 10.4 cm
8005-243-256	7.95" / 19.3 cm	4" / 10.2 cm	4.08" / 10.4 cm
8005-292-139	7.95" / 19.3 cm	4" / 10.2 cm	4.08" / 10.4 cm
8005-733-155	7.95" / 19.3 cm	4" / 10.2 cm	4.08" / 10.4 cm
8005-733-255	7.95" / 19.3 cm	4" / 10.2 cm	4.08" / 10.4 cm
8005-791-255	7.95" / 19.3 cm	4" / 10.2 cm	4.08" / 10.4 cm
8005-912-260	7.95" / 19.3 cm	4.5" / 11.4 cm	4.24" / 10.8 cm
8005-992-890	7.95" / 19.3 cm	4" / 10.2 cm	4.08" / 10.4 cm
8010-121-200	7.95" / 19.3 cm	4" / 10.2 cm	4.08" / 10.4 cm
8010-252-136	7.95" / 19.3 cm	4" / 10.2 cm	4.08" / 10.4 cm
8010-252-256	7.95" / 19.3 cm	4" / 10.2 cm	4.08" / 10.4 cm
8025-213-236	7.95" / 19.3 cm	4" / 10.2 cm	4.08" / 10.4 cm
8010-252-236	7.95" / 19.3 cm	4" / 10.2 cm	4.08" / 10.4 cm
8025-213-256	7.95" / 19.3 cm	4" / 10.2 cm	4.08" / 10.4 cm
8025-733-256	7.95" / 19.3 cm	4" / 10.2 cm	4.08" / 10.4 cm
8025-933-289	7.95" / 19.3 cm	4" / 10.2 cm	4.08" / 10.4 cm



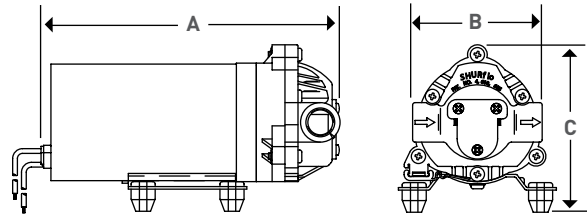
SHURFLO 2088 SERIES PUMPS

PART NO	DIMENSIONS		
	A	B	C
2088-443-144	8.6" / 21.8 cm	5" / 12.7 cm	4.4" / 11.3 cm
2088-474-144	8.6" / 21.8 cm	5" / 12.7 cm	4.4" / 11.3 cm
2088-554-144	8.6" / 21.8 cm	5" / 12.7 cm	4.4" / 11.3 cm
2088-564-144	8.6" / 21.8 cm	5" / 12.7 cm	4.4" / 11.3 cm
2088-592-054	8.6" / 21.8 cm	5" / 12.7 cm	4.4" / 11.3 cm
2088-592-094	8.6" / 21.8 cm	5" / 12.7 cm	4.4" / 11.3 cm
2088-594-144	8.6" / 21.8 cm	5" / 12.7 cm	4.4" / 11.3 cm
2088-594-154	8.6" / 21.8 cm	5" / 12.7 cm	4.4" / 11.3 cm
2088-594-500	8.6" / 21.8 cm	5" / 12.7 cm	4.4" / 11.3 cm



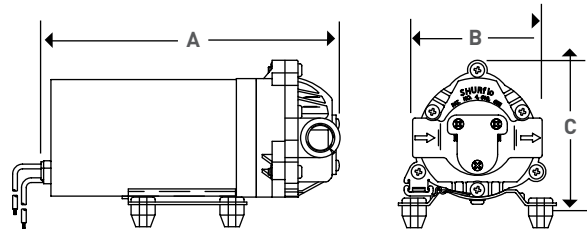
SHURFLO® 8005 SERIES RO BOOSTER PUMPS

PART NO	DIMENSIONS		
	A	B	C
8005-952-480	7.28" / 18.5 cm	4" / 10.2 cm	4.08" / 10.4 cm
8005-952-899	7.28" / 18.5 cm	4" / 10.2 cm	4.08" / 10.4 cm



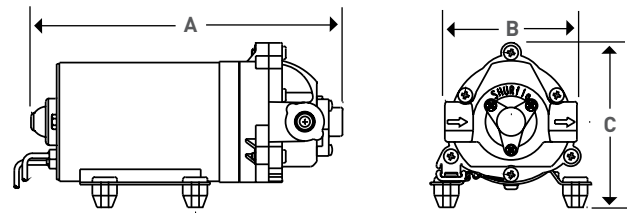
SHURFLO 8010 SERIES RO BOOSTER PUMPS

PART NO	DIMENSIONS		
	A	B	C
8010-101-200	7.28" / 18.5 cm	4" / 10.2 cm	4.08" / 10.4 cm
8010-101-201	7.28" / 18.5 cm	4" / 10.2 cm	4.08" / 10.4 cm
8010-102-210	7.28" / 18.5 cm	4" / 10.2 cm	4.08" / 10.4 cm



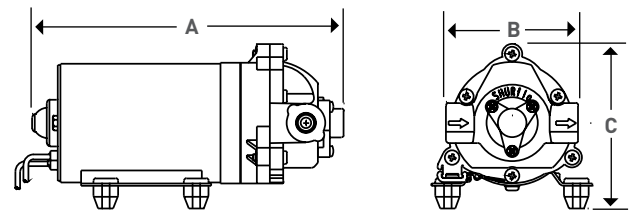
SHURFLO 8075 SILVER SERIES RO BOOSTER PUMPS

PART NO	DIMENSIONS		
	A	B	C
8075-111-319	7.72" / 19.6 cm	4" / 10.2 cm	4.08" / 10.4 cm
8075-111-329	7.72" / 19.6 cm	4" / 10.2 cm	4.08" / 10.4 cm
8075-142-319	7.72" / 19.6 cm	4" / 10.2 cm	4.08" / 10.4 cm
8075-162-319	7.72" / 19.6 cm	4" / 10.2 cm	4.08" / 10.4 cm



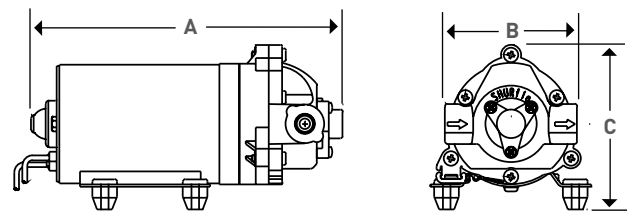
SHURFLO 8075 HIGH PERFORMANCE BRUSHLESS D.C. RO BOOSTER PUMP

PART NO	DIMENSIONS		
	A	B	C
8075-192-319	8.6" / 21.8 cm	4" / 10.2 cm	4.08" / 12.6 cm



SHURFLO 8075 GOLD SERIES RO BOOSTER PUMPS

PART NO	DIMENSIONS		
	A	B	C
8075-111-313	7.72" / 19.6 cm	4" / 10.2 cm	4.08" / 10.4 cm
8075-142-313	7.72" / 19.6 cm	4" / 10.2 cm	4.08" / 10.4 cm



Company: _____ Address: _____

City: _____ State: _____ Country: _____ Zip Code: _____

Telephone: _____ Email/FAX: _____

Requested by: _____ Title: _____

Contact at Shurflo: _____

Beverage Water Delivery Reverse Osmosis Carbonator Boost Beer Filtration

1) Rated Voltage: DC AC Hz _____ Power Source: _____

Plug/Wire Configurations and Lengths: _____

Minimum Life Expectancy: _____

2) Operating Flow Rate and Pressure Requirements:

Min. Operating Flow _____ GPM @ _____ PSI or _____ L/min @ _____ Bar

Max. Operating Flow _____ GPM @ _____ PSI or _____ L/min @ _____ Bar

3) Type of Control:

Demand Switch: Min. Pump On Pressure _____ PSI _____ Bar

Demand Switch: Max. Pump Shutoff Pressure _____ PSI _____ Bar

Bypass Configuration: Max Bypass Pressure _____ PSI _____ Bar

Manual Float Switch

Preferred Inlet and Outlet Connections: _____

4) Size Requirements Max Dimensions:

Height _____ Width _____ Length _____ Weight _____

5) Duty Cycle: Continuous Intermittent System on Time _____ (Hours/Day) _____ (Day/Year)

Other: _____

6) System Plumbing Configuration: Tubing Size _____ Suction Length _____

Horizontal Lift _____ Discharge Length _____ Horizontal Rise _____

7) Priming Requirements: Self Prime Yes No Required Lift Flooded Inlet: Yes No

8) Dry Run Capabilities: Yes No How Long: _____

9) Liquid to be Pumped: _____

Min. Temp of Liquid _____ °F _____ °C Max. Temp of Liquid _____ °F _____ °C

10) Environment: Ambient Temperature _____ °F _____ °C Humidity _____ %

11) Number of Nozzles/Orifices to be Used: _____ Size of Each Nozzle/Orifice: _____

12) Agency Requirements/Standards: UL CUL CE C-Tick NSF ACS

Other: _____

13) Non-Painted Motor Painted Motor

14) More Information: _____

15) Please give a brief description of system and expectations of pump:

DRAWING/SKETCH

OFFICE USE ONLY

Recommended Model: P/N _____ Date: _____

Recommended by Name: _____

Samples Requested: Yes No

Estimated Unit Sales: _____ Estimated Cost: _____

Estimated Sell Target: _____

Comments: _____



FILTRATION & PROCESSING SOLUTIONS

EVERPURE-SHURFLO WORLD HEADQUARTERS, 1040 MUIRFIELD DRIVE, HANOVER PARK, IL 60133 USA • WWW.EVERPURE.COM
800.942.1153 MAIN (US ONLY) • 630.307.3000 MAIN • 630.307.3030 FAX • CSSHURFLO@PENTAIR.COM EMAIL

EVERPURE-SHURFLO AUSTRALIA / NEW ZEALAND, 1-21 MONASH DRIVE, DANDENONG SOUTH, VIC 3175 AUSTRALIA
1300 576 190 TEL • AU.EVERPURE@PENTAIR.COM EMAIL

EVERPURE-SHURFLO CHINA, 21F CLOUD 9 PLAZA, NO 1118, SHANGHAI, 200052, CHINA
86.21.3211.4588 TEL • 86.21.3211.4580 FAX • CHINA.WATER@PENTAIR.COM EMAIL

EVERPURE-SHURFLO INDIA, GREEN BOULEVARD, B-9/A, 7TH FLOOR - TOWER B SECTOR 62, NOIDA - 201301
91.120.419.9444 TEL • 91.120.419.9400 FAX • INDIACUSTOMER@PENTAIR.COM EMAIL

EVERPURE-SHURFLO EUROPE, PENTAIR WATER BELGIUM BVBA, INDUSTRIEPARK WOLFSTEE, TOEKOMSTLAAN, 30 B-2200 HERENTALS, BELGIUM
+32.(0).14.283.500 TEL • +32.(0).14.283.505 FAX • SALES@EVERPURE-EUROPE.COM EMAIL

EVERPURE-SHURFLO JAPAN INC., HASHIMOTO MN BLDG. 7F, 3-25-1 HASHIMOTO, MIDORI-KU, SAGAMIHARA-SHI KANAGAWA 252-0143, JAPAN
81.(0)42.775.3011 TEL • 81.(0)42.775.3015 FAX • INFO@EVERPURE.CO.JP EMAIL

EVERPURE-SHURFLO SOUTHEAST ASIA, 390 HAVELOCK ROAD, #04-01 KING'S CENTRE, SINGAPORE 169662
65.6768 5800 TEL • 65. 6737 5149 FAX • CSEVERPURE@PENTAIR.COM EMAIL

All Pentair trademarks and logos are owned by Pentair, Inc. or its affiliates. All other registered and unregistered trademarks and logos are the property of their respective owners. Because we are continuously improving our products and services, Pentair reserves the right to change specifications without prior notice.

Pentair is an equal opportunity employer.

EV7016-04 N013 © 2013 Pentair Filtration Solutions, LLC. All Rights Reserved.