



# GBP INTERNATIONAL RETAIL PRICE LIST 2024

VALID SPRING 2024

For current pricing log into your Professional Account at  
[www.cooliconlighting.com](http://www.cooliconlighting.com)



—  
CONTENTS  
—

4 *The Standard*  
COLLECTION

10 THE UNDERGROUND  
COLLECTION

14 *The Craftsmans*  
COLLECTION

16 ——— Accessories ———

—

# THE STANDARD COLLECTION

—

Coolicon Lighting Limited is a brand steeped in 90 years of rich British product history.

Our roots lie in lighting innovation with a speciality in cooling light bulbs and even light distribution for efficiently lighting above and below.

We are leaders of Vitreous Enamel lighting products, handcrafted to last a lifetime, building on the benchmark set by our Coolicon® forefathers. We pair fine materials with the honed skills of today's craftspeople to produce exemplary lighting products to use and love every day.

The Original 1933™ Design lampshade in Vitreous Enamel is a handcrafted legacy, true to the patent, perfectly meeting the lighting requirements of today.

*An icon in its own right.*

The introduction of the Large 1933™ Design utilises the ambient light, to transition the shade from utility task light to contemporary interior lighting.

*The Standard Collection* ensures this timeless lampshade will be at home in any room.

Classic Cream Large 1933™ Design  
£265.00



## Product Information

---

**Size:** 2 Available (see below)

**Materials:** Steel with Vitreous Enamel Finish

**Weight (Original shade):** approx. 0.5kg

**Weight (Large shade):** approx. 1.5kg

**Origin:** Handmade in the UK

**Lamp Holder Type (Original shade):** B22, E17 or E14 fittings

**Lamp Holder Type (Large shade):** E27 or E26 fittings

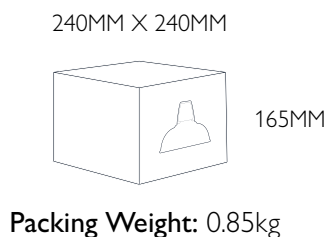
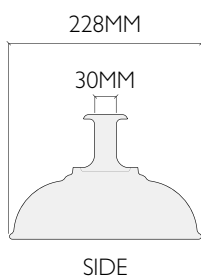
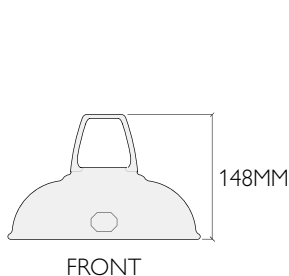
**Light bulb wattage:** Max 60W filament / 18W LED

**Electrical components conform to:**



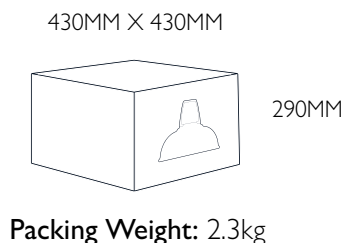
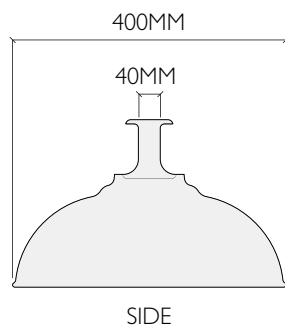
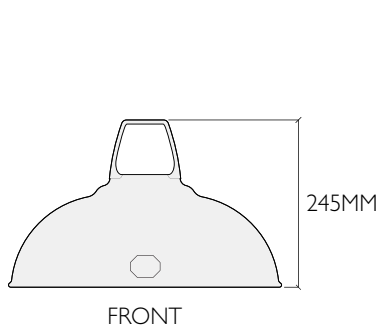
## Original 1933™ Design

---



## Large 1933™ Design

---









# THE CLASSIC PALETTE

The *Classic Palette* is made up of six colours dating back from the 1930s, 1940s and 1950s.

Quintessentially British enamel colours, this palette was built from historical influences; Original Green, a classic racing colour, Original Grey, from garages and automotive workshops, and Original White, from the corridors and wards of hospitals.









Colour Name	Original 1933™ Design	RRP GBP	Large 1933™ Design	RRP GBP
 Jet Black	CL01-BLK	£ 170.00*	CL02-BLK	£ 265.00*
 Royal Blue	CL01-BLU	£ 170.00*	CL02-BLU	£ 265.00*
 Classic Cream	CL01-CRM	£ 170.00*	CL02-CRM	£ 265.00*
 Original Green	CL01-GRN	£ 170.00*	CL02-GRN	£ 265.00*
 Original Grey	CL01-GRY	£ 170.00*	CL02-GRY	£ 265.00*
 Original White	CL01-WHT	£ 170.00*	CL02-WHT	£ 265.00*

\* RRP for shade only, compatible with most territories  
Prices excluding local tax

# THE CONTEMPORARY PALETTE

Our *Contemporary Palette* is made up of six vibrant modern colours. Traditionally very challenging to produce, these enamel colours are often only used in small areas such as on jewellery. The *Contemporary Palette* brings the classic utility lampshade up-to-date in refreshing interior accent colours. These colours further reveal the expressed edges and Maker's Marks, bringing them to the aesthetic forefront.



Colour Name	Original 1933™ Design	RRP GBP	Large 1933™ Design	RRP GBP
 Latte Brown	CL01-LTE	£ 170.00*	CL02-LTE	£ 265.00*
 Powder Pink	CL01-PNK	£ 170.00*	CL02-PNK	£ 265.00*
 Sky Blue	CL01-SKY	£ 170.00*	CL02-SKY	£ 265.00*
 Fresh Teal	CL01-TEL	£ 170.00*	CL02-TEL	£ 265.00*
 Terracotta	CL01-TER	£ 170.00*	CL02-TER	£ 265.00*
 Deep Yellow	CL01-YEL	£ 170.00*	CL02-YEL	£ 265.00*





\* RRP for shade only, compatible with most territories  
Prices excluding local tax

# THE SELECT PALETTE

---

Influenced by sumptuous Victorian interiors and Georgian elegance these rich, deep, period colours are our most complex enamel recipes. Inspired by the past, re-imagined for today; the *Select Palette* will suit every interior, pairing timeless colours with timeless design.



Colour Name	Original 1933™ Design	RRP GBP	Large 1933™ Design	RRP GBP
 Antinium	CL01-ANT	£ 175.00*	CL02-ANT	£ 275.00*
 Metropolitan	CL01-MET	£ 175.00*	CL02-MET	£ 275.00*
 Pewter	CL01-PEW	£ 175.00*	CL02-PEW	£ 275.00*
 Selvedge	CL01-SEL	£ 175.00*	CL02-SEL	£ 275.00*

\* RRP for shade only, compatible with most territories  
Prices excluding local tax





—  
THE  
UNDERGROUND  
COLLECTION  
—

Sharing a rich heritage story, the Coolicon® shade was first designed in London and released in 1933, as was the original London Underground map designed by Harry Beck. Proving to be an icon-generating year in the British capital, 1933 saw Frank Pick initiate a coherent design approach to London's public transport system which Coolicon® seamlessly fitted into. This began to shape the city landscape with the modernist stations by Charles Holden and Stanley Heaps, all while Coolicon® shades lit the workshops and back rooms that kept the stations and network running.

Harry Beck created the famous London Underground map as we know it today. As a technical draughtsman working at the London Underground Signals Office, Beck used his experience to map the complex tube route in the same colour coordinated format found in electrical circuit diagram to propose a radical solution that was lauded on its release in 1933.

Owing to the historic relationship with the London Underground, the Coolicon® shade is the only product in the world to bear the original map as Beck drew it.

©TfL Reg'd User No 17/5143

Northern Line Black Original 1933 Design  
and Signature Brass Suspension  
£410.00



Northern Line Black Large 1933 Design  
and Signature Brass Suspension  
£515.00



## Product Information

---

**Size:** 2 Available (see below)

**Materials:** Steel with Vitreous Enamel Finish

**Weight (Original shade):** approx. 0.5kg

**Weight (Large shade):** approx. 1.5kg

**Origin:** Handmade in the UK

**Lamp Holder Type (Original shade):** B22, E17 or E14 fittings

**Lamp Holder Type (Large shade):** E27 or E26 fittings

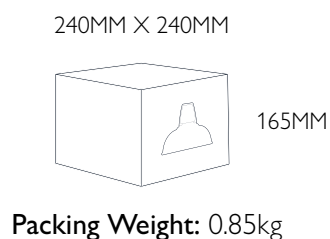
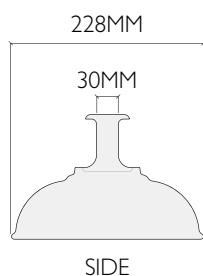
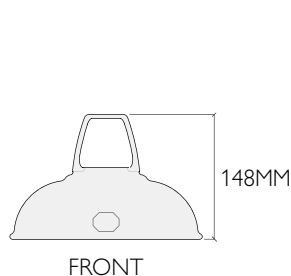
**Light bulb wattage:** Max 60W filament / 18W LED

**Electrical components conform to:**



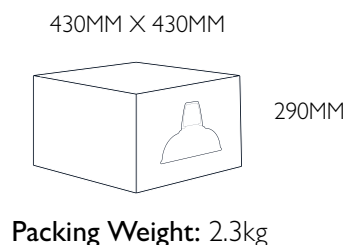
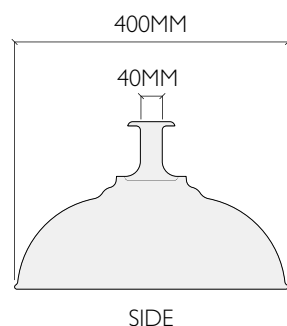
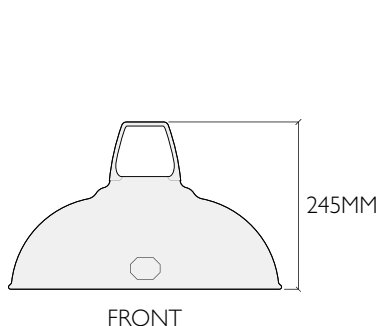
## Original 1933™ Design

---



## Large 1933™ Design

---




# THE UNDERGROUND COLLECTION

Consisting of four colours selected from our Classic Palette; Northern Line Black, Piccadilly Line Blue and District Line Green are reminiscent of the routes printed on the London Underground map, Paper Cream shares a likeness to the colour of the old paper map. Our only shade to feature the map on top of the reflector, the Underground Map lampshade is sure to be the focus of any space.



Colour Name	Original 1933™ Design		Large 1933™ Design	
		RRP GBP		RRP GBP
 Northern Line Black	UND-CL01-BLK	£ 325.00*	UND-CL02-BLK	£ 430.00*
 Piccadilly Line Blue	UND-CL01-BLU	£ 325.00*	UND-CL02-BLU	£ 430.00*
 Paper Cream	UND-CL01-CRM	£ 325.00*	UND-CL02-CRM	£ 430.00*
 District Line Green	UND-CL01-GRN	£ 325.00*	UND-CL02-GRN	£ 430.00*
 Underground Map	UND-CL01-MAP	£ 325.00*	UND-CL02-MAP	£ 430.00*

\* RRP for shade only, compatible with most territories  
Prices excluding local tax



—

# THE CRAFTSMANS™ COLLECTION

—

The shade that once lit England's world renowned Potteries of Stoke-on-Trent is now handmade in these very Potteries.

Through our Craftsmans™ Collection we celebrate the long history of fine British ceramics that has been refined over generations.

The Craftsmans™ Collection marries classic materials, traditional skills and processes with timeless design to create a new refined aesthetic.

Moving slightly away from the utility roots this new range brings a refined aesthetic to both the shade and quality of light.

Fired three times, our lampshades progress through the production process under the watchful eye of the master craftsman and this family team.

Incorporating finer detail and finishes this collection brings a new level of sophistication.



Silhouette and  
Signature Brass Suspension  
£300.00

# SILHOUETTE™

The Silhouette™ is the only shade in the Coolicon Lighting collection not to feature the trademark opening in the gallery.

This very special shade instead utilises the translucent properties of Fine Bone China. When illuminated the differing thickness of the top gallery glows to subtly pay homage to the trademark shape.



Colour Name	Model	RRP GBP
Silhouette	CL04-GLS	£ 215.00*

\* RRP for shade only, compatible with most territories  
Prices excluding local tax

## Silhouette™ Product Information

**Size:** Ø235mm x 148mm

**Materials:** Fine Bone China with 24-karat gold badge

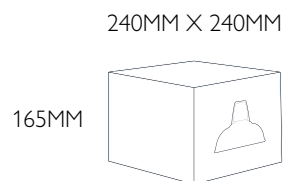
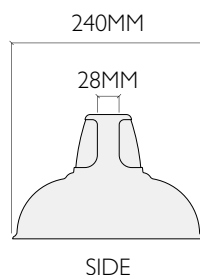
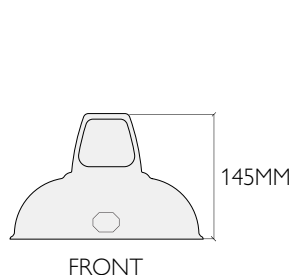
**Weight (Original shade):** approx. 0.7kg

**Origin:** Handmade in the UK

**Lamp Holder Type:** B22, E12 or E14 fittings

**Light bulb wattage:** Max 60W filament

**Electrical components conform to:**



**Packing Weight:** 1.00kg

---

# COOLICON® ACCESSORIES

---

At Coolicon Lighting, we are one of the only producers of Vitreous Enamel ceiling cups in the world. As such, we create these usually overlooked items with as much skill, technique and expertise as we do our iconic lampshades.

Our Vitreous Enamel Ceiling cups mirror the shape of the Coolicon® lampshades gallery vent for a seamless connection between ceiling and shade. The depth of this design allows plenty space to store excess cord should you wish to shorten the suspension length.

Our pendant lampshades are beautiful indeed, but to really make them shine, hang them low or to your liking with one of our thoughtfully curated Suspension Sets. Available with two different lamp holders, Coolicon® suspension sets reflect our illustrious heritage and authentic product offering through choice of materials.

All of our Suspension Sets are paired with a black fabric over braided suspension cable and our classic hand-enamelled ceiling cup.



*Some products may be unavailable for certain territories.*



## Product Information

---

**Size:** 2 Available (see below)

**Materials:** Signature Brass: Brass & Steel with Vitreous Enamel Finish

Industrial: Black plastic & Steel with Vitreous Enamel Finish

**Weight:** E14 Suspension Sets: approx. 0.3kg

E27 Suspension Sets: approx. 0.4kg

**Origin:** Handmade in the UK

**Compatible with:** E14 Suspension Sets: E14 lightbulbs (60W MAX)

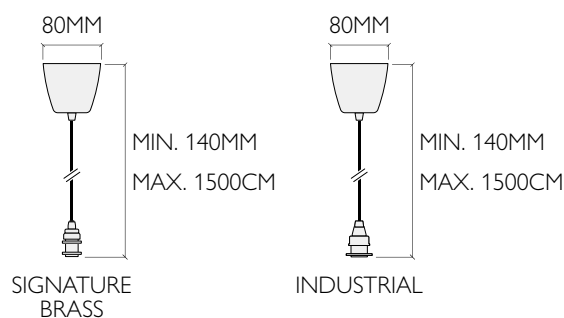
E27 Suspension Sets: E27 lightbulbs (100W MAX)

Electrical components conform to:



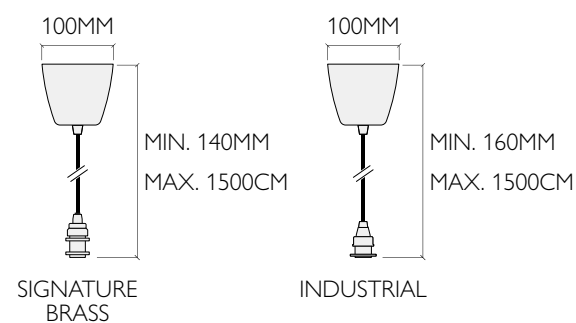
### E14 Suspension Sets

---



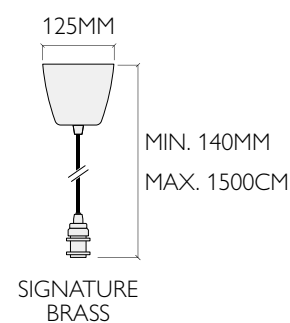
### E27 Suspension Sets

---



### E26 Suspension Sets

---











# COOLICON ACCESSORIES

Available with two different lamp holders, Coolicon® suspension sets reflect the brand's heritage and authentic product offering.

Our traditional, decorative light bulbs are produced to accompany our lampshades; for those that seek the traditional Coolicon Lighting style, look no further.



Product Name	Size	Code	RRP GBP
 Signature Brass & Enamel Suspension Set	E14	SK01-E14-BRS	<b>£ 85.00</b>
 Industrial & Enamel Suspension Set	E14	SK01-E14-IND	<b>£ 65.00</b>
 Signature Brass & Enamel Suspension Set	E27	SK02-E27-BRS	<b>£ 85.00</b>
 Industrial & Enamel Suspension Set	E27	SK02-E27-IND	<b>£ 65.00</b>
 Signature Brass & Enamel Suspension Set	E26	SK03-E26-BRS	<b>£ 95.00</b>
 Original Enamel Ceiling Cup	E14	SK01	<b>£ 45.00</b>
 Large Enamel Ceiling Cup	E27	SK02	<b>£ 45.00</b>
 US Enamel Ceiling Cup	E26	SK03	<b>£ 45.00</b>

*Industrial fittings are CE and UKCA certified for use in the UK and Europe only. Coolicon E14 and E27 Brass lamp holders are certified to IEC 60238:2016, AMD 1:2017 or IEC 60238:2004 for use in the UK, Europe, New Zealand and Australia. Coolicon E26 Brass lamp holders are UL certified for use in the US only.*

*Prices excluding local tax*



# COOLICON P.O.S.

Our Vitreous Enamel swatches can be purchased as a set, showing the full palette range. We recommend keeping a set of swatches in-store to use with customers when specifying a bespoke or project solution.

Our display frame can be used in your store or showroom to give your Coolicon® display a wow factor. As a specially designed modular unit you can assemble yourself there's space for hanging and displaying shades as well as storing stock.

Please refer to our Brand Guidelines when curating your Coolicon® display.



Product Name	Code	RRP GBP
 Colour Swatch Set - 16 Colours	SWATCH-SET	<b>£ 70.00</b>
 Display Stand for Product	DSP-FLR-STND	<b>£ 450.00*</b>

\* Not for resale  
Prices excluding local tax



## **PARTNERS AND STOCKISTS:**

Coolicon Lighting works with trade and wholesale partners as well as exclusive wholesale distributors to service some territories.

Distributor partners hold stock in territory and can help support resellers with local pricing and information.

Please contact Coolicon Lighting for details of your local Distributor partner for in territory shipping and pricing.

[www.cooliconlighting.com/distributors](http://www.cooliconlighting.com/distributors)

## **GET INSPIRED**

Website: [www.cooliconlighting.com](http://www.cooliconlighting.com)

Instagram: [instagram.com/CooliconLights](https://www.instagram.com/CooliconLights)

Facebook: [facebook.com/CooliconLights](https://www.facebook.com/CooliconLights)

Twitter: [twitter.com/CooliconLights](https://twitter.com/CooliconLights)

### **GENERAL ENQUIRIES**

[hello@cooliconlighting.com](mailto:hello@cooliconlighting.com)

### **SALES ENQUIRIES**

[sales@cooliconlighting.com](mailto:sales@cooliconlighting.com)

### **ORDERS**

[orders@cooliconlighting.com](mailto:orders@cooliconlighting.com)

### **PRESS & PR**

[press@cooliconlighting.com](mailto:press@cooliconlighting.com)

## **COOLICON® LIGHTING LIMITED**

### **Office:**

36 Dalmeny Street  
Edinburgh  
EH6 8RG, UK  
T: +44 (0) 131 553 7766

### **Showroom:**

30 Salamander Street  
Edinburgh  
EH6 7HZ, UK



# A PIECE OF DESIGN HISTORY



MADE FOR TODAY

[www.cooliconlighting.com](http://www.cooliconlighting.com)

#### COPYRIGHTS & TRADEMARKS:

All Document material © 1933-2024 Coolicon Lighting Ltd. or copyright owner/representative. The COOLICON® trademark, COOLICON® logo and London Underground Roundel are trademarks and used under licence. Select historic images throughout are used under licence and may not be duplicated, edited or reproduced in any way.