

THOR HELICAL STRAP TIE

1/2"(12mm) dia. x 20" long
LENGTHS AVAILABLE: 20", 24", 30", 36"



- MATERIAL: A316 GRADE AUSTENITIC STAINLESS STEEL AVAILABLE IN GRADE 316.
- ULTIMATE TENSILE STRENGTH: 3.372LBS (15K/N)

STRAP TIE INSTALLATION SPECS

STRAP TIE INSTALLATION TO BE PERFORMED USING 1/2" (12mm) X 20" LONG, STAINLESS STEEL, GRADE 316 'THOR STRAP TIES' AS MANUFACTURED BY THOR HELICAL.

* STRAP TIE INSTALLATION WORK SHALL BE PERFORMED BY A THOR CERTIFIED CONTRACTOR.

FOLLOW MANUFACTURER'S INSTALLATION INSTRUCTIONS AND METHODS AND CONSULT WITH ENGINEER FOR INTERPRETATION OF ANY CONFLICTS.

SEQUENCE OF INSTALLATION IS AS FOLLOWS:

1. DRILL PILOT HOLE OF APPROPRIATE DIAMETER USING A ROTARY PERCUSSION 3-JAW CHUCK HAMMER WITH THE CORRECT SIZE DRILL. SPACE STRAP TIES AS SPECIFIED BY ENGINEER OR ARCHITECT.
2. VERIFY THAT THE PILOT HOLE GOES INTO SOLID MATERIAL AS DETERMINED BY THE ON SITE 'PULL TEST' AND VERIFIED BY ENGINEER AS SUITABLE FOR THE INSTALLATION.
3. INSERT THE CORRECT LENGTH THOR STRAP TIE (SEE TABLE BELOW) INTO THE THOR SETTING TOOL AND DRIVE THE TIE INTO THE PRE-DRILLED HOLE USING A SDS ROTARY HAMMER DRILL. VERIFY THAT THE DRILL IS ON THE HAMMER ONLY SETTING.
4. INSTALL STRAP TIE AND RECESS THE TIE 3/4" INTO THE MASONRY.
5. PATCH THE OPENING WITH SUITABLE MATCHING BUILDING SEALANT.

NOTES:

- DRILL & COUNTER SINK PILOT HOLE 1" DEEPER THAN THE LENGTH OF THE TIE TO ALLOW FOR PATCHING OF THE HOLE, IN THE MASONRY UNIT.
- THE DIAMETER OF THE DRILL BIT IS TYPICALLY 3/8" FOR A 12mm TIE.
- EXACT SPACING FOR STRAP TIES MUST BE DETERMINED BY THE PROJECT ENGINEER OR ARCHITECT.

CATALOG . NO. & SIZES

24" LONG-CAT.NO.: CDT12-0610-A4	42" LONG-CAT.NO.: CDT12-1060-A4
30" LONG-CAT.NO.: CDT12-0760-A4	48" LONG-CAT.NO.: CDT12-1220-A4
36" LONG-CAT.NO.: CDT12-0910-A4	54" LONG-CAT.NO.: CDT12-1370-A4

NOTE: strap Ties are a special order item with a lead time of up to three weeks. Please call us to check on availability for specified items.

DATE: January 2, 2017

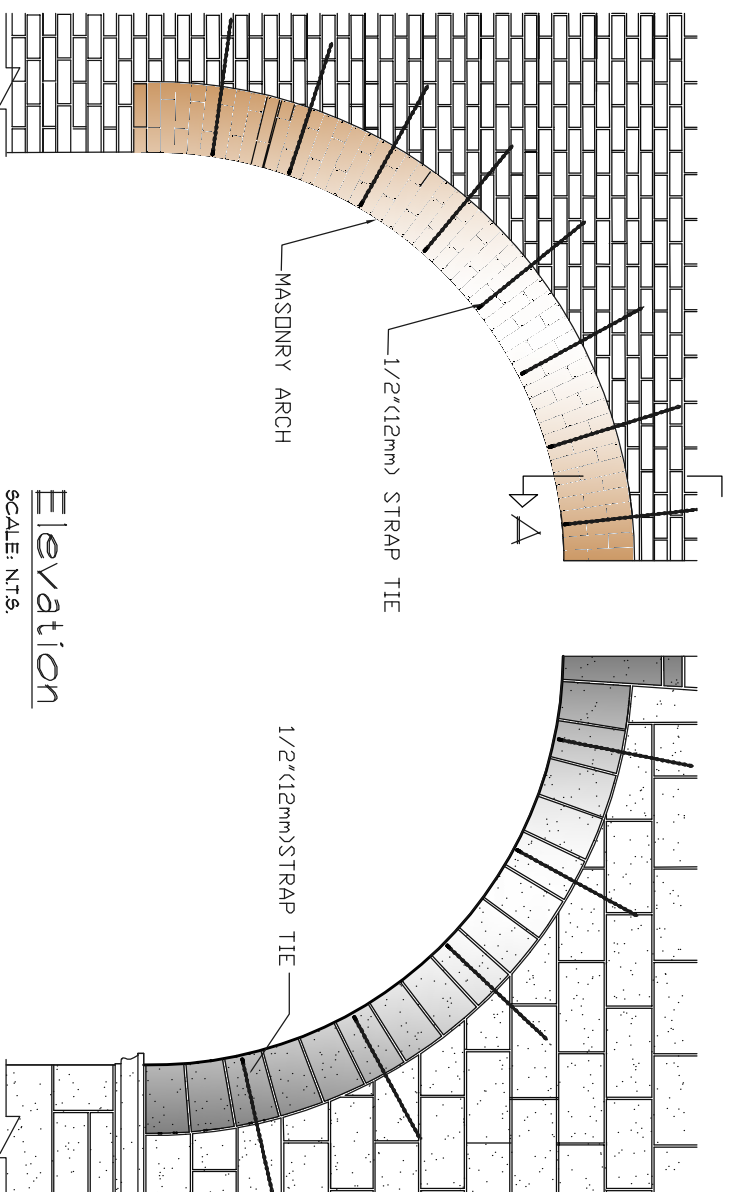
SCALE: Not To Scale

Drawing No.:

PROJECT:

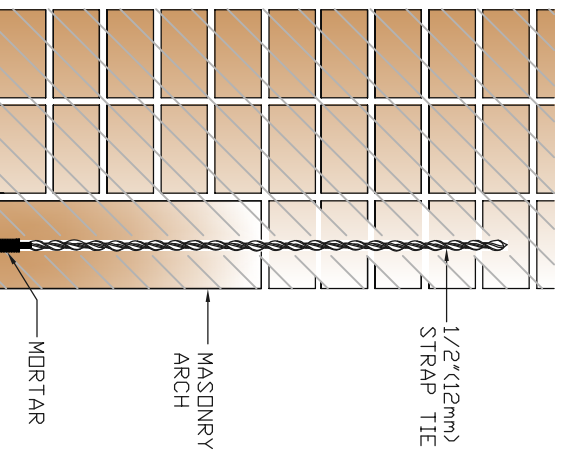
TYPICAL DETAIL

ST-513



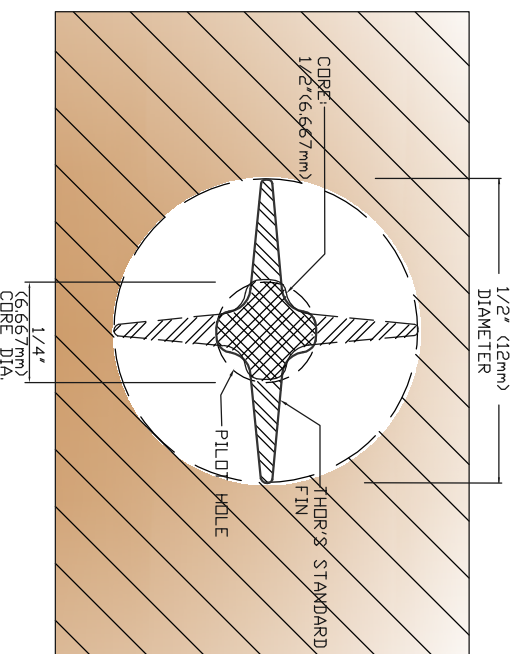
Elevation

SCALE: N.T.S.



Section A

SCALE: N.T.S.



Cross Section

SCALE: N.T.S.

340 WEST PASSAIC STREET
ROCHELLE PARK NJ 07662
TEL: 201 880-8819
WWW.THORHELICALUSA.COM
SUPPORT@THORHELICALUSA.COM

THORHELICAL® - USA