



SS - 050 SPECIFICATION SHEET

SPECIFICATION

Frames: Hand-picked fully seasoned hardwoods from managed sources. All major joints are glued, screwed and stapled for added strength. The frames are subjected to tough testing, well in excess of normal domestic use. 10 year frame guarantee.

INTERIORS

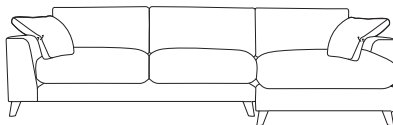
Seat suspension: High tensile zig-zag springs.

Seat cushion filling: Quallofil blue as standard. Foam seat cushions available at a supplement.

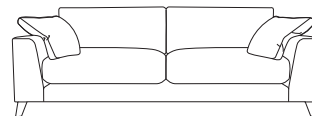
Back cushion fillings: High quality branded fibre.

Inclusive scatters: 25" box bordered feather filled scatter.

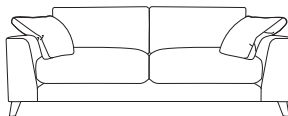
*All dimensions are in cm and are approximate. Actual sizes may vary.



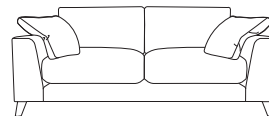
Chaise
W270 H89 D161cm



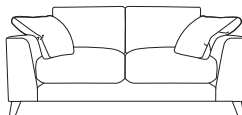
Grand
W235 H89 D101cm




Extra Large
W215 H89 D101cm



Large
W195 H89 D101cm



Medium
W175 H89 D101cm

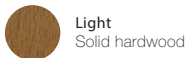


Loveseat
W131.5 H89 D101cm

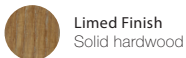
CARE

Cushions must be plumped and turned regularly to retain their performance and appearance.

FOOT FINISHES



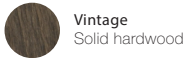
Light
Solid hardwood



Limed Finish
Solid hardwood



Medium
Solid hardwood



Vintage
Solid hardwood