10ft x 10ft Tent Roof and Valance Artwork Design Template

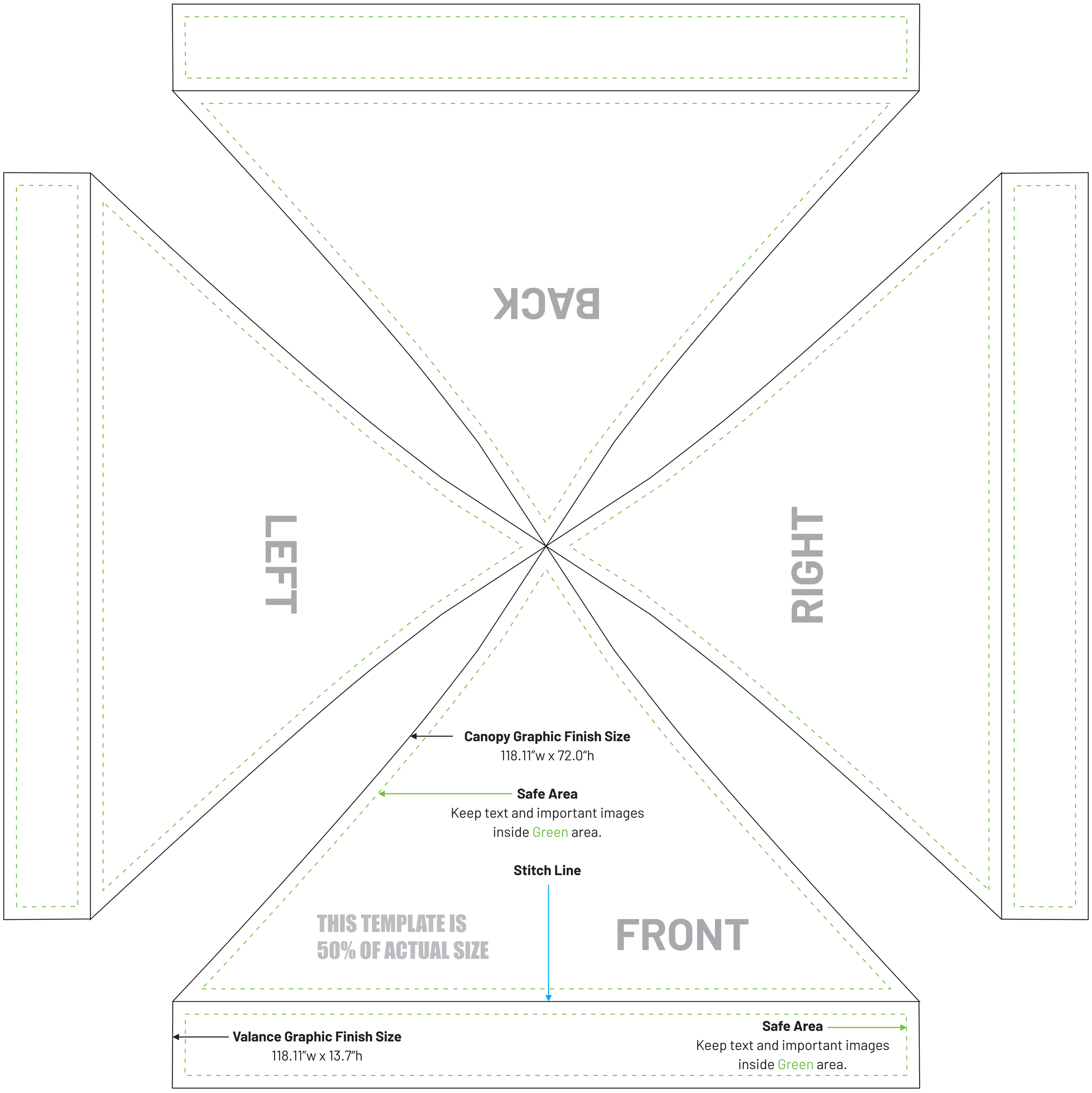

ROOF VALANCE

(Same Size for all 4 Sides)

- Use vector logos if possible for best results
- Use CMYK color mode
- Mention PMS color code when used in artwork design
- Use C75, M68, Y67, K90 to obtain a rich black color
- Make sure image resolution is 96-150 dpi
- Convert all fonts to outlines
- Convert strokes/outlines to object
- Embed all images in final document
- Save final document as PDF or TIFF/TIF for print
- Delete instructions from template before use

Important Note:
If the artwork contains transparent elements, drop shadows, special effects or vector patterns, then please flatten it and submit the artwork in TIFF format (96-150 dpi resolution).

10ft x 10ft Tent Full Wall Printed Bothside, Artwork Design Template

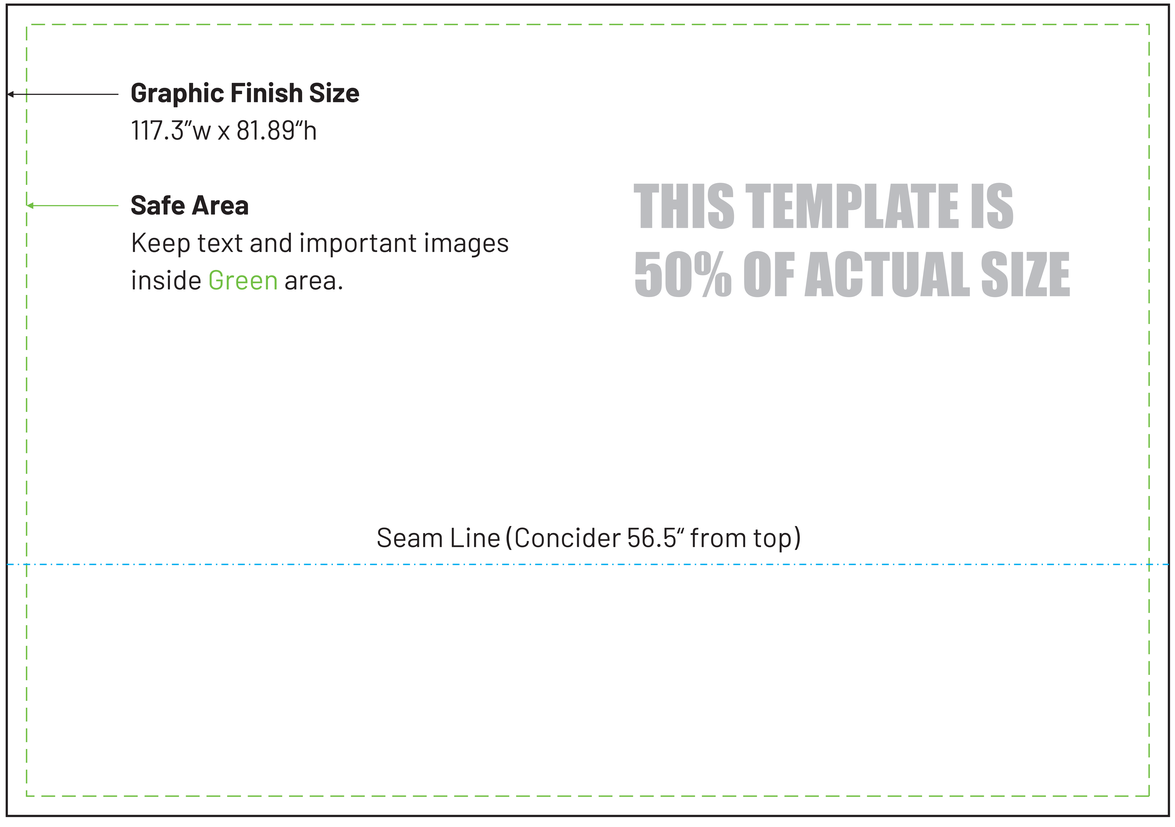

FULL WALL (PRINTED INSIDE)

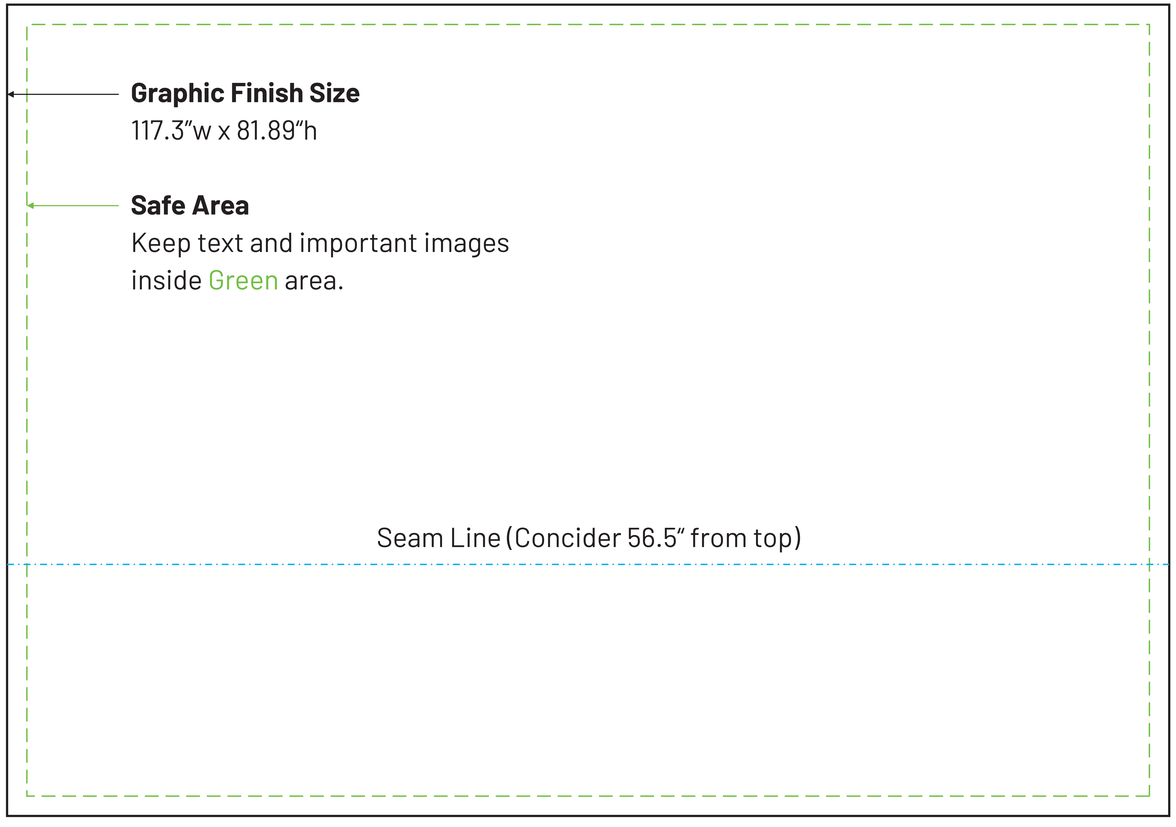

FULL WALL (PRINTED OUTSIDE)

- Use vector logos if possible for best results
- Use CMYK color mode
- Mention PMS color code when used in artwork design
- Use C75, M68, Y67, K90 to obtain a rich black color
- Make sure image resolution is 96-150 dpi

- Convert all fonts to outlines
- Convert strokes/outlines to object
- Embed all images in final document
- Save final document as PDF or TIFF/TIF for print
- Delete instructions from template before use

Important Note:
If the artwork contains transparent elements, drop shadows, special effects or vector patterns, then please flatten it and submit the artwork in TIFF format (96-150 dpi resolution).

10ft x 10ft Tent 2 Half Walls Printed Both Side, Artwork Design Template

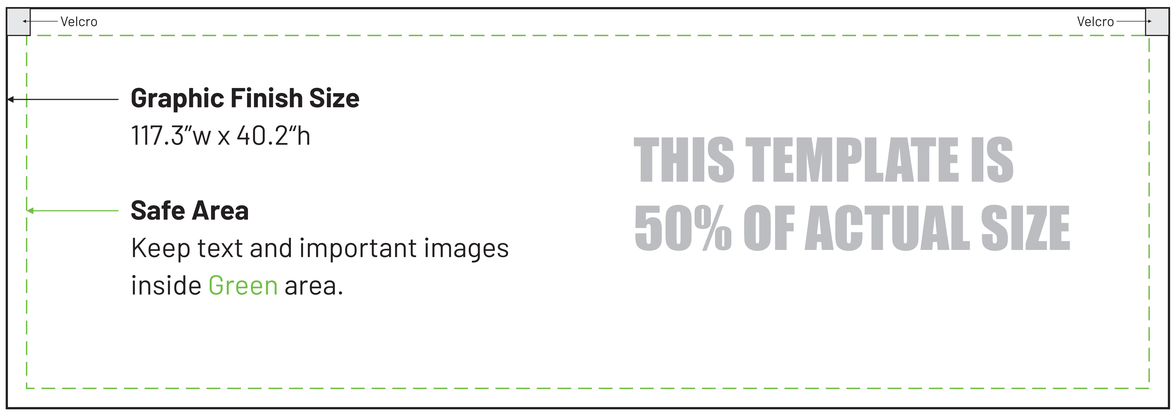

LEFT HALF WALL (PRINTED INSIDE)



LEFT HALF WALL (PRINTED OUTSIDE)



RIGHT HALF WALL (PRINTED INSIDE)



RIGHT HALF WALL (PRINTED OUTSIDE)

- Use vector logos if possible for best results
- Use CMYK color mode
- Mention PMS color code when used in artwork design
- Use C75, M68, Y67, K90 to obtain a rich black color
- Make sure image resolution is 96-150 dpi

- Convert all fonts to outlines
- Convert strokes/outlines to object
- Embed all images in final document
- Save final document as PDF or TIFF/TIF for print
- Delete instructions from template before use

Important Note:
If the artwork contains transparent elements, drop shadows, special effects or vector patterns, then please flatten it and submit the artwork in TIFF format (96-150 dpi resolution).

6ft Fitted Table Cover- 4 Sided, Artwork Design Template

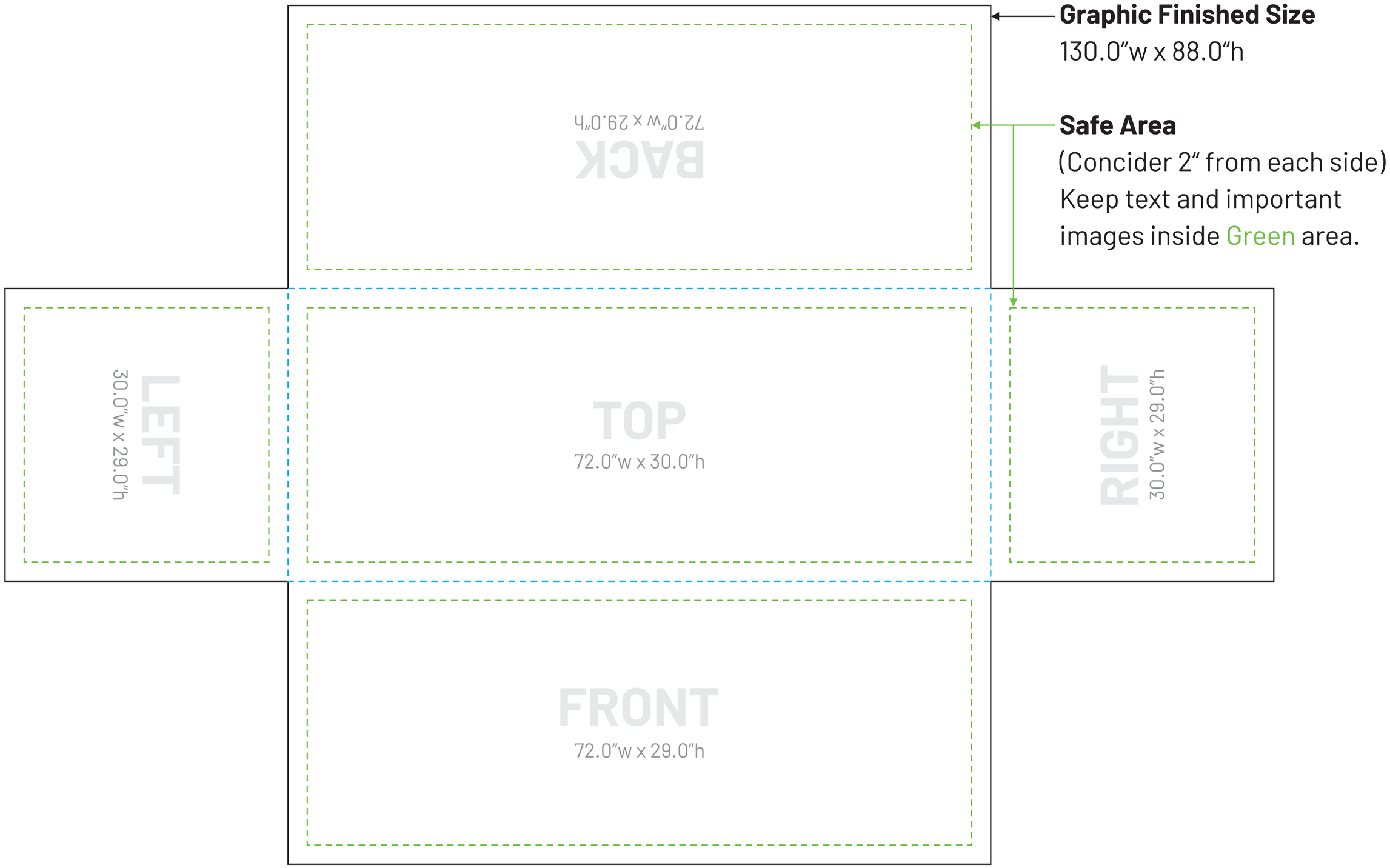

- Use vector logos when possible for best result.
- Use CMYK color mode.
- Mention PMS color code when used in artwork design.
- Please use C 75, M 68, Y 67 K 90 for a Rich Black color.
- Images resolutions must be 96-150 dpi.
- All fonts must be converted to outlines.
- Please convert stroke/ outlines to object.
- Embed all images in final document.
- Save final document as PDF or TIFF/TIF for print.
- Delete instructions from template before use

Important Note:
If the artwork contains transparent elements, drop shadows, special effects or vector patterns, then please flatten it and submit the artwork in TIFF format (96-150 dpi resolution).