

# Irrigation & Agriculture



## Model K/KA, KB/KBA - DOSE-O-MAT Automatic Metering Valve

Volume based irrigation device, consisting of a water meter, a volume control dial and a valve all contained in a single unit.

### • Description

The Dose-O-Mat line of automatic metering valves provides a reliable and economical solution for a wide variety of irrigation applications.

A variety of models and sizes are available to meet virtually any operational requirements and budget.

The desired quantity is set using the volume control dial, according to local crop and soil. It automatically closes the valve once the pre-set quantity of water has passed through the unit.

Dose-O-Mat units of sizes 1 1/2" and larger, contain hydraulic valves and may be installed either as single points of control or in groups that are operated in sequence.

Operation is extremely simple, it does not require neither skilled labor nor intensive training.

### • Available Sizes

K/KB - Globe type: 3/4", 1", 1 1/2", 2", 3"

KA/KBA - Angle type: 2", 3"

### Features:

- Negligible head loss
- Simple maintenance
- Field replaceable measuring unit
- Hermetically sealed register with glass lens
- Bearings are constantly flushed during operation to eliminate deposit of solids
- Optional electrical output: EV (Volume) or EF (Rate of Flow)
- Compatible with Dialog automatic reading system

### Technical Specifications:

<b>Maximum Working Temperature</b>	60°C
<b>Body</b>	K 3/4" - 1" plastic All other models - cast iron
<b>Connection</b>	K 3/4" - 3/4" BSPT male thread K 1" - 1 BSPT male thread K/KB 1 1/2" - 1 1/2" male thread with coupling K/KB 2" - 2" male thread with coupling - Internal thread BSPT or NPT KB 3" - Cast-iron flanges meeting BS 10, ISO, AWWA, JIS10.



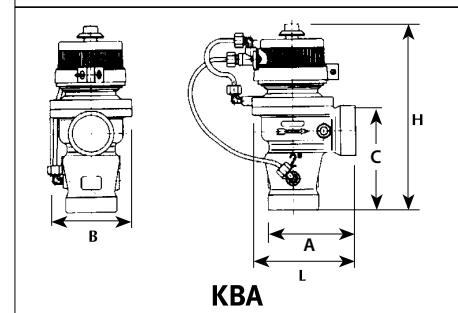
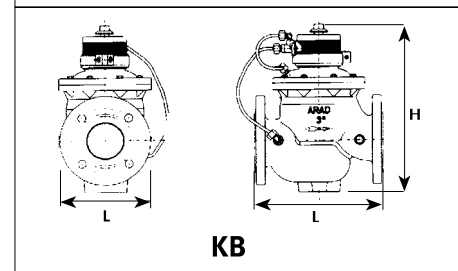
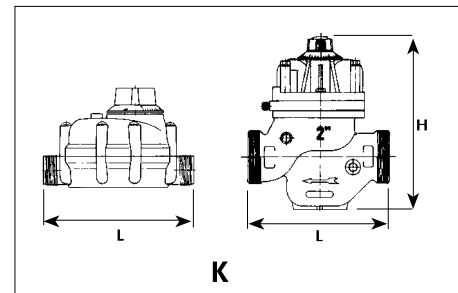
# Irrigation & Agriculture



## Model K/KA, KB/KBA - DOSE-O-MAT Automatic Metering Valve

### Dimensions

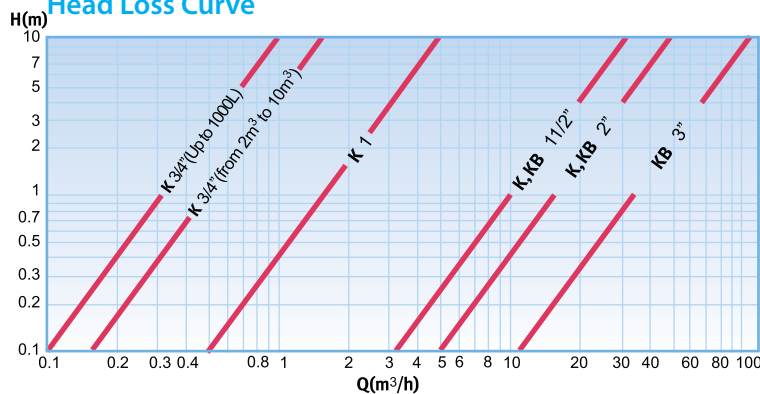
Model		K				KA	KB			KBA	
Nominal size	(mm)	20	25	40	50	50	40	50	80	50	80
	(inch)	¾	1	1½	2	2	1½	2	3	2	3
L – Length without couplings (mm)		130	200	160	190	158	160	190	285	190	240
H – Height (mm)		86	115	203	235	265	203	235	350	290	364
A – (mm)		-	-	-	-	96	-	-	-	97	140
C – (mm)		-	-	-	-	122	-	-	-	122	140
B – Width (mm)		102	90	126	126	126	126	200	126	205	
Weight (kg)		0.3	0.5	2.3	4.4	4	2.9	4.7	30	4.5	19
Weight with couplings (kg)		-	-	3.3	5.8	5.4	3.9	6.1	-	-	-



### Performance data

Model	Nominal Size (inch)	Maximum Working Pressure (bar)	Minimum Working Pressure (bar)	Qmax Maximum Flow Rate (m³/h)	Qmin Minimum Flow Rate (m³/h)	Regulated Flow Rate
K/KA	¾"	10	0.5	-	-	±2%
	1"	8	0.5	5	0.5	
	1½"	10	1	15	1.5	
	2"	10	1	30	2	
KB/KBA	1½"	10	1.3	15	1.5	
	2"	10	1.3	30	2	
	3"	10	1.5	65	3	

### Head Loss Curve



### Standard Scales

Model	Scale															
	1	3	10	20	25	40	50	100	200	400	1000	1600	2500	4000	5000	10000
K ¾" - Giron	●															
K 1"	●	●	●				●									
K 1½"		●	●	●			●	●								
K/KA 2"				●		●	●	●	●							
KB 1½"			●		●		●	●								
KB/KBA 2"			●		●		●	●	●	●	●	●	●	●		
KB/KBA 3"			●		●		●	●	●	●	●	●	●	●		

\* Other scales upon request.

### Installation Requirements

- The meter should be installed in horizontal position



Arad Ltd.

Dalia 19239, Israel, Tel: 972-4-9897911, Fax: 972-4-9897960

www.arad.co.il

