



World's Largest Selection Of
USA made 550 Paracord
In 1,000 + Colors and
Patterns

Paracord Person



paracordgalaxy.com

Materials:

12 inches of 550 paracord (guttled)


20 inches of 550 paracord (guttled)

20 inches of 550 paracord

Skull bead


{Cost for this project starts at \$1.99}

paracordgalaxy.com




paracordgalaxy.com

Step 1: Take your two pieces of guttled paracord and lay them as shown with the 12 inch piece (B) on top.



Step 2: Place the top strand of cord B under the left side of cord A as shown.

paracordgalaxy.com



paracordgalaxy.com

Step 3: Wrap the bottom side of cord B over the top side of cord B then behind the top of cord A. Bring the end up through the loop of cord B.



Step 4: Pull both ends of cord B tight until a knot forms. Adjust the knot so you have a two inch loop in cord A.



World's Largest Selection Of
USA made 550 Paracord
In 1,000 + Colors and
Patterns



Step 5: Place the middle of your third piece of paracord around the right cord as shown with side 1 over side 2.



Step 6: Bring side 1 behind the knot.



Step 7: Bring the end up through the loop in the third cord and pull tight to form a knot.



Move the left and right cords up toward your top loop so they are out of the way as you work.



Step 8: Bring the right side of the third cord (1) across the top of the other three strands as shown.



Step 9: Wrap cord 1 around the three cords. It is helpful in the next steps to keep your loops small as you work.



World's Largest Selection Of
USA made 550 Paracord
In 1,000 + Colors and
Patterns



Step 10: Bring cord 2 up and behind your knot at the top.



Step 11: Bring the end of cord 2 down through the loop created by cord 1. Pull 1 and 2 tight to form a knot below the first.



Repeat steps 8 through 11 once or twice for the desired length of your "body"



Add a bead on the top loop. Tie an overhand knot in each gutted cord.

*If you find the knots for the body too difficult, try a basic cobra weave instead.



Trim and melt all ends. To attach to a zipper, insert the top loop through the hole then pull the person through the loop and pull tight.