

ALPENA® LED ToughPods RGB™

PART #:78234E

NOTE: This product is not Bluetooth enabled and is not compatible with the Alpena Auto or Alpena LED app. Please use the included remote for all operation.

⚠ WARNING: THE FAILURE TO FOLLOW THESE INSTRUCTIONS WHEN INSTALLING THE LED TOUGHPODS RGB MAY CAUSE ELECTRIC PROBLEMS IN YOUR VEHICLE WHICH COULD CAUSE VEHICLE DAMAGE, ELECTRICAL SYSTEM DAMAGE, FIRE, ELECTRICAL SHOCK, PERSONAL INJURY OR DEATH.

⚠ WARNING: DO NOT LOOK DIRECTLY INTO THE LED TOUGHPODS RGB. DO NOT DRIVE OR POSITION YOUR VEHICLE NEAR ONCOMING TRAFFIC WHEN THE LED TOUGHPODS RGB IS POWERED ON – DOING SO MAY RESULT IN VISION IMPAIRMENT AND OR VEHICULAR COLLISION. THE INTENDED USE OF THE LED TOUGHPODS RGB IS TO PROVIDE EXTERIOR AUXILIARY LIGHTING FOR OFF ROAD USE ONLY. THIS PRODUCT IS NOT DOT APPROVED.

YOU MUST CONSULT YOUR VEHICLE OWNER'S MANUAL TO DETERMINE THE LOCATION OF AIRBAG SENSORS BEFORE INSTALLATION. THE MANUFACTURER OR THE RETAILER IS NOT RESPONSIBLE FOR INFLATION OF AIRBAGS OR DAMAGE TO AIRBAG SENSORS DUE TO THE INSTALLATION OF THIS PRODUCT.

INSTALLATION GUIDELINE

⚠ WARNING: SAFETY GLASSES MUST BE USED WHEN INSTALLING THIS PRODUCT.

LED ToughPods RGB is an auxiliary light designed to provide exterior auxiliary and accent lighting while driving off road. LED ToughPods RGB has a distinct amperage draw below in the installation instructions. If you are not confident in your ability to install the LED ToughPods RGB please consult a licensed mechanic.

LED ToughPods RGB has specific voltage and amperage ratings for power input and amperage draw. ENSURE THESE RATINGS ARE FOLLOWED. The LED ToughPods RGB must be installed in a properly functioning vehicle electrical system. Do not install this product in a malfunctioning vehicle electrical system.

Select a mounting location that will not obstruct the operation of headlights or turn signals.

Clean mounting surfaces with isopropyl alcohol (70%) and wait for the surface to dry before proceeding.

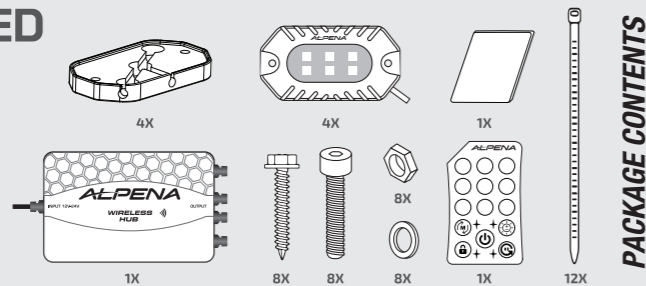
Before permanently mounting to vehicle, test fit to ensure optimal beam pattern, height, and width and that wiring is long enough to be safely installed and does not obstruct any operating functions of the vehicle. These lights should not be installed where their operation hinders the visibility of the driver or other drivers

⚠ WARNING: DURING OPERATION LIGHTING UNITS CAN GET HOT - DO NOT TOUCH WHILE OPERATIONAL OR WITHIN 30 MINUTES OF POWERING DOWN.

Before disconnecting battery terminals, please check your owner's manual for proper procedure.

⚠ WARNING: Cancer and Reproductive Harm - www.P65Warnings.ca.gov

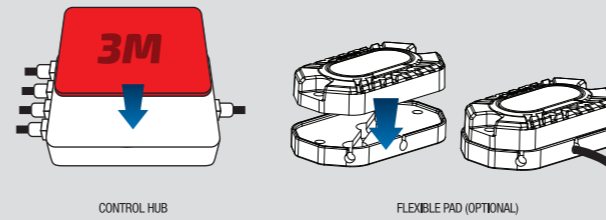
GET STARTED



1. ASSEMBLY

APPLY THE 3M™ PAD TO THE BACK OF THE CONTROL HUB. TIP: DO NOT MOUNT THE CONTROL HUB UNTIL AFTER THE TOUGHPODS RGB HAVE BEEN WIRED.

THE FLEXIBLE PAD CAN BE USED FOR FLUSH MOUNTING AND HAVE CUTOUTS FOR WIRING



2. MOUNTING

ENSURE ALL WIRING IS LONG ENOUGH AND DOES NOT INTERFERE WITH ANY VEHICLE FUNCTIONS OR SIT ON OR NEAR A HOT SURFACE

THE PODS CAN BE MOUNTED USING THE INCLUDED SELF-TAPPING FASTENERS OR TEMPORARILY USING ZIP TIES. SEE DIAGRAMS FOR TYPICAL METHODS

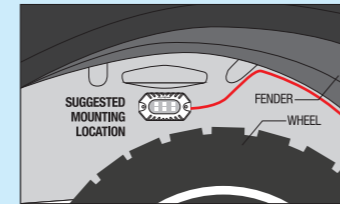
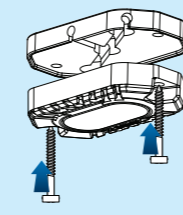
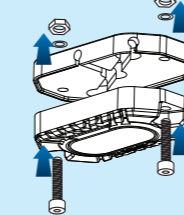


FIGURE 1 - SELF TAPPING FASTENERS



INSERT THE SCREW THROUGH THE TOUGHPOD RGB AND THE (OPTIONAL) FLEXIBLE PAD, SCREW INTO DESIRED LOCATION ON YOUR FENDER LINER

FIGURE 2 - NUT & BOLT



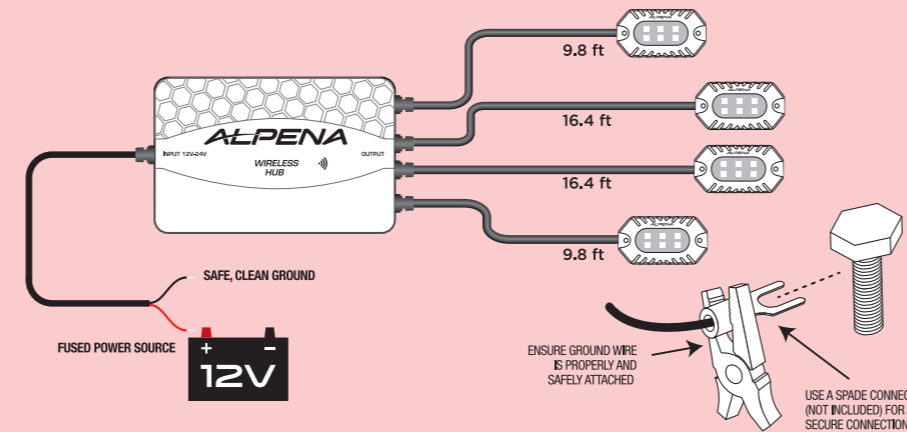
INSERT THE BOLT THROUGH THE TOUGHPOD RGB AND THE (OPTIONAL) FLEXIBLE PAD, SECURE THE BOLT WITH THE WASHER AND NUT, HAND TIGHTEN.

3. WIRING

POWER REQUIREMENTS	0.96A @ 12V	0.48A @ 24V
--------------------	-------------	-------------

1. ATTACH POSITIVE WIRE SECURELY TO A 12-24V FUSED POWER SOURCE. EXTENSION OF THE WIRING MAY BE NECESSARY. CAN BE WIRED INTO A SWITCH THAT WILL SUPPORT 0.96A @ 12V DC / 0.48A @ 24V DC.

2. ATTACH BLACK GROUND WIRE TO A SAFE, CLEAN GROUND LOCATION.



4. OPERATION

THE PODS CAN BE OPERATED WITH OR WITHOUT THE VEHICLE RUNNING - FOLLOW THE DIAGRAM TO OPERATE THE INCLUDED REMOTE

REMOTE BATTERY – CR2032 (ONLY REPLACE THE BATTERY IN THE REMOTE WITH THE EXACT MODEL SPECIFIED)

PAIR FUNCTION (FOR NEW OR EXTRA REMOTES)

ADD AND SYNC REMOTE
1) PRESS THE 'PAIR' BUTTON FOR 5 SECONDS. ALL LEDS WILL TURN BRIGHT GREEN TO INDICATE THE REMOTE IS SUCCESSFULLY PAIRED TO THIS KIT - ONLY THIS REMOTE WILL OPERATE THE KIT NOW

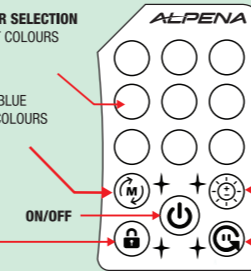
CANCEL PAIRED REMOTE:

1) PRESS THE 'PAIR' BUTTON FOR 3 SECONDS, THEN ALL LEDS WILL TURN BRIGHT RED AND INDICATE ANY REMOTE CAN NOW BE USED TO OPERATE THE KIT.

COLOUR SELECTION PRESET COLOURS

COLOUR MODE CHANGE

- 1) STROBE RED, GREEN & BLUE
- 2) FADE TRANSITION ALL COLOURS
- 3) 'SMOOTH' STROBE
- 4) 'OCEAN' FADE
- 5) 'SUN' FADE
- 6) 'SPORT' FLASHING



BRIGHTNESS LEVEL BRIGHT TO DIM 100% -> 75% -> 40%

COLOUR STREAM PRESS TO CYCLE THROUGH COLOURS THEN PRESS BUTTON AGAIN TO PAUSE ON A COLOR

Federal Communications Commission (FCC) Interference Statement

FCC ID: 2AMN5-78234

This equipment has been tested and found to comply with the limits for a Class B digital device, pursuant to Part 15 of the FCC Rules.

These limits are designed to provide reasonable protection against harmful interference in a residential installation. This equipment generates, uses and can radiate radio frequency energy and, if not installed and used in accordance with the instructions, may cause harmful interference to radio communications.

There is no guarantee that interference will not occur in a particular installation. If this equipment does cause harmful interference to radio or television reception, which can be determined by turning the equipment off and on, the user is encouraged to try to correct the interference by one of the following measures:

- Reorient or relocate the receiving antenna
- Increase the separation between the equipment and receiver
- Connect the equipment into an outlet on a circuit different from that to which the receiver is connected
- Consult the dealer or an experienced radio/TV technician for help

This device complies with Part 15 of the FCC Rules. Operation is subject to the following two conditions:

- (1) This device may not cause harmful interference, and
- (2) this device must accept any interference received, including interference that may cause undesired operation.

FCC Caution: Any changes or modifications not expressly approved by the party responsible for compliance could void the user's authority to operate this equipment.

RF exposure warning

This equipment complies with FCC radiation exposure limits set forth for an uncontrolled environment. The equipment must not be co-located or operating in conjunction with any other antenna or transmitter.

ALPENA® LIMITED WARRANTY

This Limited Warranty covers defects in materials or workmanship of this product for one (1) year from the date of purchase. Normal wear and tear over time are not product defects. Product problems caused by not following the product instructions, abuse, misuse, alteration, accident and/or use beyond the product's intended purpose are not covered. This warranty is valid for the original owner and is not transferable. Proof of purchase is required.

Any implied warranties and conditions, such as merchantability and fitness for a particular purpose are hereby excluded, or if not excludable under law, are limited to one (1) year period. Some jurisdictions do not allow limitations on how long an implied warranty lasts, so this limitation may not apply to you

NO INCIDENTAL, CONSEQUENTIAL OR SPECIAL DAMAGES ARE RECOVERABLE. SOME JURISDICTIONS DO NOT ALLOW THE EXCLUSION OF INCIDENTAL, CONSEQUENTIAL OR SPECIAL DAMAGES, SO THE ABOVE LIMITATION OR EXCLUSION MAY NOT APPLY TO YOU. THIS WARRANTY GIVES YOU SPECIFIC LEGAL RIGHTS AND YOU MAY HAVE OTHER RIGHTS WHICH VARY DEPENDING ON THE JURISDICTION.

We will replace any product we determine to be defective provided you follow our product return directions. Please note that replacement product may not be exact due to style changes to our products. We will cover the mailing expense to send you a replacement product. However, mailing costs to return to us the original product which is claimed to be defective must be paid by you. If a replacement product is not available at the time you submit your warranty request, we will issue a credit.

For warranty service, please see below.

NORTH AMERICAN SUPPORT AVAILABLE



@AlpenaAutomotive
1-800-387-3217

Marklyn Group Inc. 753011 2nd line EHS Mono, ON, Canada L9W 5W4
Alpena® is a registered trademark of Marklyn Group Inc. © Copyright 2022
Made in China

3M™ is a trademark of 3M™ Company

DISTRIBUTED BY SPEED GLOBAL SERVICES | 2299 KENMORE AVE, BUFFALO, NY 14207 | F: (716) 854-0488 | T: (800) 447-3033 | WWW.SPEEDGS.COM