

# CBN 600 #3222

Lab ID: 211130-459-MH-1-12

METRC Batch: METRC Sample  
Sample ID: 2112PHS1068.3618

Strain: Tinc  
Matrix: Ingestible  
Type: Other

Sample Size: 1oz

Produced:  
Collected: 03/18/2022  
Received: 03/19/2022  
Completed: 03/21/2022  
Batch: 3222

Producer  
Clouds of Haze



## Cannabinoids

Complete

<b>1.625 mg/mL</b>	<b>2.714 mg/mL</b>	<b>23.881 mg/mL</b>
Total THC	Total CBD	Total Cannabinoids

Analyte	LOD	LOQ	Result	Result	Result
	mg/g	mg/g	%	mg/g	mg/mL
THCa	0.005	0.010	ND	ND	ND
Δ9-THC	0.006	0.010	0.1760	1.760	1.625
Δ8-THC	0.005	0.010	0.0150	0.150	0.138
THCVa	0.006	0.100	ND	ND	ND
THCV	0.007	0.100	ND	ND	ND
CBDa	0.006	0.010	ND	ND	ND
CBD	0.005	0.010	0.2940	2.940	2.714
CBDVa	0.006	0.100	ND	ND	ND
CBDV	0.008	0.100	ND	ND	ND
CBN	0.006	0.100	2.0740	20.740	19.145
CBGa	0.006	0.100	ND	ND	ND
CBG	0.009	0.100	ND	ND	ND
CBC	0.006	0.100	0.0280	0.280	0.258
(6aR,9S)-d10-THC	0.006	0.010	ND	ND	ND
(6aR,9R)-d10-THC	0.006	0.010	ND	ND	ND
<b>Total THC</b>			<b>0.176</b>	<b>1.760</b>	<b>1.625</b>
<b>Total CBD</b>			<b>0.294</b>	<b>2.940</b>	<b>2.714</b>
<b>Total</b>			<b>2.5870</b>	<b>25.870</b>	

Notes:  
Density: 0.9231g/mL  
Total THC = (THCa \* 0.877) + Δ9-THC; Total CBD = (CBDa \* 0.877) + CBD  
LOQ = Limit of Quantitation; The reported result is based on a sample weight with the applicable moisture content for that sample; Unless otherwise stated all quality control samples performed within specifications established by the Laboratory. Cannabinoids: UHPLC, PDA, SOP 6.0, 16 CCR §5724 Microbial: qPCR, SOP 6.05, 16 CCR §5720 Foreign Material: SOP 2.02 16 CCR §5722, %H2O and WA: Moisture Balance, Rotronic, SOP 6.07 §5717

<b>NT</b> Not Tested Moisture Content	<b>NT</b> Not Tested Water Activity	<b>Not Tested</b> Foreign Matter
---	---	-------------------------------------



*Rkeledj*

Raquel Keledjian  
Lab Director

Confident Cannabis  
All Rights Reserved  
support@confidentcannabis.com  
(866) 506-5866  
www.confidentcannabis.com



# CBN 600 #3222

Lab ID: 211130-459-MH-1-12

METRC Batch: METRC Sample

Sample ID: 2112PHS1068.3618

Strain: Tinc

Matrix: Ingestible

Type: Other

Sample Size: 1oz

Produced:

Collected: 03/18/2022

Received: 03/19/2022

Completed: 03/21/2022

Batch: 3222


Producer

Clouds of Haze


## Terpenes

Analyte	LOD	LOQ	Mass	Mass	
	mg/g	mg/g	mg/g	%	
β-Myrcene	0.42	1.25	2.80	0.280	
β-Caryophyllene	0.42	1.25	1.95	0.195	
Linalool	0.42	1.25	1.84	0.184	
cis-Nerolidol	0.13	0.39	1.14	0.114	
1,8-Cineole	0.42	1.25	ND	ND	
α-Bisabolol	0.17	0.50	ND	ND	
α-Humulene	0.42	1.25	ND	ND	
α-Pinene	0.42	1.25	ND	ND	
α-Terpinene	0.42	1.25	ND	ND	
β-Ocimene	0.42	1.25	ND	ND	
β-Pinene	0.42	1.25	ND	ND	
Camphene	0.42	1.25	ND	ND	
Camphor	0.42	1.25	ND	ND	
δ-3-Carene	0.42	1.25	ND	ND	
δ-Limonene	0.42	1.25	ND	ND	
γ-Terpinene	0.42	1.25	ND	ND	
Guaiol	0.17	0.50	ND	ND	
Isopulegol	0.42	1.25	ND	ND	
p-Cymene	0.42	1.25	ND	ND	
Terpinolene	0.42	1.25	<LOQ	<LOQ	
trans-Nerolidol	0.25	0.76	ND	ND	
<b>Total</b>			<b>7.74</b>	<b>0.774</b>	

## Primary Aromas




Hops



Cinnamon



Lavender



Flowers

LOQ = Limit of Quantitation; The reported result is based on a sample weight with the applicable moisture content for that sample; Unless otherwise stated all quality control samples performed within specifications established by the Laboratory. Analyzed by GC-FID, SOP 6.02, 16 CCR §5725

*Rkeledj*

Raquel Keledjian  
Lab Director

Confident Cannabis  
All Rights Reserved  
support@confidentcannabis.com  
(866) 506-5866  
www.confidentcannabis.com



## CBN 600 #3222

Lab ID: 211130-459-MH-1-12

METRC Batch: METRC Sample

Sample ID: 2112PHS1068.3618

Strain: Tinc

Matrix: Ingestible

Type: Other

Sample Size: 1oz

Produced:

Collected: 03/18/2022

Received: 03/19/2022

Completed: 03/21/2022

Batch: 3222

Producer

Clouds of Haze

### Residual Solvents

Pass

Analyte	LOD	LOQ	Limit	Mass	Status
	µg/g	µg/g	µg/g	µg/g	
1,2-Dichloro-Ethane	0.1	0.3	1	ND	Pass
Acetone	5	16	5000	ND	Pass
Acetonitrile	0.8	2.5	410	ND	Pass
Benzene	0.04	0.1	1	ND	Pass
Butane	5.5	17	5000	ND	Pass
Chloroform	0.25	0.5	1	ND	Pass
Ethanol	0.5	1		ND	Pass
Ethyl-Acetate	31	84	5000	ND	Pass
Ethyl-Ether	6	18	5000	ND	Pass
Ethylene Oxide	0.5	1	1	ND	Pass
Heptane	33	90	5000	ND	Pass
Isopropanol	7	21	5000	ND	Pass
Methanol	62	167	3000	ND	Pass
Methylene-Chloride	0.5	1	1	ND	Pass
n-Hexane	0.5	1	290	ND	Pass
Pentane	6.4	19	5000	ND	Pass
Propane	20	59	5000	ND	Pass
Toluene	12.2	33	890	ND	Pass
Trichloroethene	0.5	1	1	ND	Pass
Xylenes	3	10	2170	ND	Pass

LOQ = Limit of Quantitation; The reported result is based on a sample weight with the applicable moisture content for that sample; Unless otherwise stated all quality control samples performed within specifications established by the Laboratory. Analyzed by GCMS, SOP 6.01 CCR §5718



*Rkeledj*

Raquel Keledjian  
Lab Director

Confident Cannabis  
All Rights Reserved  
support@confidentcannabis.com  
(866) 506-5866  
www.confidentcannabis.com



Attest all LQC samples performed and met in accordance with 16 CCR sec. 5730. This product has been tested by PH Solutions using valid testing methodologies and a quality system as required by state law. Values reported relate only to the product tested. PH Solutions makes no claims as to the efficacy, safety or other risks associated with any detected or non-detected levels of any compounds reported herein. This Certificate shall not be reproduced except in full, without the written approval of PH Solutions. Certified by Lab Director Dr. Raquel Keledjian

## CBN 600 #3222

Lab ID: 211130-459-MH-1-12

METRC Batch: METRC Sample

Sample ID: 2112PHS1068.3618

Strain: Tinc

Matrix: Ingestible

Type: Other

Sample Size: 1oz

Produced:

Collected: 03/18/2022

Received: 03/19/2022

Completed: 03/21/2022

Batch: 3222

Producer

Clouds of Haze

### Microbials

Pass

Analyte	Result	Status
Aspergillus flavus	Not Detected in 1g	Pass
Aspergillus fumigatus	Not Detected in 1g	Pass
Aspergillus niger	Not Detected in 1g	Pass
Aspergillus terreus	Not Detected in 1g	Pass
Shiga toxin-producing E. Coli	Not Detected in 1g	Pass
Salmonella SPP	Not Detected in 1g	Pass

LOQ = Limit of Quantitation; TNC = Too Numerous to Count; Unless otherwise stated all quality control samples performed within specifications established by the Laboratory. Analyzed by qPCR, SOP 6.05, 16 CCR §5720

### Mycotoxins

Pass

Analyte	LOD	LOQ	Limit	Units	Status
B1	0.166	0.55	20	µg/kg	Pass
B2	0.89	2.97	20	µg/kg	Pass
G1	0.495	1.66	20	µg/kg	Pass
G2	0.585	1.95	20	µg/kg	Pass
Total Aflatoxins			20	µg/kg	Pass
Ochratoxin A	0.848	2.87	20	µg/kg	Pass

LOQ = Limit of Quantitation; The reported result is based on a sample weight with the applicable moisture content for that sample; Unless otherwise stated all quality control samples performed within specifications established by the Laboratory. Analyzed by LCMS, SOP 6.03 & 6.04, 16 CCR §5721

### Heavy Metals

Pass

Analyte	LOD	LOQ	Limit	Units	Status
Arsenic	0.001	0.004	0.2	µg/g	Pass
Cadmium	0.002	0.006	0.2	µg/g	Pass
Lead	0.0004	0.001	0.5	µg/g	Pass
Mercury	0.011	0.038	0.1	µg/g	Pass

LOQ = Limit of Quantitation; The reported result is based on a sample weight with the applicable moisture content for that sample; Unless otherwise stated all quality control samples performed within specifications established by the Laboratory. Analyzed by ICPMS SOP 6.06, 16 CCR § 5723



*Rkeledj*

Raquel Keledjian  
Lab Director

Confident Cannabis  
All Rights Reserved  
support@confidentcannabis.com  
(866) 506-5866  
www.confidentcannabis.com



Attest all LQC samples performed and met in accordance with 16 CCR sec. 5730. This product has been tested by PH Solutions using valid testing methodologies and a quality system as required by state law. Values reported relate only to the product tested. PH Solutions makes no claims as to the efficacy, safety or other risks associated with any detected or non-detected levels of any compounds reported herein. This Certificate shall not be reproduced except in full, without the written approval of PH Solutions. Certified by Lab Director Dr. Raquel Keledjian

## CBN 600 #3222

Lab ID: 211130-459-MH-1-12

METRC Batch: METRC Sample

Sample ID: 2112PHS1068.3618

Strain: Tinc

Matrix: Ingestible

Type: Other

Sample Size: 1oz

Produced:

Collected: 03/18/2022

Received: 03/19/2022

Completed: 03/21/2022

Batch: 3222

Producer

Clouds of Haze

### Pesticides

Pass

Analyte	LOD	LOQ	Limit	Mass	Status	Analyte	LOD	LOQ	Limit	Mass	Status
	PPM	PPM	PPM	µg/g			PPM	PPM	PPM	µg/g	
Abamectin	0.0075	0.0249	0.3000	ND	Pass	Fludioxonil	0.0090	0.0302	30.0000	ND	Pass
Acephate	0.0056	0.0187	5.0000	ND	Pass	Hexythiazox	0.0006	0.0019	2.0000	ND	Pass
Acequinocyl	0.0008	0.0025	4.0000	ND	Pass	Imazalil	0.0056	0.0188	0.0056	ND	Pass
Acetamiprid	0.0011	0.0037	5.0000	ND	Pass	Imidacloprid	0.0020	0.0067	3.0000	ND	Pass
Aldicarb	0.0040	0.0133	0.0040	ND	Pass	Kresoxim Methyl	0.0024	0.0081	1.0000	ND	Pass
Azoxystrobin	0.0006	0.0019	40.0000	ND	Pass	Malathion	0.0010	0.0034	5.0000	ND	Pass
Bifenazate	0.0005	0.0016	5.0000	ND	Pass	Metalaxyl	0.0009	0.0032	15.0000	ND	Pass
Bifenthrin	0.1911	0.6371	0.5000	ND	Pass	Methiocarb	0.0019	0.0063	0.0019	ND	Pass
Boscalid	0.0019	0.0065	10.0000	ND	Pass	Methomyl	0.0013	0.0042	0.1000	ND	Pass
Captan	0.0608	0.2027	5.0000	ND	Pass	Mevinphos	0.0117	0.0389	0.0117	ND	Pass
Carbaryl	0.0013	0.0044	0.5000	ND	Pass	Myclobutanil	0.0213	0.0709	9.0000	ND	Pass
Carbofuran	0.0069	0.0229	0.0069	ND	Pass	Naled	0.0017	0.0056	0.5000	ND	Pass
Chlorantraniliprole	0.0017	0.0058	40.0000	ND	Pass	Oxamyl	0.0007	0.0025	0.2000	ND	Pass
Chlordane	0.0324	0.1020	0.0324	ND	Pass	Pacllobutrazol	0.0015	0.0049	0.0015	ND	Pass
Chlorfenapyr	0.0108	0.0361	0.0108	ND	Pass	Parathion Methyl	0.0150	0.0500	0.0150	ND	Pass
Chlorpyrifos	0.0161	0.0538	0.0161	ND	Pass	Pentachloronitrobenzene	0.0291	0.0960	0.2000	ND	Pass
Clofentezine	0.0002	0.0008	0.5000	ND	Pass	Permethrin	0.0336	0.1120	20.0000	ND	Pass
Coumaphos	0.0034	0.0114	0.0034	ND	Pass	Phosmet	0.0035	0.0116	0.2000	ND	Pass
Cyfluthrin	0.0446	0.1486	1.0000	ND	Pass	Piperonyl Butoxide	0.0215	0.0718	8.0000	ND	Pass
Cypermethrin	0.0219	0.0729	1.0000	ND	Pass	Prallethrin	0.0224	0.0745	0.4000	ND	Pass
Daminozide	0.0015	0.0049	0.0015	ND	Pass	Propiconazole	0.0278	0.0926	20.0000	ND	Pass
Diazinon	0.0018	0.0058	0.2000	ND	Pass	Proproxur	0.0023	0.0075	0.0023	ND	Pass
Dichlorvos	0.0168	0.0561	0.0168	ND	Pass	Pyrethrins	0.0532	0.1775	1.0000	ND	Pass
Dimethoate	0.0043	0.0143	0.0043	ND	Pass	Pyridaben	0.0014	0.0048	3.0000	ND	Pass
Dimethomorph	0.0065	0.0217	20.0000	ND	Pass	Spinetoram	0.0056	0.0186	3.0000	ND	Pass
Ethoprophos	0.0023	0.0077	0.0023	ND	Pass	Spinosad	0.0011	0.0037	3.0000	ND	Pass
Etofenprox	0.0276	0.0921	0.0276	ND	Pass	Spiromesifen	0.0006	0.0021	12.0000	ND	Pass
Etoxazole	0.0003	0.0011	1.5000	ND	Pass	Spirotetramat	0.0015	0.0049	13.0000	ND	Pass
Fenhexamid	0.0108	0.0361	10.0000	ND	Pass	Spiroxamine	0.0010	0.0034	0.0010	ND	Pass
Fenoxycarb	0.0008	0.0028	0.0008	ND	Pass	Tebuconazole	0.0057	0.0189	2.0000	ND	Pass
Fenpyroximate	0.0023	0.0076	2.0000	ND	Pass	Thiacloprid	0.0002	0.0008	0.0002	ND	Pass
Fipronil	0.0079	0.0264	0.0079	ND	Pass	Thiamethoxam	0.0004	0.0014	4.5000	ND	Pass
Fonicamid	0.0048	0.0160	2.0000	ND	Pass	Trifloxystrobin	0.0032	0.0108	30.0000	ND	Pass

LOQ = Limit of Quantitation; The reported result is based on a sample weight with the applicable moisture content for that sample; Unless otherwise stated all quality control samples performed within specifications established by the Laboratory. Pesticide detection is determined by LCMS & GCMS, SOP 6.03 & 6.04, 16 CCR § 5719.



*Rkeledj*

Raquel Keledjian  
Lab Director

Confident Cannabis  
All Rights Reserved  
support@confidentcannabis.com  
(866) 506-5866  
www.confidentcannabis.com



Attest all LQC samples performed and met in accordance with 16 CCR sec. 5730. This product has been tested by PH Solutions using valid testing methodologies and a quality system as required by state law. Values reported relate only to the product tested. PH Solutions makes no claims as to the efficacy, safety or other risks associated with any detected or non-detected levels of any compounds reported herein. This Certificate shall not be reproduced except in full, without the written approval of PH Solutions. Certified by Lab Director Dr. Raquel Keledjian