



To Regulator or
Air Distributor



To Shank
or tap



Air Line
Hose

Using MFL
Tailpieces
on a
Commercial Keg
tap.

Beer Line
Hose

Hose
Clamp

Female
MFL Fitting
(1/4")

Beer Nut

MFL
Tailpiece

Beer
Washer

Hose
Clamp

Female
MFL Fitting
(3/8")

Beer Nut
(Included on
Sanke Coupler)

MFL
Tailpiece

Sanke Check
Valve
(Included on
Sanke Coupler)

Sanke Coupler
(Not included)



To Sanke
Keg



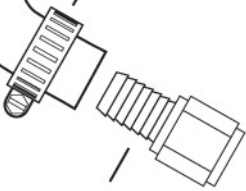
To Regulator or
Air Distributor

To Shank
or tap

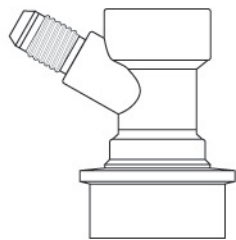


Hose
Clamp

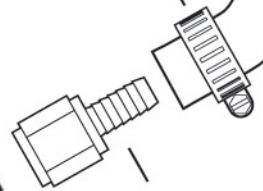
Hose
Clamp



Gas MFL
Disconnect



Liquid MFL
Disconnect



To Gas In



To Liquid Out

