



SIZE GUIDE

RINGS

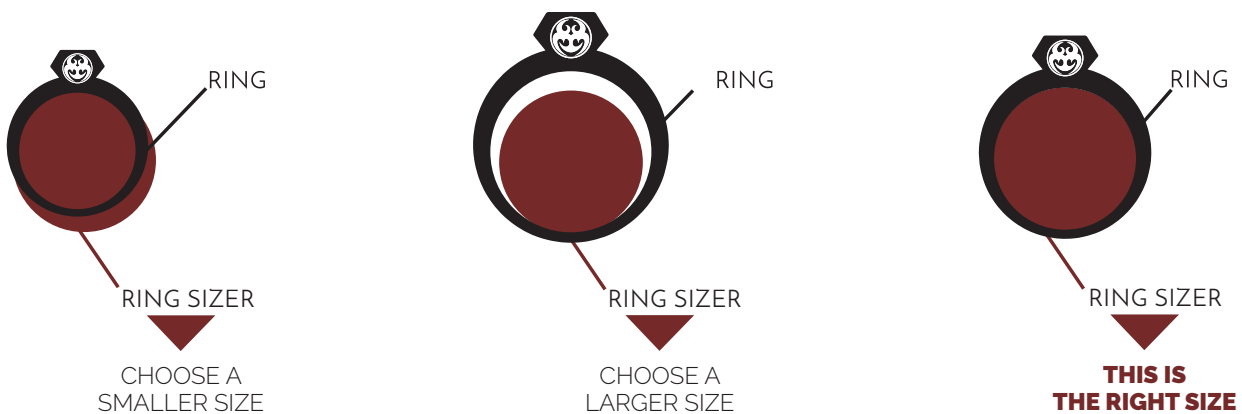
PRINTING SETTINGS

To get the best results, you will need to go to the 'printing settings' before printing and ensure that the 'page scaling' option is set to **'none'** in the print dialogue box. The *Manuel Bozzi Ring Size Chart* must be printed on a full A4 (21x29,7 cm) size page. To check that the Ring Size Chart has been printed properly, take a ruler and measure the sample below. **It should measure exactly 2 cm.**



HOW TO USE THE RING SIZE CHART

- if you have a ring that perfectly fits the finger on which the Manuel Bozzi creation will be worn, you can place it over the nearest sized circle of the *Ring Size Chart*.
- If your ring appears to be between two sizes, *Manuel Bozzi* recommends that the larger size be chosen.





















SIZE GUIDE

RINGS

RING SIZE CHART

 <p>SIZE 8</p>	 <p>SIZE 9</p>	 <p>SIZE 10</p>	 <p>SIZE 11</p>	 <p>SIZE 12</p>	 <p>SIZE 13</p>
15.29 mm	15.61 mm	15.92 mm	16.24 mm	16.56 mm	16.88 mm
 <p>SIZE 14</p>	 <p>SIZE 15</p>	 <p>SIZE 16</p>	 <p>SIZE 17</p>	 <p>SIZE 18</p>	 <p>SIZE 19</p>
17.20 mm	17.52 mm	17.83 mm	18.15 mm	18.47 mm	18.79 mm
 <p>SIZE 20</p>	 <p>SIZE 21</p>	 <p>SIZE 22</p>	 <p>SIZE 23</p>	 <p>SIZE 24</p>	 <p>SIZE 25</p>
19.11 mm	19.43 mm	19.75 mm	20.06 mm	20.38 mm	20.70 mm
 <p>SIZE 26</p>	 <p>SIZE 27</p>	 <p>SIZE 28</p>	 <p>SIZE 29</p>	 <p>SIZE 30</p>	
21.02 mm	21.34 mm	21.66 mm	21.97 mm	22.29 mm	
 <p>SIZE 31</p>	 <p>SIZE 32</p>	 <p>SIZE 33</p>			
22.61 mm	22.80 mm	23.13 mm			



SIZE GUIDE

RINGS

RING SIZE CHART

RING SIZE			FINGER CIRCUMFERENCE IN mm	DIAMETER OF RING IN mm
ITALY	EUROPE	USA & UK		
8	48	4 1/2	48	15.29
9	49	4 3/4	49	15.61
10	50	5 1/4	50	15.92
11	51	5 3/4	51	16.24
12	52	6	52	16.56
13	53	6 1/4	53	16.88
14	54	6 3/4	54	17.20
15	55	7 1/4	55	17.52
16	56	7 1/2	56	17.83
17	57	8	57	18.15
18	58	8 1/4	58	18.47
19	59	8 3/4	59	18.79
20	60	9	60	19.11
21	61	9 1/2	61	19.43
22	62	10	62	19.75
23	63	10 1/4	63	20.06
24	64	10 3/4	64	20.38
25	65	11	65	20.70
26	66	11 1/2	66	21.02
27	67	11 3/4	67	21.34
28	68	12 1/4	68	21.66
29	69	12 1/2	69	21.97
30	70	13	70	22.29
31	71	13 1/4	71	22.61
32	72	13 3/4	72	22.80
33	73	14 1/4	73	23.13



SIZE GUIDE

BRACELETS

CHOOSING THE RIGHT SIZE

With a tape measure (or a strip of paper) measures the exact circumference of your wrist then choose the appropriate size as follows:

14/15 cm	16/17 cm	18/19 cm	20/21 cm
5.5/5.9 inches	6.3/6.7 inches	7.1/7.5 inches	7.9/8.3 inches
XS	S	M	L

If your wrist measures an intermediate size (example 17,5 cm), choose the next size up (in this case M).

If your wrist is smaller than a XS or larger than a L, please contact us.

We will realize for you the bracelet of the exact size, if possible.

USE A PAPER MEASURING TAPE TO MEASURE AROUND YOUR WRIST. IF YOU DO NOT HAVE ONE, YOU CAN USE A PIECE OF STRING TO WRAP AROUND YOUR WRIST AND THEN MEASURE THE LENGHT WITH A REGOLAR RULERS.

