




FITTING MANUAL

Differential Drop Kit

Model : Ford - Ranger (Y2012 - ON)



OPTION 4WD



option4wdofficial



option.fourwd@gmail.com

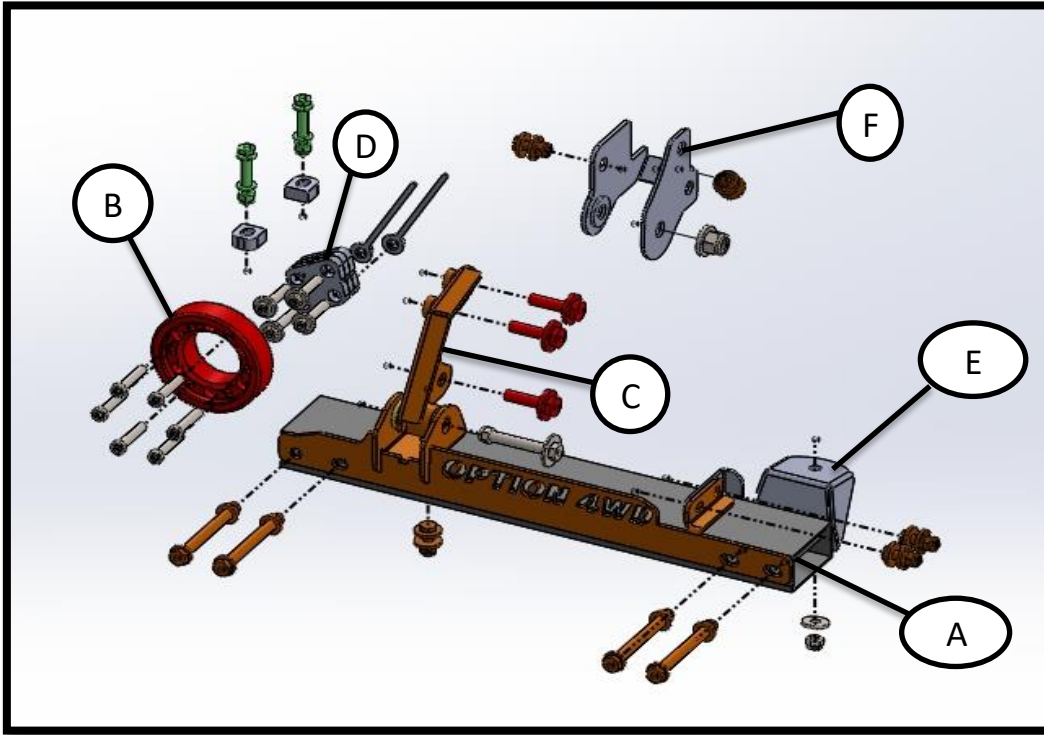


PART LISTS


PRODUCT : DRIFFERENTAIL DROP KIT

SUITE TO VEHICLE : FORD RANGER (Y2012-ON)


NO	PICTURE	Description	QTY	NOTE
1		M12x1.25x120 + WS + Hex Nut	4	
2		M8X1.25X50	6	
3		M10x1.25x55 + WS + Hex Nut	2	
4		M12x1.75x60 + WS	3	
5		M12x1.25x80 + WS + Hex Nut	1	
6		M10x1.25+20 + WS + Hex Nut	5	
7		M12x1.75x65 + WS + BK01	2	CIRCLE SINK
8		M12x1.75x65 + WS	2	CIRCLE SINK
9		Hex Nut M10X1.5 + WS Hex M16X2 + WS	1	



1 Cutting standard gear bracket.



2 Cutting gear bracket.





3 Fitting crossmember. (A)



4 Fitting spacer driveshaft. (B)


(M12x1.25x120+ws+Hex Nut)

(M8x1.25x50)





Fitting new gear beacket. (C)
(M12x1.25x80+ws+Hex Nut)
(M12x1.75x60+ws)

Fitting New gear bracket. (Top)(D)
(M12x1.75x65+ws+BK01)
(M12x1.75x65+ws)




Part List NO.7 (BK01)
(M10x1.25x55+ws+Hex Nut)

Fitting New gear bracket. (Right Side) (E)
(Should have tool for help push)
(Hex Nut+M10x1.5+WS)




Finished fitting.
New gear bracket (Right Side)



Fitting gear bracket. (Front Side)(F)
(M10x1.25x20+ws+Het Nut)




Fitting. (F)



(Hex Nut M16x20 + WS)



Recheck position of driveshaft and axel before fixtight screw all.



* The degree of axel turn to standard degree depending on How to lift up.
** Best position of axel is not more than 3" lift.

Installation ;

we recommend oursuspension kit be installed by qualified mechanic or 4WD specialist.
Product not fitted by a professional may void waranty
where installotion is the cause of the issue.

