

THE
RABBIT
COMPANY™

OVERVIEW

All products by The Rabbit Company™ are made from soft, smooth, body safe materials.

Our easy to use interface allows users to easily find the right stimulation and intensity. Get ready for sensual satisfaction that can not be matched and will have you craving for more.

THE POWER RABBIT™

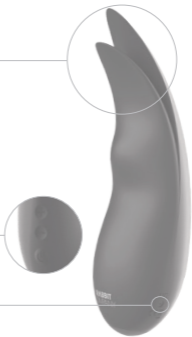


External Stimulators

Vibration Function Button

DC Charging Port

4



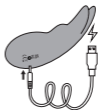
FA
w

GETTING STARTED

1. Before first use, charge your rabbit for approximately 1 hour. The USB charging cable can be plugged into any USB port or USB/AC power adapter (Not included).

- Flashing Light = Charging
- Solid Light = Fully Charged
- Rapid Flashing Light = Low battery, charge is needed


2. Wash your rabbit with soap and water, or toy cleaner suitable for use with silicone items.






FAQs can be found at
www.TheRabbitCompany.com


Email us at
customercare@TheRabbitCompany.com
for any unanswered questions

3. Lubricate your rabbit (if needed) with a water based, silicone compatible lubricant.

4. Press the  button for 3 seconds to turn the item ON.

5. To change the rabbit vibration pattern, press and release 






6. To change the vibration intensity, press and release  and 

7. Press the  button for 3 seconds again to turn OFF.



**Turning Item
ON/OFF**

CONTROLLING YOUR RABBIT

- Press the  button for 3 seconds to turn the item ON.
- Press and release  to increase vibration intensity.
- Press and release  to decrease vibration intensity.
- There are a total of 5 vibration intensities.
- To change the rabbit vibration pattern, press and release , There are a total of 6 vibration patterns.
- Press the  button for 3 seconds again to turn OFF.



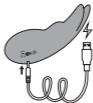
Change Vibration Intensity




Change Vibration Pattern

CHARGING

- Insert the charging plug in the designated charging area
- Flashing light indicates item is charging
- Solid light indicates item is fully charged
- Rabbits require approximately 1 hour for full charge

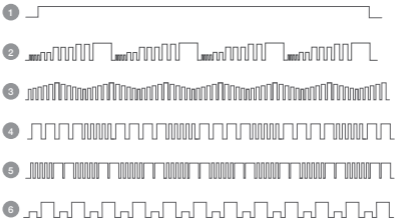


Flashing Light = Charging



Solid Light = Fully Charged

VIBRATION PATTERNS



HARE CARE™

Cleaning, Storage & Safety

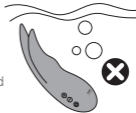
1. Always clean your Rabbit thoroughly before and after each use.
2. We recommend using a premium water-based lubricant when needed. Silicone-based lubricants are not recommended and can cause damage to the product. Never use hand cream, or massage oils as lubricants for your intimate areas.
3. To properly clean your rabbit, use a suitable silicone-compatible toy cleanser. If this is not available, wash the silicone area of your rabbit with luke-warm water and an antibacterial soap. Rinse clean and



pat dry using a lint-free cloth or towel. Do not use cleaners containing alcohol, petrol or acetone.

4. Avoid leaving your rabbit in direct sunlight and never expose it to extreme heat.

5. Splashproof Function: The rabbit is splashproof and is resistant to small amounts of liquid or splashing only, it is not submersible in water or other liquids. The rabbit is not intended for bath or shower use. Make sure to completely and thoroughly dry before storage. The device must not be submerged or be exposed to prolonged underwater exposure, this can lead to damage or failure of the product.



SPECIFICATIONS

Materials

Body Safe ABS / Silicone

Size

183x55x55 mm

Weight

295 g

Battery

Li-ion 1200 mAh

Charging

1 hour

Use Time

1 hour

Max Noise Level

<68 db

Interface

5 speed

6 modes

DISPOSAL INFORMATION

Disposal of old electronic equipment (applicable in the EU and other European countries with separate waste collection systems):

The crossed-out dustbin symbol indicates that these items should not be treated as household waste, but rather brought to the appropriate collection point for recycling electrical and electronic equipment.



RoHS



FR

**Cet appareil, ses accessoires
et cordons se recyclent**

**À DÉPOSER
EN MAGASIN**



**À DÉPOSER
EN DÉCHÈTERIE**



OU

Points de collecte sur www.quefairedemesdechets.fr

Complete user instructions in
additional languages can be
found at:

www.TheRabbitCompany.com

Designed and Developed by
The Rabbit Company™

Made in China
© The Rabbit Company™

FAQs can be found at
www.TheRabbitCompany.com

Email us at
customercare@TheRabbitCompany.com
for any unanswered questions

TheRabbitCompany.com

v1.0