

THE
RABBIT
COMPANY™

OVERVIEW

All products by The Rabbit Company™ are made from soft, smooth, body safe materials.

Our easy to use interface allows users to easily find the right stimulation and intensity. Get ready for sensual satisfaction that can not be matched and will have you craving for more.

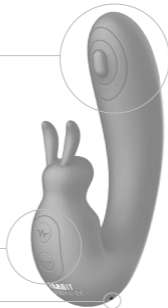
THE INTERNAL RABBIT™



External Stimulators

Vibration Function Button

DC Charging Port

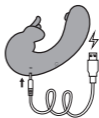


GETTING STARTED

1. Before first use, charge your rabbit for approximately 2 hours. The USB charging cable can be plugged into any USB port or USB/AC power adapter (Not included).

- Flashing Light = Charging
- Solid Light = Fully Charged
- Rapid Flashing Light = Low battery, charge is needed

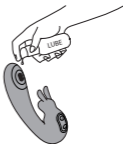
2. Wash your rabbit with soap and water, or toy cleaner suitable for use with silicone items.



FAQs can be found at
www.TheRabbitCompany.com

Email us at
customer care@TheRabbitCompany.com
for any unanswered questions

3. Lubricate your rabbit (if needed) with a water based, silicone compatible lubricant.

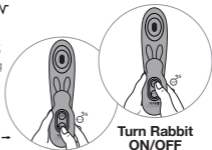


4. Press the **↔** button for 3 seconds to turn the rabbit ON/OFF.

5. To change the rabbit vibration pattern, press and release **↔**

6. Press the **↔** button for 3 seconds to turn the flapping function ON/OFF.

7. To change the flapping pattern, press and release **↔**



**Turn Flapping
ON/OFF**

**Turn Rabbit
ON/OFF**

CONTROLLING YOUR RABBIT

- Press the **↖** button for 3 seconds to turn the rabbit ON/OFF.
- To change the rabbit vibration pattern, press and release **↖**
- Press the **↔** button for 3 seconds to turn the flapping function ON/OFF.
- To change the flapping pattern, press and release **↔**



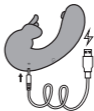
Change Vibration Pattern



Change Flapping Pattern

CHARGING

- Insert the charging plug in the designated charging area
- Flashing light indicates item is charging
- Solid light indicates item is fully charged
- Rabbits require approximately 2 hours for full charge

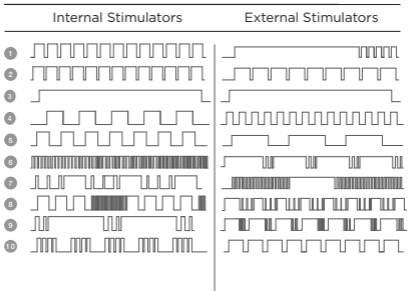


Flashing Light = Charging



Solid Light = Fully Charged

VIBRATING MODES



HARE CARE™

Cleaning, Storage & Safety

1. Always clean your Rabbit thoroughly before and after each use.
2. We recommend using a premium water-based lubricant when needed. Silicone-based lubricants are not recommended and can cause damage to the product. Never use hand cream, or massage oils as lubricants for your intimate areas.
3. To properly clean your rabbit, use a suitable silicone-compatible toy cleanser. If this is not available, wash the silicone area of your rabbit with luke-warm water and an antibacterial soap. Rinse clean and



pat dry using a lint-free cloth or towel. Do not use cleaners containing alcohol, petrol or acetone.

4. Avoid leaving your rabbit in direct sunlight and never expose it to extreme heat.

5. Splashproof Function: The rabbit is splashproof and is resistant to small amounts of liquid or splashing only, it is not submersible in water or other liquids. The rabbit is not intended for bath or shower use. Make sure to completely and thoroughly dry before storage. The device must not be submerged or be exposed to prolonged underwater exposure, this can lead to damage or failure of the product.



SPECIFICATIONS

Materials

Body Safe ABS / Silicone

Size

148x23x92 mm

Weight

155 g

Battery

Li-ion 420 mAh

Charging

2 hours

Use Time

1 hour

Max Noise Level

<68 db

Interface

10 flapping modes

10 vibrating modes

DISPOSAL INFORMATION

Disposal of old electronic equipment (applicable in the EU and other European countries with separate waste collection systems):

The crossed-out dustbin symbol indicates that these items should not be treated as household waste, but rather brought to the appropriate collection point for recycling electrical and electronic equipment.



RoHS



FR

**Cet appareil, ses accessoires
et cordons se recyclent**

**À DÉPOSER
EN MAGASIN**



**À DÉPOSER
EN DÉCHÈTERIE**



OU

Points de collecte sur www.quefairedemesdechets.fr

Complete user instructions in
additional languages can be
found at:

www.TheRabbitCompany.com

Designed and Developed by
The Rabbit Company™

Made in China
© The Rabbit Company™

FAQs can be found at
www.TheRabbitCompany.com

Email us at
customercare@TheRabbitCompany.com
for any unanswered questions

TheRabbitCompany.com

v1.0