

THE **RABBIT**
COMPANY



BUTTERFLY
COLLECTION

OVERVIEW

All products by **The Rabbit Company™** are made from soft, smooth, body safe materials.

Our easy to use interface allows users to easily find the right stimulation and intensity. Get ready for sensual satisfaction that can not be matched and will have you craving for more.

COME HITHER BUTTERFLY G-KISS VIBE



Internal Stimulator



External Stimulator



Control/
LED Indicator



DC
Charging
Port

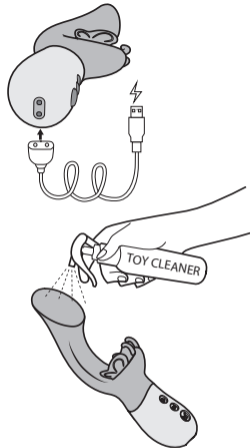


GETTING STARTED

1. Before first use, charge your butterfly vibe for approximately 2 hours. The USB charging cable can be plugged into any USB port or USB / AC power adapter (not included).

- Flashing Light = Charging
- Solid Light = Fully Charged
- Rapid Flashing Light = Low battery, charge is needed

2. Wash your butterfly vibe with soap and water, or toy cleaner suitable for use with silicone items.






FAQs can be found at
www.TheRabbitCompany.com





Email us at
customercare@TheRabbitCompany.com
for any unanswered questions

3. Lubricate your butterfly vibe (if needed) with a water based, silicone compatible lubricant.

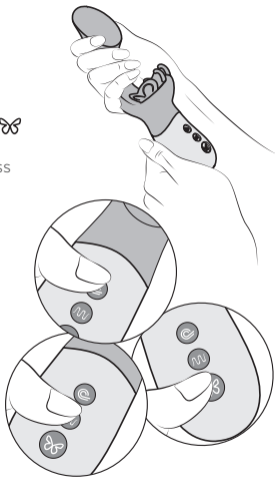
4. Turn ON your butterfly vibe by pressing 

5. To change the mode in the butterfly press and release  depending on the model. Once OFF, a single push of  will turn the vibration back ON.

6. Press and release  to decrease “come hither motion” speed. Once OFF, a single push of  will turn the vibration back ON.

7. Holding  /  for 3 seconds will turn OFF the butterfly vibrator / independent shaft. Pressing and releasing  /  will turn it back ON.

8. To power OFF your butterfly vibe press the  button.




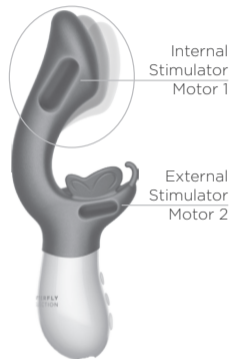
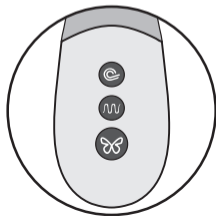
CONTROLLING YOUR BUTTERFLY VIBE

• To turn the item ON / OFF press and release 

• Press and release  to decrease “come hither motion” speed.

• To change the mode in the butterfly press and release  depending on the model.

• Holding  /  for 3 seconds will turn OFF the butterfly vibrator / independent shaft. Pressing and releasing  /  will turn it back ON.



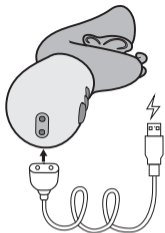
CHARGING

- Attach the magnetic charging plug to the designated charging area on the base of the product.

- Flashing light indicates item is charging

- Solid light indicates item is fully charged

- Butterfly vibe require approximately **2** hours for full charge



Flashing light = Charging



Solid light = Fully Charged



TRAVEL LOCK

- All butterfly items include travel lock for safe and convenient travel

- While the butterfly vibe is powered OFF, simultaneously press and hold the **W** and **C** buttons for 3 seconds. Flashing light will indicate the item is locked

- To unlock simply press and hold the **W** and **C** again for 3 seconds. Flashing light will indicate lock is disabled

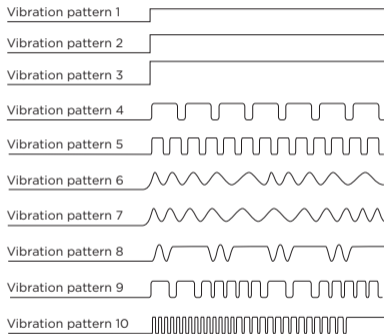


VIBRATION PATTERNS

Internal Stimulators

- 1. Low 
- 2. Speed II 
- 3. Speed III 

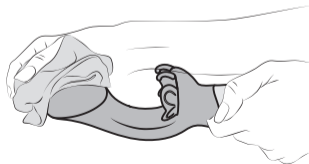
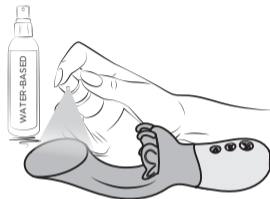
External Stimulators



HARE CARE™

Cleaning, Storage & Safety


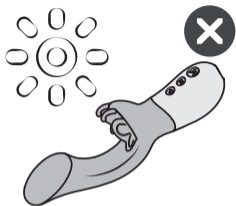
1. Always clean your butterfly vibe thoroughly before and after each use.
2. We recommend using a premium water-based lubricant when needed. Silicone-based lubricants are not recommended and can cause damage to the product. Never use hand cream, or massage oils as lubricants for your intimate areas.
3. To properly clean your butterfly vibe, use a suitable silicone-compatible toy cleanser. If this is not available, wash the silicone area of your butterfly vibe with luke-warm water and an antibacterial soap. Rinse clean and pat dry using a lint-free cloth or towel. Do not use cleaners containing alcohol, petrol or acetone.



4. Avoid leaving your butterfly vibe in direct sunlight and never expose it to extreme heat.

5. Our products are designed to be splash-proof. Never immerse your butterfly vibe in water.

If your butterfly vibe appears to function abnormally, turn OFF and consult our customer care section on TheRabbitCompany.com where you will find help tips. Should you require further assistance please contact: customercare@TheRabbitCompany.com



SPECIFICATIONS

Materials

Silicone

Size

40 x 40 x 193 mm

Weight

155 g

Battery

Li-ion 750 mAh

Charging

2 hours

Use Time

1 hour

Max Noise Level

<68 db

Interface

10 vibration patterns

DISPOSAL INFORMATION

Disposal of old electronic equipment (applicable in the EU and other European countries with separate waste collection systems):

The crossed-out dustbin symbol indicates that these items should not be treated as household waste, but rather brought to the appropriate collection point for recycling electrical and electronic equipment.



RoHS



Complete user instructions in additional languages can be found at:

www.TheRabbitCompany.com

Designed and Developed by
The Rabbit Company™

Made in China
© The Rabbit Company™

FAQs can be found at
www.TheRabbitCompany.com

Email us at
customercare@TheRabbitCompany.com
for any unanswered questions

TheRabbitCompany.com