

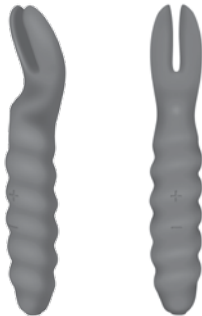
THE
RABBIT
COMPANY™

OVERVIEW

All products by The Rabbit Company™ are made from soft, smooth, body safe materials.

Our easy to use interface allows users to easily find the right stimulation and intensity. Get ready for sensual satisfaction that can not be matched and will have you craving for more.

The Rabbit Ears™

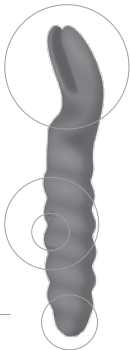


External Stimulator

Control

LED Indicator

DC Charging Port

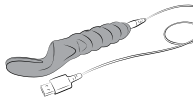


GETTING STARTED

1. Before first use, charge your rabbit for approximately 2 hours. The USB charging cable can be plugged into any USB port or USB/AC power adapter (not included).

- Flashing Light = Charging
- Solid Light = Fully Charged
- Rapid Flashing Light = Low battery, charge is needed

• Wash your rabbit with soap and water, or toy cleaner suitable for use with silicone items.

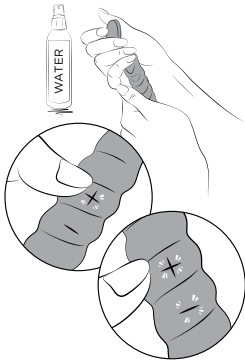


3. Lubricate your rabbit (if needed) with a water based, silicone compatible lubricant.

4. Turn ON your rabbit by pressing +

5. To change the vibration intensity, press and release + and -

6. After the vibration is in the lowest level, press and hold - button for 3 seconds, to turn it off.



CONTROLLING YOUR RABBIT

- To turn the item ON press and hold +
- Press and release + to increase vibration intensity
- Press and release - to decrease vibration intensity
- After the vibration is in the lowest level, press and hold - button for 3 seconds, to turn it off.



CHARGING

- Insert the charging plug into the designated charging area

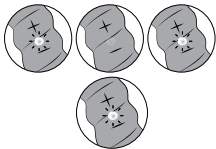
- Flashing light indicates item is charging

- Solid light indicates item is fully charged

- Rabbits require approximately **1.5** hours for full charge



Flashing Light = Charging



Solid Light = Fully Charged

TRAVEL LOCK

- All rabbit items include travel lock for safe and convenient travel

- While the rabbit is powered OFF, simultaneously press and hold the **+** and **-** buttons for 3 seconds. Flashing light will indicate the item is locked.

- To unlock simply press and hold the **+** and **-** again for 3 seconds. Flashing light will indicate lock is disabled.



VIBRATING SPEEDS

1. Low



2. Speed II



3. Speed III



4. Speed IV



5. Speed V



VIBRATING SPEEDS

6. Speed VI



7. Speed VII



8. Speed VIII



9. Speed IX



10. Maximum



1. Always clean your Rabbit thoroughly before and after each use.

2. We recommend using a premium water-based lubricant when needed. Silicone-based lubricants are not recommended and can cause damage to the product. Never use hand cream, or massage oils as lubricants for your intimate areas.

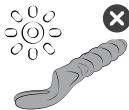
3. To properly clean your rabbit, use a suitable silicone-compatible toy cleanser. If this is not available, wash the silicone area of your rabbit with luke-warm water and an



antibacterial soap. Rinse clean and pat dry using a lint-free cloth or towel. Do not use cleaners containing alcohol, petrol or acetone.

4. Avoid leaving your rabbit in direct sunlight and never expose it to extreme heat.

5. Waterproof function: The rabbit is not intended for extended or excessive submersion. After use in the bath or the shower, make sure to completely and thoroughly dry before storage. For best product performance, limit bathtub use to 15 minutes. Excessive or prolonged underwater exposure can lead to damage or failure of the product.



SPECIFICATIONS

Materials Body Safe Abs / Silicone

Charging 1.5 hours

Size 149 x 26.1 x 31.6 mm

Use Time 1 hour

Weight 50 g

Max Noise Level <75 db

Battery Li-ion 150 mAh

Interface 2 button interface
10 modes

DISPOSAL INFORMATION

Disposal of old electronic equipment (applicable in the EU and other European countries with separate waste collection systems):

The crossed-out dustbin symbol indicates that these items should not be treated as household waste, but rather brought to the appropriate collection point for recycling electrical and electronic equipment.



RoHS
2002/95/EC



Complete user instructions in additional languages can be found at:

www.TheRabbitCompany.com

Designed and Developed by
The Rabbit Company™

Made in China
© The Rabbit Company™

FAQs can be found at
www.TheRabbitCompany.com

Email us at
customercare@TheRabbitCompany.com
for any unanswered questions

TheRabbitCompany.com