



Desk Mount Rotary Panel RF Remote Controller

Model No.: RK1, RK2, RK3

Rotary dimming/1-3 color/Wireless remote 30m distance/CR2032 battery



RK1
1 Zone Dimming



RK2
1 Zone CCT



RK3
1 Zone RGB

CE RoHS LVD RED

Features

- Apply to single color, dual color or RGB LED controller.
- Rotate knob to change RGB color, color temperature or brightness, support long press or twice click operation.
- Each remote can match one or more receiver.
- CR2032 battery powered.
- Desk mount, removeable anywhere easily.

Technical Parameters

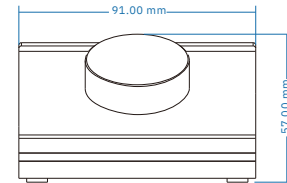
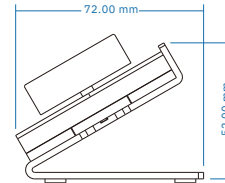
Input and Output	
Output signal	RF(2.4GHz)
Working voltage	3VDC(CR2032)
Working current	<5mA
Standby current	<10μA
Standby time	1 year
Remote distance	30m(Barrier-free space)

Environment	
Operation temperature	Ta: -30OC ~ +55OC
IP rating	IP20

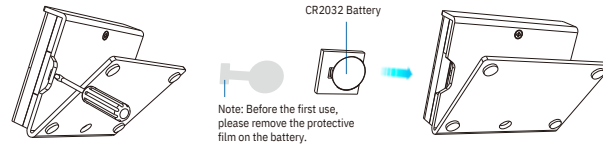
Safety and EMC	
EMC standard (EMC)	ETSI EN 301 489-1 V2.2.3 ETSI EN 301 489-17 V3.2.4
Safety standard(LVD)	EN 62368-1:2020+A11:2020
Radio Equipment(RED)	ETSI EN 300 328 V2.2.2
Certification	CE,EMC,LVD,RED

Warranty	
Warranty	5 years

Weight	
Net weight	61g
Gross weight	118g



Replace battery:



Match Remote Control (two match ways)

End user can choose the suitable match/delete ways. Two options are offered for selection:

Use the controller's Match key

Match:

Short press match key, immediately push the knob.
The LED indicator fast flash a few times means match is successful.

Delete:

Press and hold match key for 5s to delete all match,
The LED indicator fast flash a few times means all matched remotes were deleted.

Use Power Restart

Match:

Switch off the power, then switch on power, repeat again.
Immediately push the knob 3 times.
The light blinks 3 times means match is successful.

Delete:

Switch off the power, then switch on power, repeat again.
Immediately push the knob 5 times.
The light blinks 5 times means all matched remotes were deleted.

Knob function



RK1 Single color dimming remote

- Push: Turn on or off light.

After turn on light:

- Rotate: Rotate knob to adjust brightness (2.5 turns, 50 levels).
- Long push (1-6s): Continuous 256 levels brightness adjustment.



RK2 Color temperature remote

- Push: Turn on or off light.

After turn on light:

- Rotate: Rotate knob to change color temperature or brightness (2.5 turns, 50 levels).
- Push twice: Switch between color temperature or brightness adjustment.
- Long push (1-6s): Continuous 256 levels brightness adjustment.



RK3 RGB remote

- Push: Turn on or off light.

After turn on light:

- Rotate: Rotate knob to change RGB color (3 turns, 60 colors) or brightness (2.5 turns, 50 levels).
- Push twice: Switch between RGB color or brightness adjustment.
- Long push (1-6s): Continuous 256 levels brightness adjustment.

Safety information

1. Read all instructions carefully before you begin this installation.
2. When installing battery, pay attention to the battery positive and negative polarity.
A long time without the remote control, remove the battery.
When remote distance becomes smaller and insensitive, replace the battery.
3. If no response from the receiver, please re-match the remote.
4. Gently handle remote, beware of falling.
5. For indoor and dry location use only.