

# Flauti Pendant

FLPE

CE IP20 UK CA

## Materials

Hand blown Murano glass and hand finished or electroplated brass.

## Weight incl. canopy

~1.5 kg

## Power Input

220-240V 50-60Hz

## Light Source (included)

Proprietary Softspot75 LED,  
9W, 380 Lumens, 2700K warm white. CRI>95.  
75% downwards and 25% upwards



FLAUTI PENDANT 01

## CONFIGURATION


### STEP 1 - CHOOSE MODEL

MODEL (UNIT: CM)

<p>flex cable</p> <p>58</p> <p>16</p>	<p><b>01 AMETHYST</b></p> <p>Min. Drop Height: 63 cm</p> <p>Amethyst dome, Amethyst bead, Coral filigree pebble, Amethyst olive, Amber rigadin storto batton.</p>	<p>flex cable</p> <p>65</p> <p>13</p>	<p><b>02 AMETHYST</b></p> <p>Min. Drop Height: 70 cm</p> <p>Amethyst capsule with balloton, Grey pyramid with bollicine, Aquamarine batton.</p>	<p>flex cable</p> <p>58</p> <p>16</p>	<p><b>45 ROSE</b></p> <p>Min. Drop Height: 63 cm</p> <p>Rose dome, Grey bead, Amber olive, Grey rigadin storto batton.</p>	<p>flex cable</p> <p>65</p> <p>13</p>	<p><b>06 ROSE</b></p> <p>Min. Drop Height: 70 cm</p> <p>Rose balloton capsule, Grey bollicine pyramid, Amethyst bead.</p>
<p>flex cable</p> <p>58</p> <p>16</p>	<p><b>07 CRYSTAL</b></p> <p>Min. Drop Height: 63 cm</p> <p>Crystal balloton dome, Amethyst bead, Grey pebble, Rose rigadin storto batton.</p>	<p>flex cable</p> <p>58</p> <p>16</p>	<p><b>08 GREY</b></p> <p>Min. Drop Height: 63 cm</p> <p>Grey dome, Grey bollicine pyramid, Rose bead, Grey rigadin storto batton.</p>	<p>flex cable</p> <p>67</p> <p>14</p>	<p><b>10 AMBER</b></p> <p>Min. Drop Height: 72 cm</p> <p>Amber cappe bell, Green bead, Green disc, Amber olive, Aquamarine batton.</p>	<p>flex cable</p> <p>58</p> <p>16</p>	<p><b>11 GREY</b></p> <p>Min. Drop Height: 63 cm</p> <p>Green dome, Blue pyramid, Green bead, Aquamarine batton.</p>
<p>flex cable</p> <p>58</p> <p>16</p>	<p><b>12 AQUAMARINE</b></p> <p>Min. Drop Height: 63 cm</p> <p>Aquamarine balloton dome, Aquamarine pebble, Grey olive, Aquamarine batton.</p>	<p>flex cable</p> <p>67</p> <p>14</p>	<p><b>30 AMBER</b></p> <p>Min. Drop Height: 72 cm</p> <p>Amber cappe bell, Green disc, Amber olive, Amethyst batton.</p>				

STEP 2 - CHOOSE YOUR METAL FINISH

METAL FINISH



STEP 3 - CHOOSE YOUR SUSPENSION TYPE

SUSPENSION TYPE



STEP 4 - CHOOSE YOUR CANOPY AND DRIVER

CANOPY + DRIVER

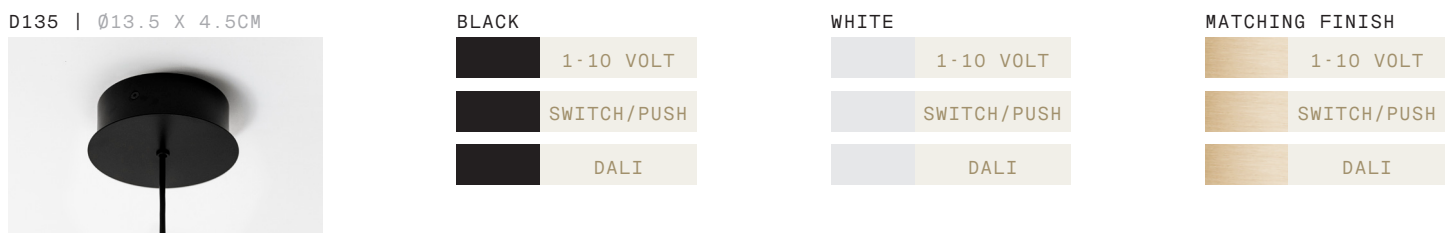
+ STANDARD BUILTIN PHASECUT DRIVER

A. We provide a D95 canopy with a builtin LED driver with **phasecut dimming** as standard. This dimming and canopy combination is available in the following finishes:



+ OTHER BUILTIN DRIVERS AVAILABLE ON REQUEST

B. We can also provide builtin LED drivers with **1-10 Volt, Switch / Push or DALI** dimming, if required by your electrician. These drivers are larger and require a D135 canopy. These dimming and canopy combinations are available in the following finishes:







**+ REMOTE DRIVERS AVAILABLE ON REQUEST**

B. If your electrician can wire the LED Drivers remotely (rather than builtin to the canopy) we can provide a D70 canopy for solid ceilings or D50 for false ceilings. These dimming and canopy combinations are available in the following finishes:





D70 | Ø7 X 2CM







**BLACK**

	PHASECUT
	1-10 VOLT
	SWITCH/PUSH
	DALI

**WHITE**

	PHASECUT
	1-10 VOLT
	SWITCH/PUSH
	DALI





**MATCHING FINISH**

	PHASECUT
	1-10 VOLT
	SWITCH/PUSH
	DALI





D50 | Ø5 X 0.7CM



**BLACK**

	PHASECUT
	1-10 VOLT
	SWITCH/PUSH
	DALI

**WHITE**

	PHASECUT
	1-10 VOLT
	SWITCH/PUSH
	DALI