

Flauti Chandelier Linear 31

FLCHLN31

CE IP20 UK
CA

Materials

Hand blown Murano glass and hand finished or electroplated brass.

Weight incl. canopy

~13 kg

Power Input

220-240V 50-60Hz

Light Source (included)

3 Proprietary Softspot75 LEDs, 27W, 1140 Lumens, 2700K warm white. CRI>95.
75% downwards and 25% upwards



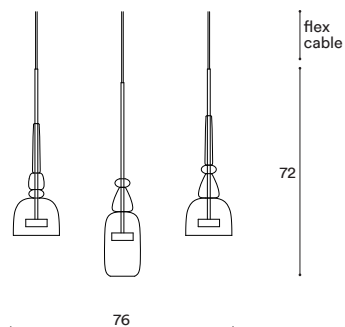
FLAUTI CHANDELIER LINEAR 31

CONFIGURATION

STEP 1 - CHOOSE YOUR METAL FINISH




SIZE (UNIT: CM)



STEP 2 - CHOOSE YOUR SUSPENSION TYPE

SUSPENSION TYPE




Black Fabric Flex Cable

Drop height adjustable on site:

4M

10M



White Fabric Flex Cable

Drop height adjustable on site:

4M

10M



Metal tube

Specify your Drop height in cm to our sales team.
No cable showing
Not adjustable on site
Min. Drop H.: 77 cm

MADE TO ORDER

+ STANDARD BUILTIN PHASECUT DRIVER

A. We provide a L900 canopy with a builtin LED driver with **phasecut dimming** as standard. This dimming and canopy combination is available in the following finishes:

L900 | 90 X 18 X H4.5CM



WHITE



MATCHING FINISH



*Custom Canopy Colour (RAL Classic) available on request

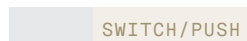
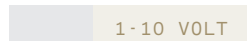
+ OTHER BUILTIN DRIVERS AVAILABLE ON REQUEST

B. We can also provide builtin LED drivers with **1-10 Volt, Switch / Push or DALI** dimming, if required by your electrician. These dimming and canopy combinations are available in the following finishes:

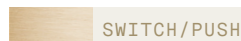
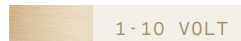
L900 | 90 X 18 X H4.5CM



WHITE




MATCHING FINISH



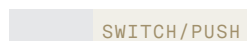

+ REMOTE DRIVERS AVAILABLE ON REQUEST

B. If your electrician can wire the LED Drivers remotely (rather than builtin to the canopy) we can provide them. These dimming and canopy combinations are available in the following finishes:

L900 | 90 X 18 X H4.5CM



WHITE



MATCHING FINISH



Flauti Chandelier Linear 32

FLCHLN32

CE IP20 UK CA

Materials

Hand blown Murano glass and hand finished or electroplated brass.

Weight incl. canopy

~13 kg

Power Input

220-240V 50-60Hz

Light Source (included)

3 Proprietary Softspot75 LEDs, 27W, 1140 Lumens, 2700K warm white. CRI>95. 75% downwards and 25% upwards



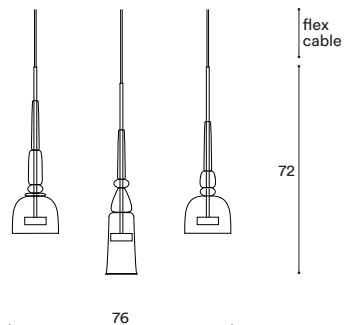
FLAUTI CHANDELIER LINEAR 32

CONFIGURATION

STEP 1 - CHOOSE YOUR METAL FINISH



SIZE (UNIT: CM)



STEP 2 - CHOOSE YOUR SUSPENSION TYPE

SUSPENSION TYPE




Black Fabric Flex Cable

Drop height adjustable on site:

4M

10M



White Fabric Flex Cable

Drop height adjustable on site:

4M

10M



Metal tube

Specify your Drop height in cm to our sales team. No cable showing Not adjustable on site Min. Drop H.: 77 cm

MADE TO ORDER

+ STANDARD BUILTIN PHASECUT DRIVER

A. We provide a L900 canopy with a builtin LED driver with **phasecut dimming** as standard. This dimming and canopy combination is available in the following finishes:

L900 | 90 X 18 X H4.5CM



WHITE



MATCHING FINISH



*Custom Canopy Colour (RAL Classic) available on request

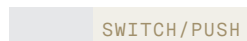
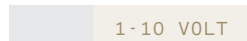
+ OTHER BUILTIN DRIVERS AVAILABLE ON REQUEST

B. We can also provide builtin LED drivers with **1-10 Volt, Switch / Push or DALI** dimming, if required by your electrician. These dimming and canopy combinations are available in the following finishes:

L900 | 90 X 18 X H4.5CM



WHITE




MATCHING FINISH



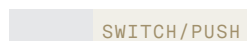

+ REMOTE DRIVERS AVAILABLE ON REQUEST

B. If your electrician can wire the LED Drivers remotely (rather than builtin to the canopy) we can provide them. These dimming and canopy combinations are available in the following finishes:


L900 | 90 X 18 X H4.5CM



WHITE



MATCHING FINISH



Flauti Chandelier Zigzag 51

FLCHZZ51

CE IP20 UK CA

Materials

Hand blown Murano glass and hand finished or electroplated brass.

Weight incl. canopy

~19 kg

Power Input

220-240V 50-60Hz

Light Source (included)

5 Proprietary Softspot75 LEDs, 45W, 1900 Lumens, 2700K warm white. CRI>95.
75% downwards and 25% upwards



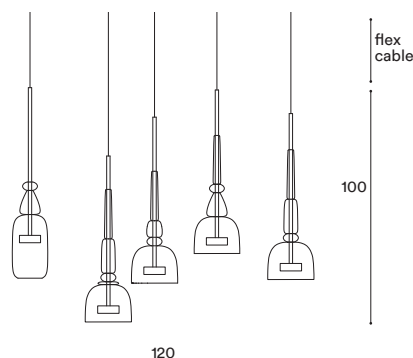
FLAUTI CHANDELIER ZIGZAG 51

CONFIGURATION

STEP 1 - CHOOSE YOUR METAL FINISH



SIZE (UNIT: CM)



STEP 2 - CHOOSE YOUR SUSPENSION TYPE

SUSPENSION TYPE




Black Fabric Flex Cable

Drop height adjustable on site:

4M

10M



White Fabric Flex Cable

Drop height adjustable on site:

4M

10M



Metal tube


Specify your Drop height in cm to our sales team.
No cable showing
Not adjustable on site
Min. Drop H.: 105 cm

MADE TO ORDER

+ STANDARD BUILTIN PHASECUT DRIVER

A. We provide a L1200 canopy with a builtin LED driver with **phasecut dimming** as standard. This dimming and canopy combination is available in the following finishes:

L1200 | 120 X 23 X H4.5CM



WHITE



MATCHING FINISH



*Custom Canopy Colour (RAL Classic) available on request


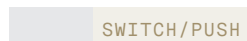
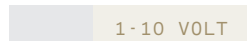
+ OTHER BUILTIN DRIVERS AVAILABLE ON REQUEST

B. We can also provide builtin LED drivers with **1-10 Volt, Switch / Push or DALI** dimming, if required by your electrician. These dimming and canopy combinations are available in the following finishes:

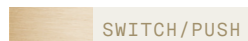
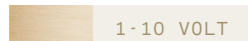
L1200 | 120 X 23 X H4.5CM



WHITE



MATCHING FINISH




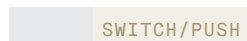
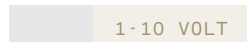
+ REMOTE DRIVERS AVAILABLE ON REQUEST

B. If your electrician can wire the LED Drivers remotely (rather than builtin to the canopy) we can provide them. These dimming and canopy combinations are available in the following finishes:


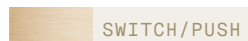

L1200 | 120 X 23 X H4.5CM



WHITE



MATCHING FINISH



Flauti Chandelier Zigzag 71

FLCHZZ71

CE IP20 UK
CA

Materials

Hand blown Murano glass and hand finished or electroplated brass.

Weight incl. canopy

~30.5 kg

Power Input

220-240V 50-60Hz

Light Source (included)

7 Proprietary Softspot75 LEDs, 63W, 2660 Lumens, 2700K warm white. CRI>95.
75% downwards and 25% upwards



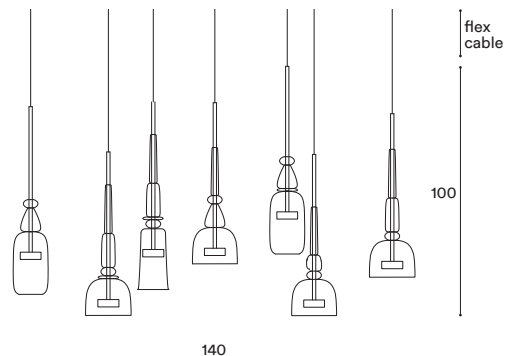
FLAUTI CHANDELIER ZIGZAG 71

CONFIGURATION

STEP 1 - CHOOSE YOUR METAL FINISH



SIZE (UNIT: CM)



STEP 2 - CHOOSE YOUR SUSPENSION TYPE

SUSPENSION TYPE



Black Fabric Flex Cable

Drop height adjustable on site:

4M

10M



White Fabric Flex Cable

Drop height adjustable on site:

4M

10M



Metal tube


Specify your Drop height in cm to our sales team.
No cable showing
Not adjustable on site
Min. Drop H.: 105 cm

MADE TO ORDER

+ STANDARD BUILTIN PHASECUT DRIVER

A. We provide a L1380 canopy with a builtin LED driver with **phasecut dimming** as standard. This dimming and canopy combination is available in the following finishes:

L1380 | 138 X 36 X H4.5CM



WHITE



MATCHING FINISH



*Custom Canopy Colour (RAL Classic) available on request


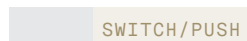
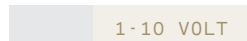
+ OTHER BUILTIN DRIVERS AVAILABLE ON REQUEST

B. We can also provide builtin LED drivers with **1-10 Volt, Switch / Push or DALI** dimming, if required by your electrician. These dimming and canopy combinations are available in the following finishes:


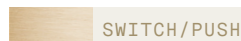
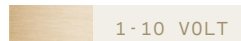
L1380 | 138 X 36 X H4.5CM



WHITE




MATCHING FINISH




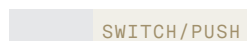

+ REMOTE DRIVERS AVAILABLE ON REQUEST

B. If your electrician can wire the LED Drivers remotely (rather than builtin to the canopy) we can provide them. These dimming and canopy combinations are available in the following finishes:

L1380 | 138 X 36 X H4.5CM



WHITE



MATCHING FINISH

