

Bolle Chandelier Linear 14 Bubbles

BTCHLN14

CE IP20 UK
CA

Materials

Hand blown transparent borosilicate glass and hand finished or electroplated brass.

Weight incl. canopy

~14 kg

Power Input

220-240V 50-60Hz

Light Source (included)

3 Proprietary Softspot75 LEDs,
27W, 1140 Lumens, 2700K warm white. CRI>95.
75% downwards and 25% upwards



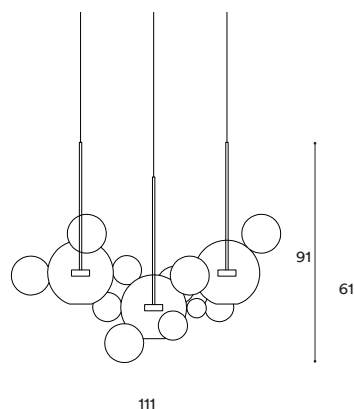
BOLLE CHANDELIER LINEAR 14 BUBBLES

CONFIGURATION

STEP 1 - CHOOSE YOUR METAL FINISH



SIZE (UNIT: CM)



STEP 2 - CHOOSE YOUR SUSPENSION TYPE

SUSPENSION TYPE




Black Fabric Flex Cable

Drop height adjustable on site:

4M

10M



White Fabric Flex Cable

Drop height adjustable on site:

4M

10M



Metal tube

Specify your Drop height in cm to our sales team.
No cable showing
Not adjustable on site
Min. Drop H.: 72 cm

MADE TO ORDER

+ STANDARD BUILTIN PHASECUT DRIVER

A. We provide a L900 canopy with a builtin LED driver with **phasecut dimming** as standard. This dimming and canopy combination is available in the following finishes:

L900 | 90 X 18 X H4.5CM



WHITE



MATCHING FINISH



*Custom Canopy Colour (RAL Classic) available on request

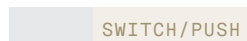
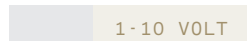
+ OTHER BUILTIN DRIVERS AVAILABLE ON REQUEST

B. We can also provide builtin LED drivers with **1-10 Volt, Switch / Push or DALI** dimming, if required by your electrician. These dimming and canopy combinations are available in the following finishes:

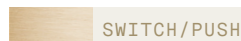
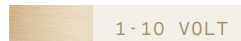
L900 | 90 X 18 X H4.5CM



WHITE




MATCHING FINISH



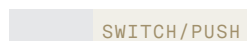

+ REMOTE DRIVERS AVAILABLE ON REQUEST

B. If your electrician can wire the LED Drivers remotely (rather than builtin to the canopy) we can provide them. These dimming and canopy combinations are available in the following finishes:

L900 | 90 X 18 X H4.5CM



WHITE



MATCHING FINISH

