



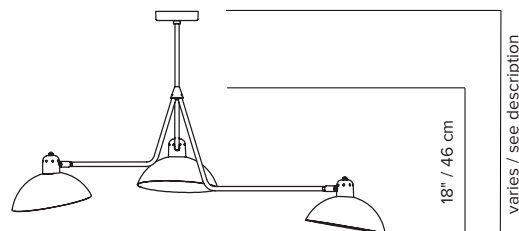
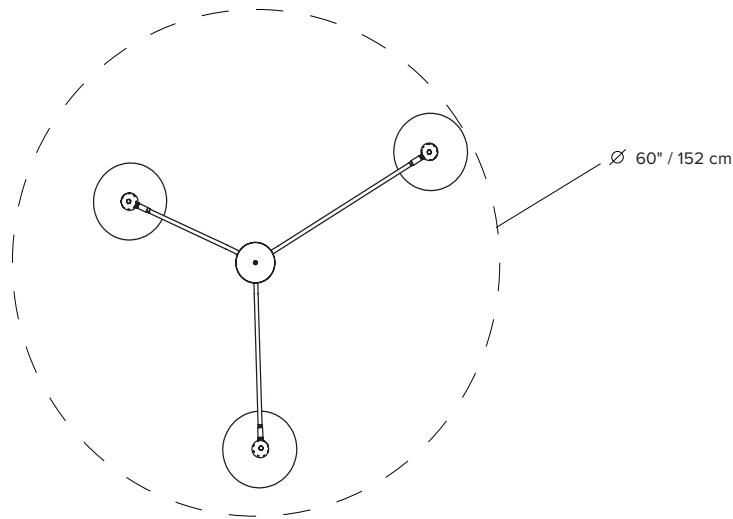





WALDORF SUSPENSION TRIPLE

The main feature of the Waldorf Collection combines an open hemispherical shade with a cylindrical socket cover. This composite shade is deployed in suspension and wall-mounted configurations with natural brass and powder coated rods. Swivelling shades and other moving parts add functional flexibility to the crisp, streamlined forms of this collection.

- type:** suspension
- construction:** powder coated aluminium body
brass hardware
powder coated steel and aluminium shade
milk glass globes
- specifications:** source: LED lamp provided (G9 base)
power consumption: 3x 4.5W
lumen output: 400lm
colour temperature: 2700K included
* 3000K available upon request
colour rendering index: 80 CRI standard
* ≥ 90 CRI upon request
expected lifetime: ≥ 25 000h
- control:** refer to our recommended list of dimmer models
- total length:**
- | | | | | | |
|-------|-------|-------|-------|--------|--------|
| 24" | 28" | 32" | 36" | 42" | 54" |
| 61 cm | 71 cm | 81 cm | 91 cm | 107 cm | 137 cm |
- weight:** 5.1 lb / 2.3 kg
- certifications:**     IP20
- warranty:** 2 years



 G60 Ø ±2" / 6 cm

ORDER GUIDE: SKU

COLLECTION	MODEL	FINISH (shade, body, canopy) + HARDWARE	HEIGHT
WAL waldorf	07	BKBR black, brass	A 24" / 61 cm
		BKGR black, graphite	B 28" / 71 cm
		WHBR white, brass	C 32" / 81 cm
			D 36" / 91 cm
			E 42" / 107 cm
			F 54" / 137 cm
			V custom
WAL	07	BKBR	A = WAL07BKBRA example

FINISH



brass



graphite

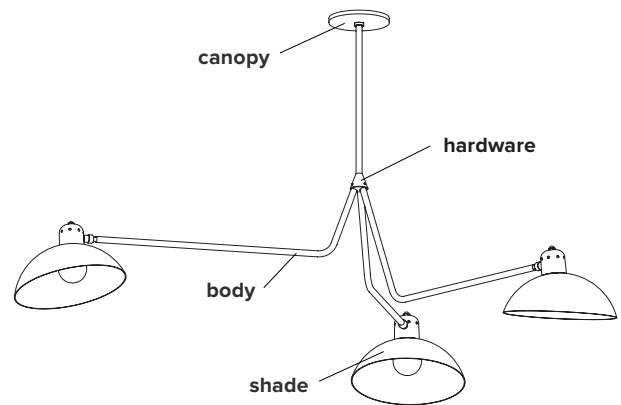
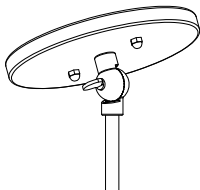


flat white



flat black

CANOPY swivel option for slanted ceiling



NOTES:

- must be installed by an electrician
- shades only available in black or white, not brass
- not protected against liquids (refer to IP20)
- additional charges for modifications or for special orders
- please refer to maintenance sheet on website for cleaning instructions

DIMMER SPECIFICATIONS

DIMMER LIST COMPATIBILITY FOR G9 LED BULBS – 120V For Hardwire model only

The dimming technology offering the best results is ELV (electronic low voltage) dimmers with reverse phase or trailing edge control.

DIMMER BRAND	MODEL NUMBER	MIN LEVEL	MAX LEVEL	FLICKERING	OVERALL QUOTE
LUTRON - MAESTRO	MAELV-600	0%	100%	0%-10%	good
LUTRON - SKYLARK	SELV-300P	0%	100%	no	very good
LUTRON - SKYLARK	SELV-303P	0%	100%	no	very good
LUTRON - SKYLARK	CTELV-303P	0%	100%	no	very good
LUTRON - DIVA	DVELV-300P	0%	100%	no	very good
LEGRAND - ADORNE	TRUE UNIVERSAL	30%	100%	no	good


DIMMER LIST COMPATIBILITY FOR G9 LED BULBS – 230V

DIMMER BRAND	MODEL NUMBER	MIN LEVEL	MAX LEVEL	FLICKERING	OVERALL QUOTE
VARILIGHT	V-PRO	2%	100%	no	very good
LEGRAND - NILOÉ	3 996 35	15%	87%	no	good
NIKO	310-0280X	5%	94%	no	very good
NIKO	310-0190X	1%	100%	no	very good

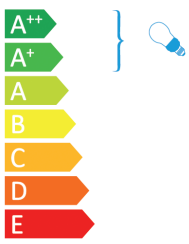
*Other dimmers can yield good results and we recommend conducting your own test before final installation.


EU ENERGY LABEL

lambert&fils WALDORF 07



This luminaire is compatible with bulbs of the energy classes:



This luminaire is sold with a bulb of the energy class : 

874/2012 