



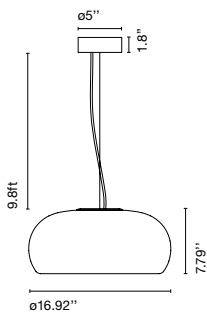
# Vetra

## Joan Gaspar

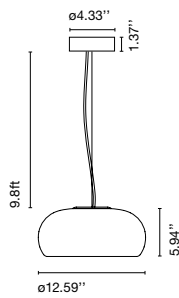
**marset**



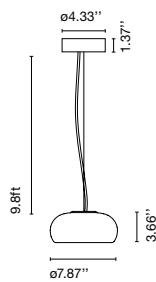
**Vetra 43**



**Vetra 32**



**Vetra 20**



Much of the light is directed downward, and the rest is filtered toward the inside of the shade, subtly illuminating it.



**Vetra 43**

LED SMD 16.2W  
700mA 2700K CRI90  
Luminaire 881lm  
Light source 2039lm (included)

**Vetra 32**

LED SMD 8.1W  
700mA 2700K CRI90  
Luminaire 348lm  
Light source 1019lm (included)

**Vetra 20**

LED SMD 4W  
350mA 2700K CRI90  
Luminaire 195lm  
Light source 500lm (included)

Black electrical cord

Matte-finish blown glass shade with lacquered aluminum dissipater. 3 positions sensor dimmer.

- White
- Amber



dimmable

\* Under approval process.

Dry locations only

- [Download](#) Assembly instructions
- [Download](#) 2D
- [Download](#) 3D
- [Download](#) Photometric data

**Range**

