

Molteni & C

CHELSEA — RODOLFO DORDONI 2014

1—
4



The Chelsea chairs, like the armchair from the same product family, carry the essence of contemporary design and the memory of tradition. Their personality reaches toward the future, which brings with it the certainty of experience. The strong mark of the solid wood structure balances the fluid lines of the backrests blending ergonomics and elegance to create comfortable chairs. The value of handcraftsmanship is expressed in the masterful use of high quality raw materials: wood, fabric and leather. Details were designed and applied with passion and care, which underscores the versatile nature and appeal of these pieces.

DATASHEET

REGISTERED
DESIGN

IX.2018

FINISHES

COVERS

fabric - leather, completely removable.

WOODEN BASE FINISHES

solid wood stained:

eucalyptus - grey oak - graphite oak - black oak - walnut

The structure can be finished in other colours, glossy lacquers from the Molteni range, if a minimum quantity of 4 chairs is ordered and for a supplementary charge for each chair. Delivery times will be verified by the sales office at the time the order is placed.

GLOSSY LACQUERED FINISH

only for chairs **CSE1 - CSB1 - CSB2** in the colours:

silica - moka - black

Available in fire-resistant version (TB117 and BS5852).

TECHNICAL INFORMATION

STRUCTURE

In solid wood stained. Feet in plastic non slip material.

ARMCHAIRS SEAT (CPO1-CPO2)

Metal frame with elastic straps. Flexible, cold foamed polyurethane. Velvet resin bonded cover. Polyurethane seat cushion.

CHAIRS AND SMALL ARMCHAIR CPO3-CPO4 SEAT

Internal structure is a solid firwood (Picea abies) frame and chipboard, with elastic straps. Padding in variable density high-resistance foam polyurethane. Light velvet cover.

POUF SEAT

Internal structure is a chipboard. Padding in variable density high-resistance foam polyurethane. Light velvet cover.

BACKREST (ARMCHAIRS-CHAIRS-SMALL SOFA)

Internal structure in Polimex (composite polyester/polyurethane material) covered with density high-resistance foam polyurethane. Light velvet cover.

BENCH SEAT

Internal structure is a solid firwood (Picea abies) frame and chipboard, with elastic straps. Padding in variable density high-resistance foam polyurethane. Light velvet cover.

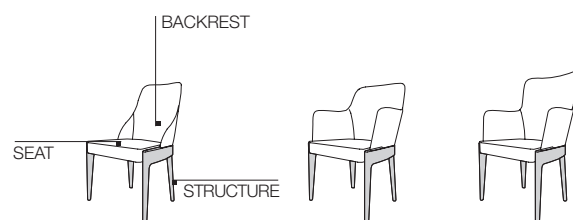
SEAT CUSHIONS (SMALL SOFA-ARMCHAIR)

Shaped polyurethane and polyester fibre insert. 100% cotton cover.

EXTERNAL REMOVABLE SLIPCOVERS

(See enclosed label, referring to the specific slipcover).

CHAIRS



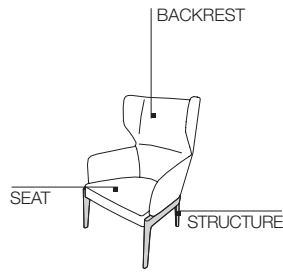
DATASHEET

REGISTERED
DESIGN

IX.2018

TECHNICAL INFORMATION

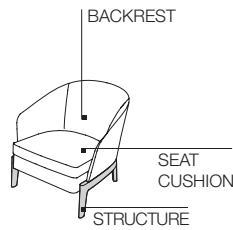
ARMCHAIRS



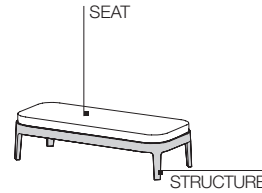
POUF



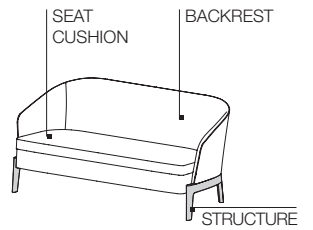
SMALL ARMCHAIRS



BENCH



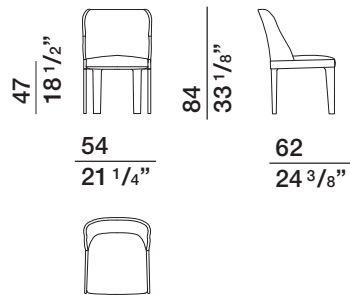
SMALL SOFA



DIMENSIONS

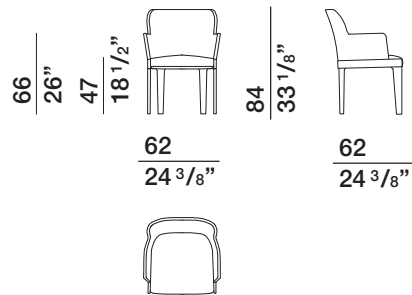
chair

CSE1



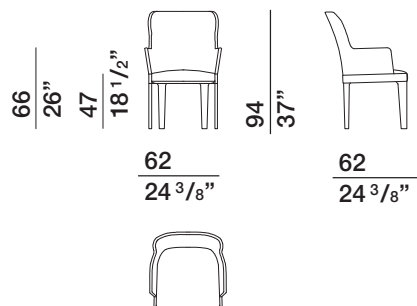
chair

CSB1



chair

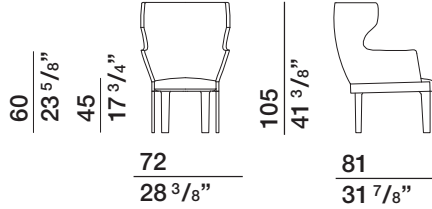
CSB2



DIMENSIONS

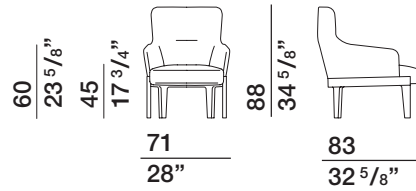
armchair

CPO1



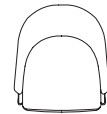
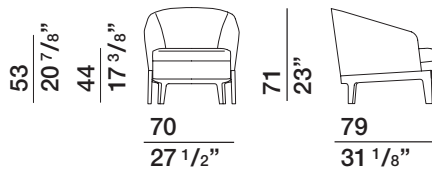
armchair

CPO2



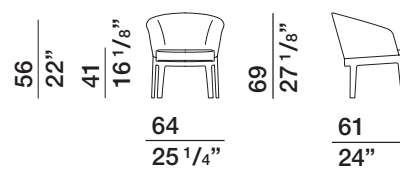
small armchair

CPO3



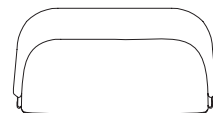
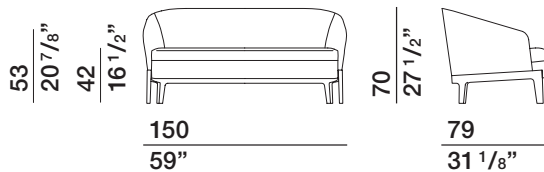
small armchair

CPO4



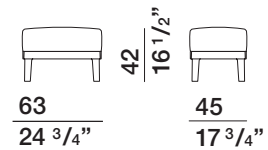
small sofa

CDI1



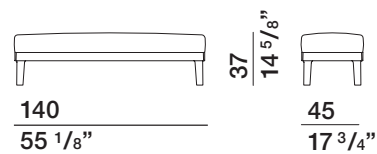
pouf

CPF1



bench

CPA1



DATASHEET

REGISTERED
 DESIGN

IX.2018




Molteni & C

**FINISHES
MOLTENI&C
RANGE**
IX.2018



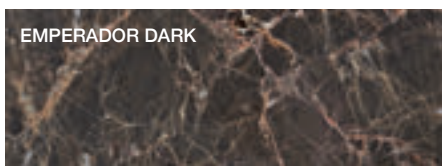
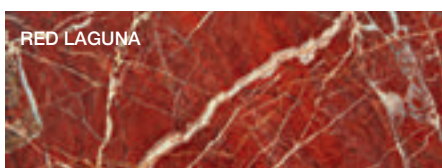

	MATT LACQUER	GLOSSY LACQUER	COLOURED GLASS	ETCHED COLOURED GLASS	CARTAPAGLIA LACQUERED only Gliss Master	STOPSOL GLASS TRANSPARENT STOPSOL GLASS
CHALK WHITE	•	•	•	•	•	
PEARL	•	•	•	•	•	
SILICA	•	•	•	•	•	
SAND	•	•	•	•	•	
DOVE GREY	•	•	•	•	•	
PLATINUM	•	•	•	•	•	
DUNE	•	•	•	•	•	
CLAY	•	•	•	•	•	
DOLOMITE GREY	•	•	•	•	•	
COPPER	•	•	•	•	•	
RUST	•	•	•	•	•	
RUBY	•	•	•	•	•	
CARAMEL	•	•	•	•	•	
MOKA	•	•	•	•	•	
MUSTARD	•	•	•	•	•	
LIGHT BLUE GREY	•	•	•	•	•	
PEWTER COLOUR	•	•	•	•	•	
ANTHRACITE	•	•	•	•	•	
BLACK	•	•	•	•	•	
STOPSOL						•
LESSLESS RED	•					
	only matt lacquer					

The finishes shown are indicative and refer to the entire production range. We recommend that you consult the "Colour Range" samples which show the complete range of finishes, including those not shown here. Molteni&C reserves the right to modify the range without warning.

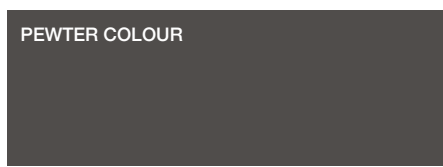

WOODS



MARBLES



METAL PARTS



MELAMINE FRONT
GLISS MASTER

CARTAPAGLIA WHITE

CARTAPAGLIA ANTHRACITE

CARTAPAGLIA SILICA

GRAFFIATO SILICA

GRAFFIATO BRONZE

SILK DOVE GREY

SILK SILICA

SILK CHALK WHITE

MELAMINE STRUCTURE
GLISS MASTER

WHITE SHANTUNG

GREY SHANTUNG

MELAMINE STRUCTURE
GLISS MASTER, MASTER DRESSING,
GLISS WALK-IN

SILVER CEMBRAN

LARIX DARK

MELAMINE STRUCTURE
GLISS MASTER, MASTER DRESSING

WHITE

ECO SKIN

IVORY

HEMP

MINK

DARK BROWN

GREY

FINE GRAIN

FINE GRAIN