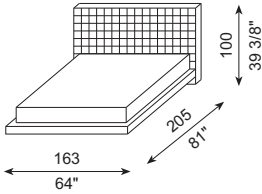


GENOVA

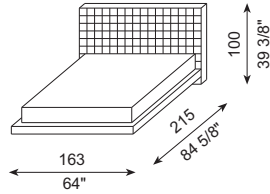
J&D Casadesús · 2009

DIBUJOS TÉCNICOS · TECHNICAL DRAWINGS

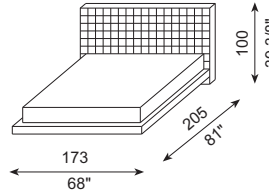
REF. 483-CM1
Colchón - Matress 150x190 cm



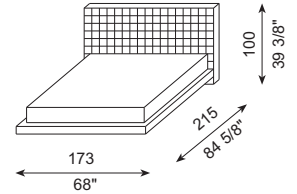
REF. 483-CM2
Colchón - Matress 150x200 cm



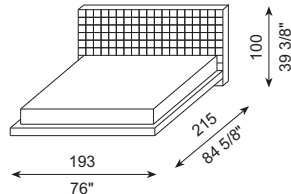
REF. 483-CM3
Colchón - Matress 160x190 cm



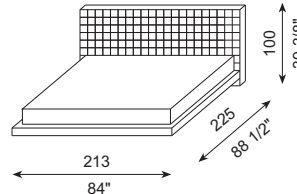
REF. 483-CM4
Colchón - Matress 160x200 cm



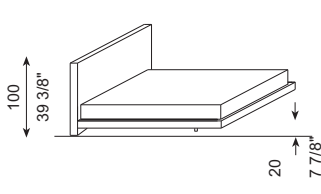
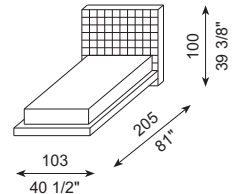
REF. 483-CM5
Colchón - Matress 180x200 cms



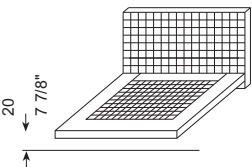
REF. 483-CM6
Colchón - Matress 200x210 cm



REF. 483-CM7
Colchón - Matress 90x190 cm



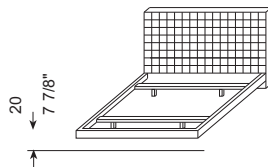
Opción 1



Opción 1: Base de cama con mallazo (tipo tapibase) la altura de la parte superior al suelo es de 20 cm.

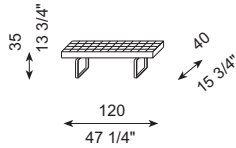
Opción 2: Base de cama tipo aro para colocar somier. La altura de la parte superior del aro al suelo es de 20 cm, el espacio libre para colocar el somier es de 7 cm en altura (el somier no se suministra).

Opción 2

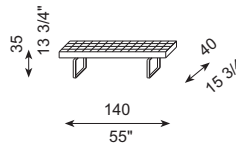


BANQUETA / STOOL

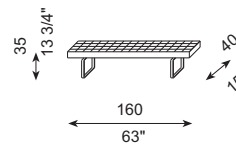
REF. B483-120



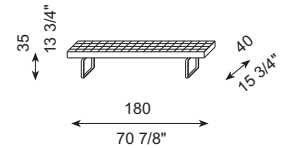
REF. B483-140



REF. B483-160

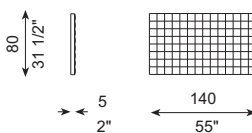


REF. B483-180

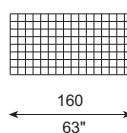


CABEZALES / HEADBOARDS

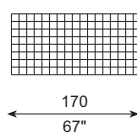
REF. C483-140



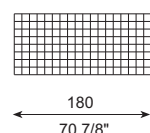
REF. C483-160



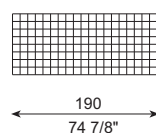
REF. C483-170



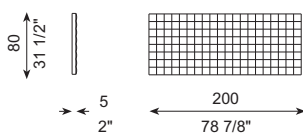
REF. C483-180



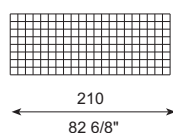
REF. C483-190



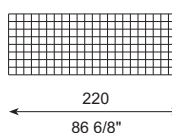
REF. C483-200



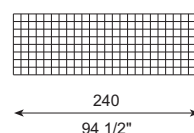
REF. C483-210



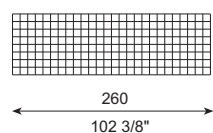
REF. C483-220



REF. C483-240



REF. C483-260



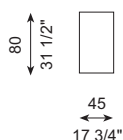
GENOVA

J&D Casadesús · 2009

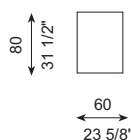
DIBUJOS TÉCNICOS · TECHNICAL DRAWINGS

PANELES DE MADERA / WOOD PANEL

REF. 483-P-45

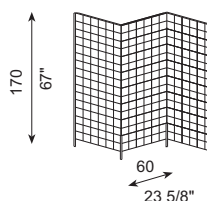


REF. 483-P-60



BIOMBO / SCREEN

REF. 483-SC



ESPECIFICACIONES · SPECIFICATIONS

Cama completa: Estructura de madera recubierta de espuma de poliuretano y fibra de poliéster hueca siliconada, forrada con tejido protector. Estructura de somier en hierro pintado en poliéster. Completamente desenfundable, excepto cuando se tapiza en piel o imitación de la misma. Opciones de la cama: adecuada para somier (no incluido) o en mallazo metálico haciendo la función de tapibase (incluido). Banquetas de pie de cama se realizan en estructura de madera contraplacado y pies en acero inoxidable. Completamente desenfundable, excepto cuando se tapiza en piel o imitación de la misma. Cabezales realizados en estructura de madera y espuma de poliuretano. No desenfundables. Biombo realizado en estructura de madera contraplacada y espuma de poliuretano. No desenfundable.

Complete bed: Structure in wood, covered with polyurethane foam and spongy silicone polyester fibre, recovered with protection fabric. Slat structure in polyester varnished steel, Completely removable, except for upholstery in leather or similar. Bed options: apt for slat (not included) or metal mesh, functioning as upholstered bed base (included). Bed end bench with structure in wood veneered and feet in stainless steel. Completely removable, except for upholstery in leather or similar. Bed headboard Structure in wood and polyurethane foam. Non-removable covers. Screen with structure in plywood and polyurethane foam. Non-removable cover.

Komplettes Bett: Untergestell aus Holz bezogen mit Polyurethankern und lockerer, silikonisierter Polyesterfaser, mit Schonbezug. Bettrostgestell aus Eisen polyesterlackiert. Vollständig abziehbar, außer bei Bezügen aus Leder oder Kunstleder. Bettoptionen: geeignet für Lattenrost und Metallmaschendraht, dient als gepolsterte Bettstruktur (eingeschlossen) Bettbank mit Gestell aus Furnierholz und Füße aus Edelstahl. Vollständig abziehbar, außer bei Bezügen aus Leder oder Kunstleder. Bettkopfende aus Holz und Polyurethankern. Bezug nicht abziehbar. Wandschirm mit Gestell aus Sperrholz und Polyurethankern. Bezug nicht abziehbar.

Lit complet: Structure en bois recouverte de mousse de polyuréthane et fibre de polyester souple et siliconé, avec tissu de protection. Structure du sommier en fer vernis en polyester. Complètement déhoussable, excepté les housses en cuir ou similaire. Options des lits : Approprié à sommier (pas inclus) et maille métallique, fonctionnant comme base pour le matelas. Banquette avec structure en contreplaquée et pieds en acier inoxydable. Complètement déhoussable, excepté les housses en cuir ou similaire. Tête de lit Structure en bois, recouverte de Polyuréthane. Non déhoussable. Paravent avec structure en bois contreplaqué et Polyuréthane. Non déhoussable.