

ARTÉS 600 IP44 CEILING / WALL MOUNTED

Minimal in form yet decorative in material, the Artés collection has a strong presence through its premium materials. The LED light illuminates the translucent alabaster perfectly.

FINISH

bronze with satin brass details and honed alabaster
ARTCW6BZHA44

satin brass with honed alabaster
ARTCW6SBHA44

BULBS

integrated LED - dimmable - 24w - 2700k
remote driver

WEIGHT

4kg (8.8lbs)

CERTIFICATION

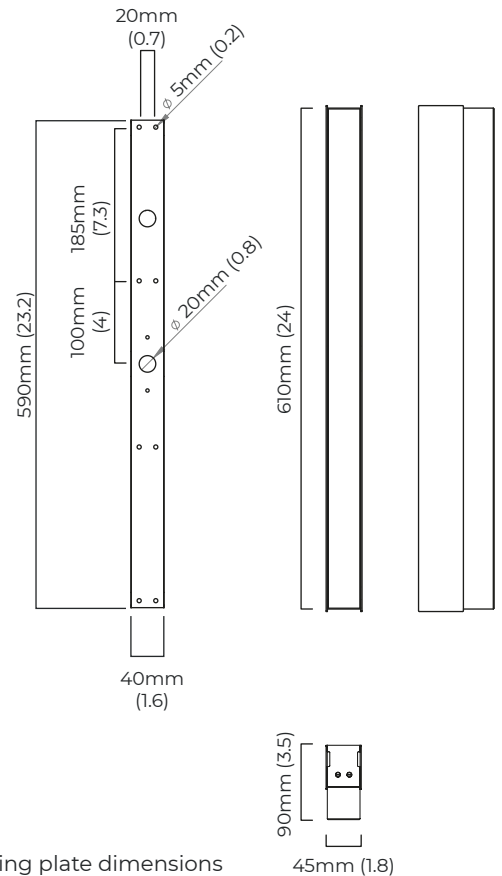
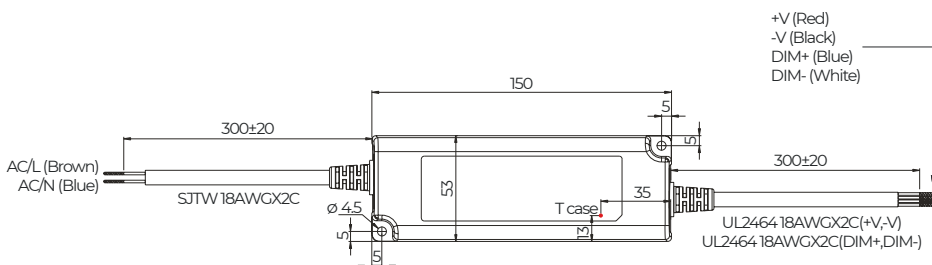


240v only



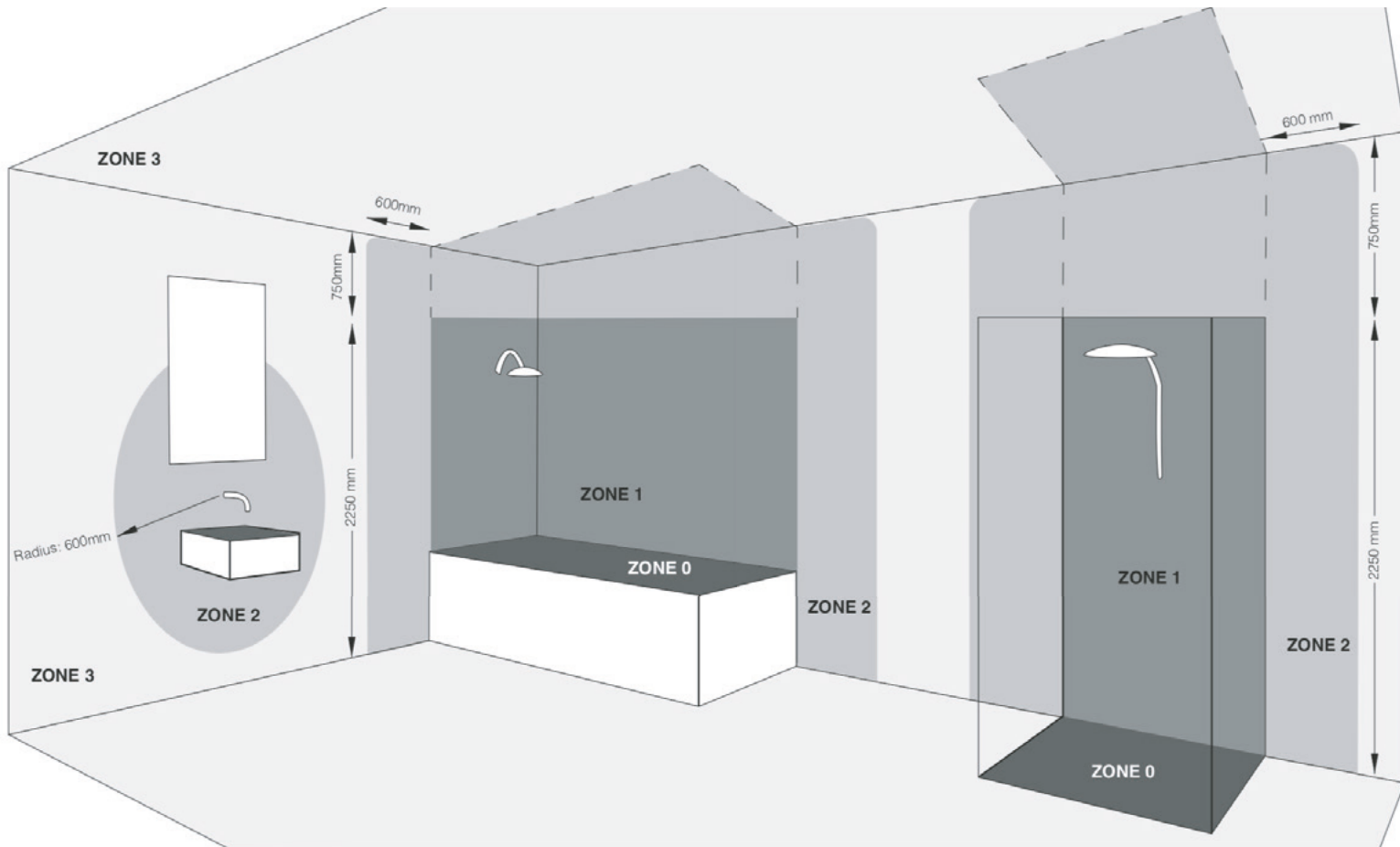
driver must be remotely installed at minimum 100mm away from the light fixture, in the cavity of the wall.

1 x remote driver will be supplied per light. See driver's dimension below.



	Input Voltage	As Standard	On Request
Phase Cut (rotary dimmer)	230	✓	
0/1-10V	230	✓	
DALi	230		✓
Phase Cut (rotary dimmer)	120	✓	
0/1-10V	120		✓
DALi	120	x	x

mounting plate dimensions



The following information is a guide to help you understand what fittings can be placed in a bathroom. This is not an installation guide and reference should be made to the IEE Wiring Regulations (17th Edition) or a qualified electrician.

IP rating stands for “Ingress Protection” and is always followed by two characters. These two numbers refer to the level of protection and it is important that you choose fittings with the correct rating according to where they are to be sited within the bathroom.

When an electrical product is IP44 rated means that it is protected against small objects and water splashing from all directions. In case of lighting fixtures, they are designed for use in bathrooms and other environments where water spray is a risk factor.

The diagram above shows a bathroom split into four clear zones: 0, 1, 2 and 3.

ZONE 0	Is inside the bath or shower area itself. Any fitting used in this zone must be low voltage, (max 12v) and be rated at least IP67 which is total immersion proof.
ZONE 1	Is the area above the bath to a height of 2205 mm from the floor. In this zone a minimum rating of IP44 is required. If the fitting is 240v a 30ma residual current device (RCD) must also be used to protect the circuit in this zone.
ZONE 2	Is an area stretching 600 mm outside the perimeter of the bath and to a height of 3000 mm from the floor. In this zone IP rating of at least IP44 is required. In addition, the area around a wash basin within a 600 mm radius of any tap or water source to be considered as zone 2. In this zone IP rating of at least IP44 is required.
ZONE 3	Is anywhere outside zones 0, 1 and 2 and where no water jet is likely to be used. No IP rating is required. If there is a likelihood of water jets being used for cleaning purpose in zones 1,2 and 3 a fitting rated a minimum of IP65 must be used.

Regarding ceiling lights, when the room’s height is less than 3000 mm, then Zone 2 is extended above the surface of the bath or shower base and a minimum of an IP44 light is required.

Full details can be found in the latest copy of the IEE wiring regulations.

IP44 rated wall lights are suitable for use in zones 2 and 3.