



R.G.C.C. - RESEARCH GENETIC CANCER CENTRE S.A.

Florina, 28/09/2017

Dear Colleague,

We send you the results from the analysis on a patient Ms xxxxxxxxxxxx suffering from **breast carcinoma stage IV**. The sample that was sent to us for analysis was a sample of 25ml of whole blood that contained EDTA-Ca as anti-coagulant, and packed with an ice pack.

In our laboratory we made the following:

- We isolated the malignant cells using Oncoquick with a membrane that isolates malignant cells from normal cells. Then we centrifuged at 350g for 10 min and we collected the supernatant with the malignant cells. Then we proceed to isolation of malignant cells from mononuclear cells by negative selection.
- Then we developed forty six cell cultures in a fetal calf serum media. In each culture of the well plate we added a biological modifier substance [wie Quercetin, Super Artemisinin, Poly-MVA, C-statin, Ascorbic acid, Ukrain, Bio D Mulsion NuMedica Micellized D3, Aromat8-PN, Theaflavin, Salicinium, Fucoidan, Breastin, Onkobel Pro, GcMAF (Big Harmony), Polyphenole CA, Mito Booster, Mitochondrien Formular, Artesunate, Doxycycline, Apigenin, Angiostop, Agaricus Blazei Murill, Butyric Acid, Pure Quercetin, Alpha lipoic Acid, Ribrxxx, CoQ10, Curcumin (turmeric), Vitanox, Mistletoe, Amygdalin-(B17), Thymex, Salvestrol, Virxcan, Avemar pulvis, Boswellia Serratta, Cordyceps Sinensis, Oxaloacetate (Cronaxal), Lycopene, Paw-Paw, Indol 3 Carbinol, Melatonin, Naltrexone, Resveratrol, DCA (dichloroacetate), Genistein, DDG, Artecina, VasuStatin, Frankincense]that is used in clinical application. Then we developed those cultures and we harvested a sample every 24 hours and made the following assays:
- In the culture that contains all the substances we measure the apoptotic ability using the oncogen apoptosis kit.
- In the culture that contains the ukrain we measure the inhibition of tyrosine kinase catalytic ability from the growth factor receptors (EGF-r, IGF-r) and the production of cytokines PMBC
- In the culture that contains quercetin we measure theinhibition of EGF and IGF.
- In the culture that contains indol-3-carbinol we measure the inhibition of VEGF and FGF and PDGF.
- In the culture that contains the mistletoe we measure the inhibition of tyrosine kinase catalytic ability from the growth factor receptors (EGF-r, IGF-r) and the production of cytokines and the increase of PMBC.
- In the culture that contains the ascorbic acid we measure the catalytic activity of GSH and GSSG (redox reaction) and the induction of cytochrome C (apoptosis).
- In the culture that contains the PolyMVA we measure the catalytic activity of GSH and GSSG (redox reaction) and the induction of cytochrome C (apoptosis).
- In the culture that contains the super artemisinin we measure the catalytic activity of GSH and GSSG (redox reaction for free radical since super artemisinin binds free radicals with the iron molecule), the inhibition of VEGF, FGF and PDGF (since it acts to the angiogenesis cascade reactions) and the induction of cytochrome C (apoptosis).

Ms xxxxxxxxxxxxxxxx

Industrial Area of Florina, GR 53100 – Florina, Greece

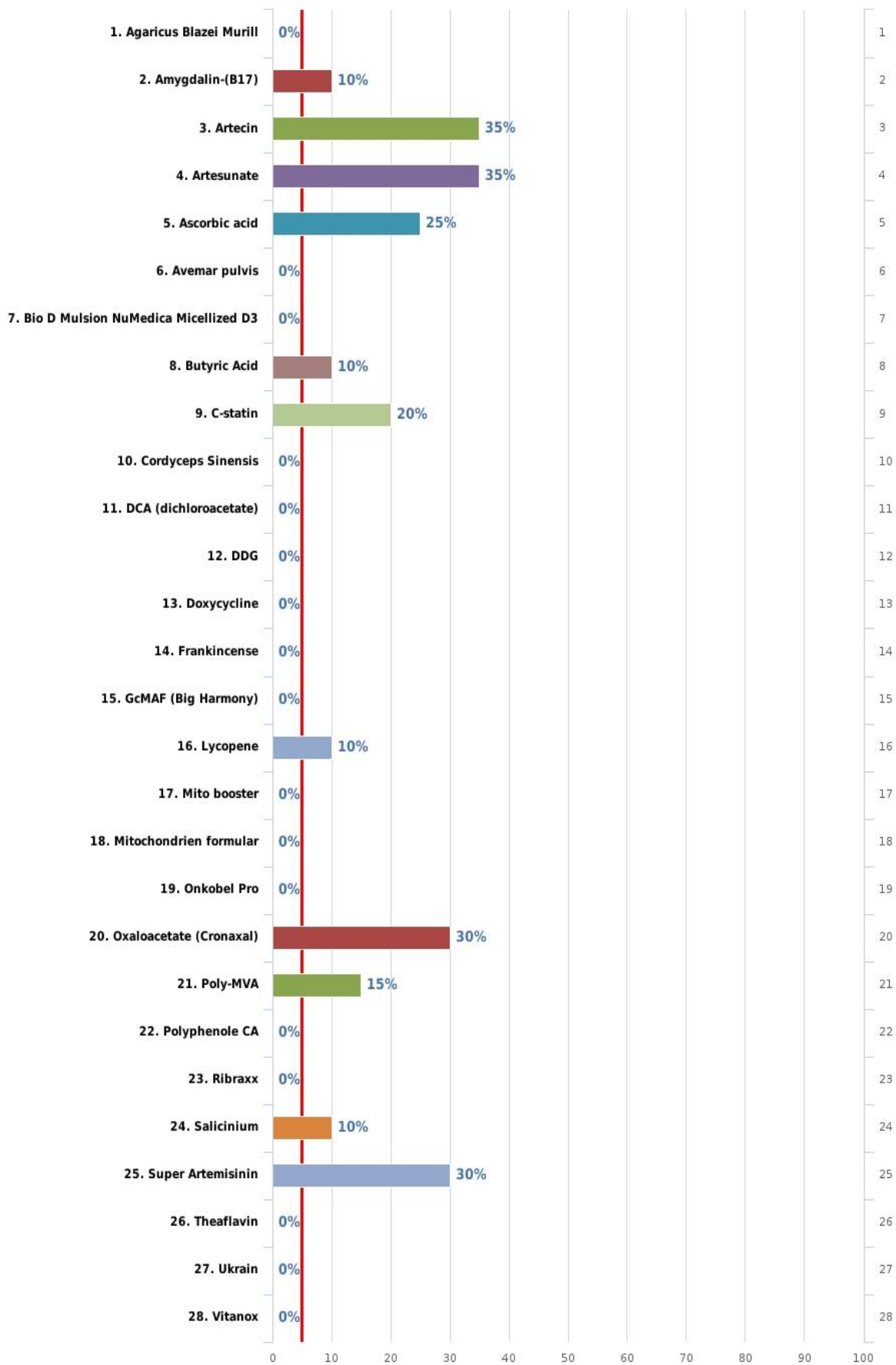
Tel.: +30 23850 41950, 41951, 41960, 41961, Fax.: +30 23850 41931

Website: www.rgcc-group.com E-mail: papasotiriou.ioannis@rgcc-genlab.com

Thursday, 28 September 2017

Class I (cytotoxic Agents)

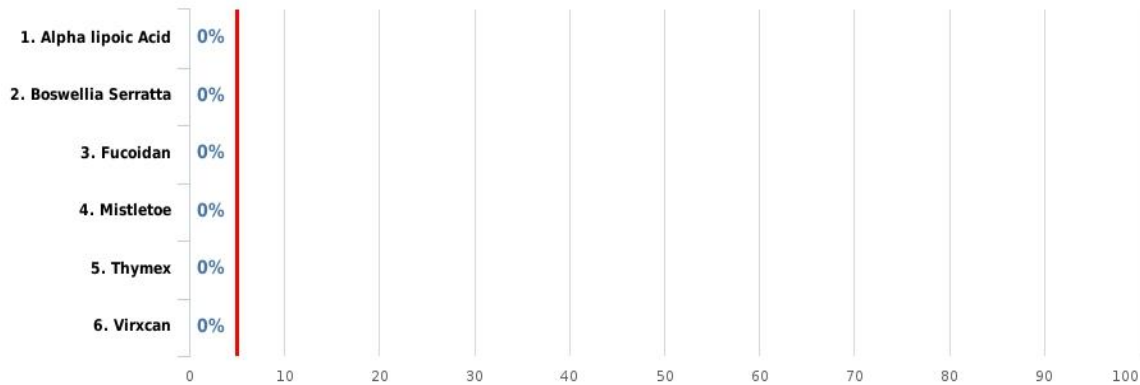
Activation of Caspace (especially 3 and 9) and cytochrom C re



PolyMVA test results represent 10% of human doses

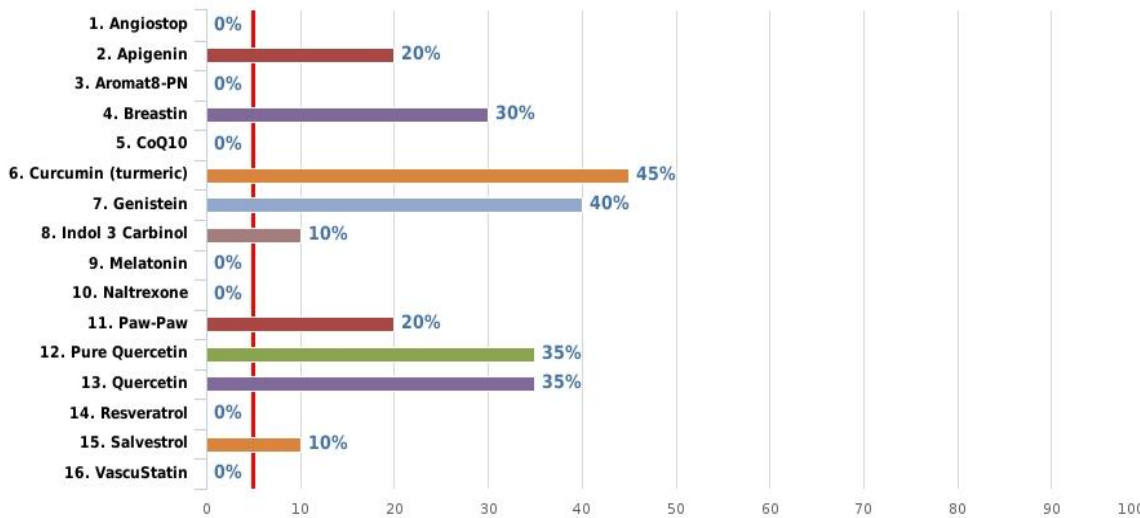
Class II (Immunostimulants/immunomodulators)

Immunostimulants / Immunomodulators release of Cytokins and Increase of PBMC & NK



Class III (PK inhibitors)

Inhibitors of growth factors receptor inhibitors of EGFr,IGFr,VEGFr,PDGFr, FGFr, signal transduction pathways



CONCLUSION: It seems that this specific population of malignant cell have greater sensitivity in Amygdalin- (B17), in Artecina, in Artesunate, in Ascorbic acid, in Butyric Acid, in C-statin, in Lycopene, in Oxaloacetate (Cronaxal), in Poly-MVA, in Salicinium, in Super Artemisinin, in Apigenin, in Breastin, in Curcumin (turmeric), in Genistein, in Indol 3 Carbinol, in Paw-Paw, in Pure Quercetin, in Quercetin, in Salvestrol and less in Agaricus Blazei Murill, in Avemar pulvis, in Bio D Mulsion NuMedica Micellized D3, in Cordyceps Sinensis, in DCA (dichloroacetate), in DDG, in Doxycycline, in Frankincense, in GcMAF (Big Harmony), in Mito booster, in Mitochondrien formular, in Onkobel Pro, in Polyphenole CA, in Ribraxx, in Theaflavin, in Ukrain, in Vitanox, in Alpha lipoic Acid, in Boswellia Serratta, in Fucoidan, in Mistletoe, in Thymex, in Virxcan, in Angiostop, in Aromat8-PN, in CoQ10, in Melatonin, in Naltrexone, in Resveratrol, in VascuStatin.

Sincerely,

Ioannis Papisotiriou MD., PhD
 Head of molecular medicine dpt. of
R.G.C.C.-RESEARCH GENETIC CANCER CENTRE S.A.

DISCLAIMER

This study is known as an Ex-Vivo type study (testing the actual tumor stem cells of an individual outside their body). This test will tell us what natural substances will induce apoptosis via the cytochrome c (esp. caspase 3 & 9 pathways) after the tumor stem cells and a single product have been in contact, in a well plate for 48 hours. We have found this test to be very accurate over the past 10+ years and thousands of test. However, it cannot take into account the many combinations of natural substances or the physiological dynamics of each individual that are required for life. We are also aware that natural substances can have a wide variety of additional benefits that may assist healthy individuals, as well as those with cancer. Therefore, even if a product shows not to induce apoptosis, on this test, it most likely will have many other benefits especially when used in combination with other therapies your health care provider may use. This is when you must rely on the skill, knowledge and training of your health care provider and their years of clinical experience (successes and failures) with the many various combinations which they have found to work in a clinical setting. The body is a wonderful, magnificent, dynamic organism and very complex.