

Touch Coffee

A product by
Rancilio Group

TOUCH
COFFEE

FILL UP
YOUR CUP



ENGLISH



FILL UP YOUR CUP

Egro Touch Coffee is the fully automatic coffee machine designed for drip coffee. Delivering superior quality coffee, brewed from bean to cup, ensuring consistent performance and reliability over the long term. It offers maximum variety thanks to the 4 hopper system that allows you to have up to 4 different types of coffee available at all times. Touch Coffee is also available in a version with integrated Coffee Cooler, ideal for all locations that provide drip coffee with ice. Recommended for an average use of 200 cups per day, Touch Coffee meets the needs of self-service restaurants, supermarkets, petrol stations and fast-food outlets.

TOUCH COFFEE

x200

CUPS PER DAY

HIGHLIGHTS



1

COFFEE

4 Bean Hoppers

4 different base coffees always ready to brew.

Always Fresh, Cup After Cup

Fresh drip coffee ground straight from the bean and brewed on demand, in all cup sizes or in carafes of up to 1 litre per cycle.

2

BUSINESS

Power to Your Business

No more wasted coffee, no more stale coffee in big carafes. Improve your business: Touch Coffee is faster than a traditional drip coffee maker and brews only what you're selling, with no recovery time.

3

INTERFACE

10" HD Touchscreen

Swipe, tap and scroll with ease through the menu. It's as easy as using your smartphone, with all preferences and drink selections at your fingertips.

4

CLEANING

Easy to clean

Fast, simple, guided daily cleaning and rinsing cycles.

SWISS COFFEE TECHNOLOGY

Fresh coffee, with all the aromas and taste of your favourite blend, perfectly ground and brewed, from bean to cup, in just a few seconds.

4 BEAN HOPPERS

The 4 hoppers system offers 4 different base coffees always ready to brew and to create up to 10 different blends. The hoppers are equipped with a lock.

4x
1 kg / 2.2 lb

COFFEE HOPPER CAPACITY

PERFORMANCE

Brew fresh coffee at speed in different cup sizes in a single cycle, with no recovery time.

x75

BEVERAGES PER HOUR
(0.5 L / 16 OZ)

0.6 l /
20 oz.

OF COFFEE READY
IN LESS THAN 70 SEC

1 l /
33.8 oz.

COFFEE BOILER CAPACITY

STAINLESS STEEL BREWING UNIT

The stainless steel brewing unit has a brewing chamber set for 22 grams of coffee.

STAINLESS STEEL FLAT BURRS

High-precision grinder is equipped with titanium coated stainless steel burrs to provide consistent particle size for top-quality coffee brewing.

54 mm

GRINDER BURRS DIAMETER

LEFT SIDE COFFEE OUTLET

On request, Egro Touch Coffee can be fitted out with left side coffee outlet for easy use even with 1-litre carafes.

WATER WAND

The separate water wand is extendable to suit all the operator's needs and it is possible to deliver water while brewing coffee.



SMART INTERFACE

TOUCHSCREEN INTERFACE

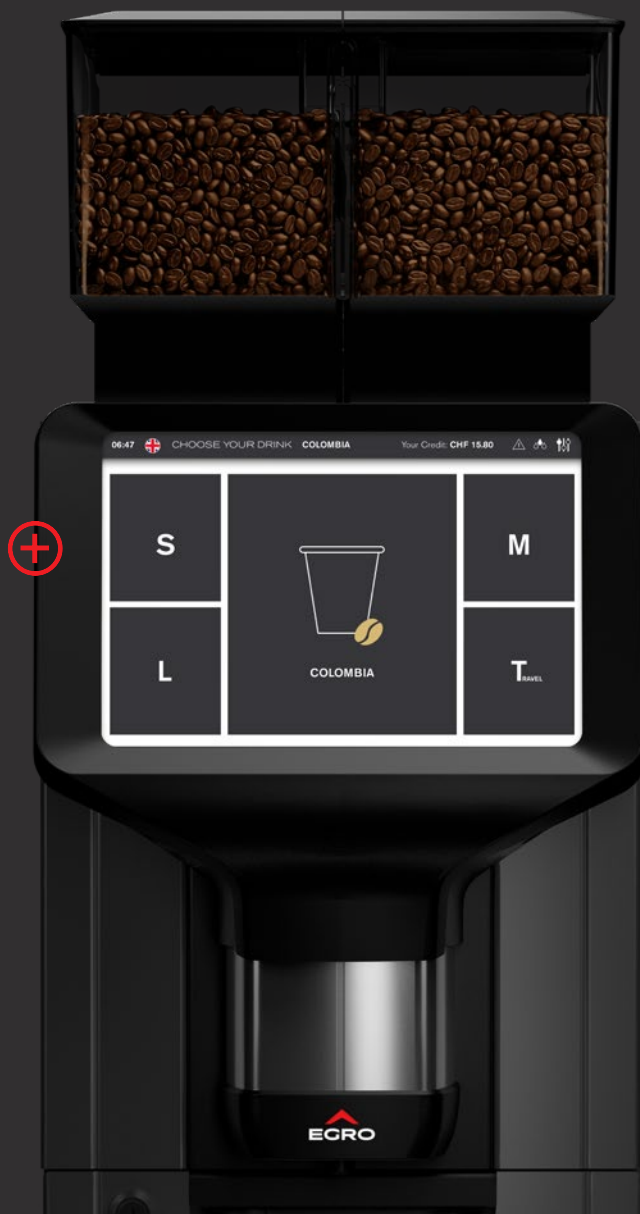
Access, select and adjust settings as easily as you do on your smartphone, thanks to the intuitive 10.1" HD touchscreen interface.

x10

MENU AVAILABLE
IN 10 LANGUAGES

MULTI-DRINK

Rely on the step-by-step instructions provided by the Multi-Drink software to easily create any recipe you wish in just a few taps. Select your favourite blend or single origin, set the pre-infusion time and choose the desired coffee strength.



THREE ACCESS LEVELS

Egro Touch Coffee has three dedicated menus to offer the best user experience to baristas, managers and technicians.

EASY SWITCH

Customise different menus and quickly switch between them to always have the perfect settings for any situation.

QUEUE MODE

The selected products are placed in a queue. The list can be updated at all times by changing the order of the drinks, cancelling orders or adding new ones.

COUNTERS

Counters are available to display the number of brewed drinks and cleaning settings.

MULTIMEDIA

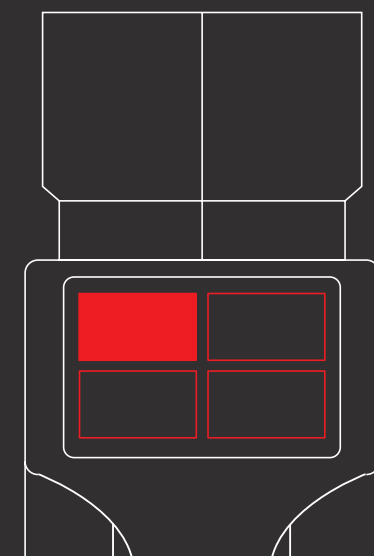
Images or promotional videos can be uploaded and showcased during brewing.

iBUTTON

iButton gives extra information on the product selected as the nutritional value and the origin of coffees.

SELF-SERVICE MODE

Customers can prepare one drink at a time on their own, without the support of the staff.



DESIGN & ERGONOMICS

Egro Touch Coffee is a stylish, ergonomic, and highly functional coffee machine, with clean, soft lines and scratch-resistant surfaces. The black aluminium display frame and all the built-in modules match the modern look of the body of the machine.

SPACE SAVING DESIGN

30cm / 12in

MAIN UNIT WIDTH

AUTOMATIC SPOUT

The automatic spout adjusts the height of the cup that suits the drink selected. The spout is easy to remove for cleaning.

STAINLESS STEEL TRAY

In the self-service setup, the stainless steel tray is easy to remove and clean and has two different cup-placing positions, to ensure that any type of cup is always placed correctly under the brewing spout.

LED LIGHTS

Maximum visual comfort thanks to LED lights on the work area.



TOUCH COFFEE WITH BUILT-IN COFFEE COOLER

Touch Coffee is also available with the integrated Coffee Cooler system to automatically cool the coffee before each brew, from a temperature of 88° down to less than 50°C. Designed for the preparation of cold coffee drinks, to be served with ice or ice cream, this innovative system preserves the sensory qualities of the coffee and prevents ice cubes from melting in the cup. And, as it operates without external refrigeration units, it also provides significant energy savings.



ADD-ON

BENEFITS

Boost the potential of your Egro Touch with optional features that expand your options and make managing the machine even easier.

GUM

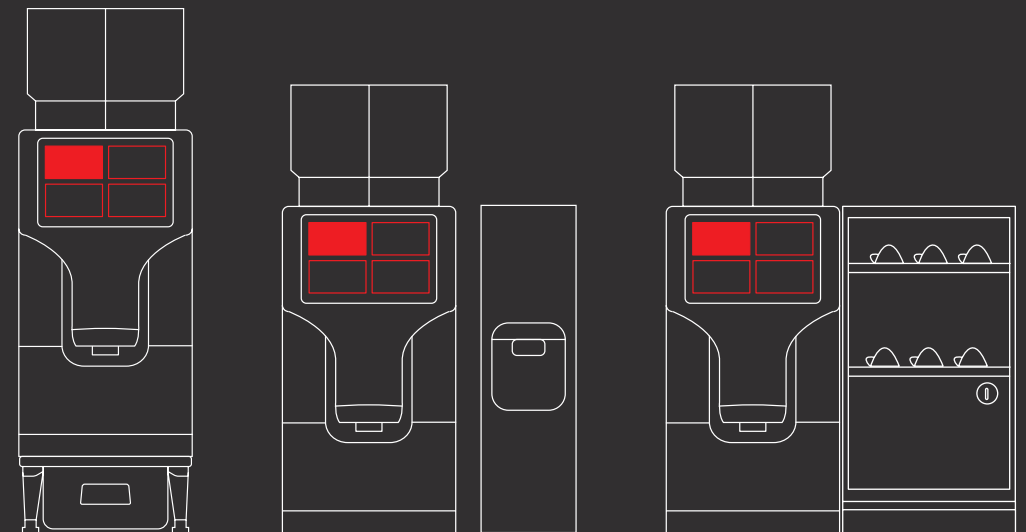
External box for waste coffee.

CUP WARMER

External cup warmer with adjustable temperature level and three heatable trays.

PAYMENT SYSTEMS

Enjoy utmost flexibility with a range of standard and optional payment system solutions.



CLEANING AND MAINTENANCE



CLEANING

CLEANING

Fast and simple cleaning makes it easy to uphold high health and hygiene standards.

RINSING CYCLE

A rinsing cycle start automatically at a preset time after the last beverage delivery.



MAINTENANCE

EASY ACCESS TO ALL COMPONENTS

The convenient opening of the front panel and quick access to the main internal components facilitates easy maintenance operations.



DURA BREW

Dura Brew is a hermetically sealed system requiring little maintenance, and thus reducing the total cost of ownership.

- Egro Patented Technology

USB PORT

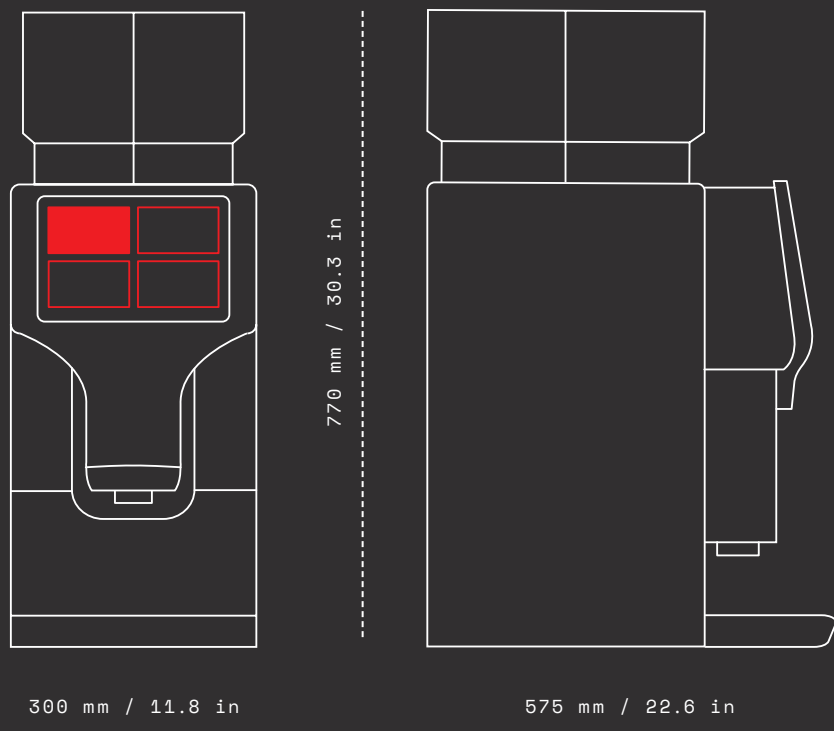
Touch Coffee comes with a USB port to transfer technical data and upload images and videos.

TOUCH COFFEE: SPECIFICHE TECNICHE

DIMENSIONS

FRONT

SIDE



TECHNICAL SPECIFICATIONS

W x D x H

300 x 575 x 770 mm
11.8 x 22.6 x 30.3 in

WEIGHT

57 kg / 125.7 lb

POWER SUPPLY

220 – 240 V~, 50 - 60 Hz (3,1 kW)

WATER SUPPLY

Fixed water connection

ENERGY CONSUMPTION PER DAY

1,772 kWh

NOISE LEVEL DURING USE

< 70 db

INTERFACE

TOUCH

10" HD touchscreen

COLOURS

● BLACK

FEATURES

	TOUCH COFFEE	TOUCH COFFEE WITH INTEGRATED COFFEE COOLER
COFFEE		
22-g brewing chamber (BC22)	●	●
4 bean hoppers	●	●
Coffee Cooler	—	●
Left side coffee outlet	●	●
HOT WATER		
Right side hot water outlet	●	●
ADDITIONAL OPTIONALS		
Automatic Spout	●	●
Under counter grounds chute	●	●
Option Self (Lock package, Cup stopper)	●	●
Lock package	●	●
Payment systems	●	●
Connect ((telemetry system)	●	●
ADD ON		
GUM External box for waste coffee (under machine)	●	●
Cup warmer	●	●

CONNECT

POWER TO YOUR COFFEE BUSINESS

It doesn't matter what size your organization is, the only important thing is that you want to improve your coffee business. Connect helps you to make effective use of the data generated by your coffee machines, and support you in advancing your own journey becoming a data-driven business. It's time to take a competitive advantage in whatever marketplace you operate in.

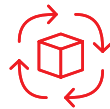
RANCILIOGROUP.COM/CONNECT

BENEFITS



1

USER-FRIENDLY DASHBOARD



2

MANAGE YOUR FLEET WITH EASE



3

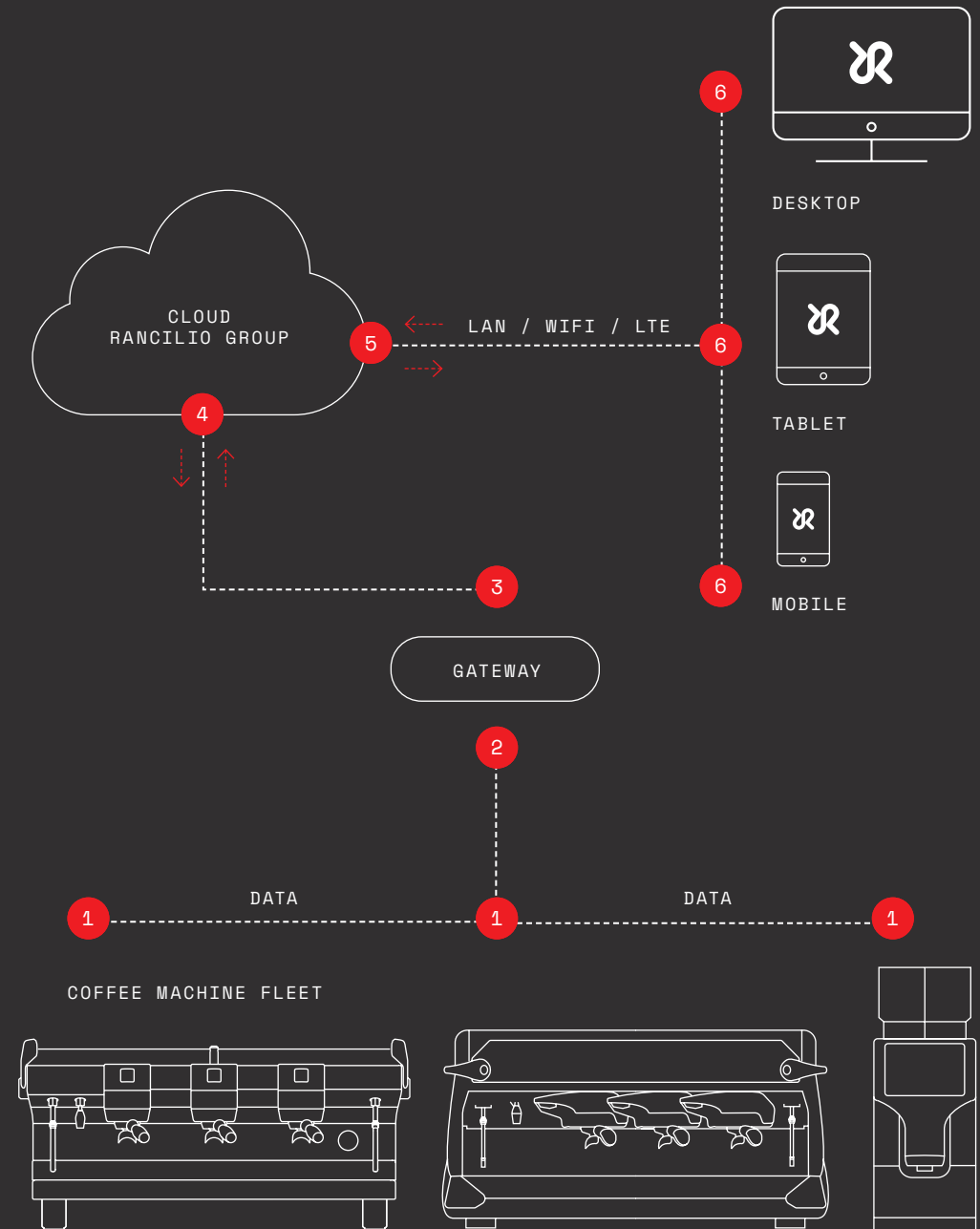
BOOST SERVICE EFFICIENCY



4

INCREASE BUSINESS PERFORMANCE

HOW IT WORKS



 **RANCILIO**GROUP

ranciogroup.com



an Ali Group company



The Spirit of Excellence