

# ICU Bed 600032T Care Patient Hospital Bed + Touch Screen

**Pedia Pals**<sup>®</sup>  
MEDICAL PRODUCTS



## KEY FEATURES

- Battery backup
- Linak DC motors (for quiet operation)
- Low bed indicator
- Manual CPR on both sides of backrest
- Electric lift
- Electric legrest
- Electric backrest
- Lockable and tuck-away siderails
- Single-wheel casters
- Removable litter covers for cleaning
- Removable headboard and footboard
- Dual Linak siderail controls
- Ten (10) years of life expectancy
- Four corner brake, neutral, steer pedals
- One anti-static caster to ground frame
- Crash bumpers
- Easy adjustable foot prop for knee-bend positioning and foot elevation
- Electro-static painted metal frame
- Angle indicators for backrest
- Angle indicators for Trendelenburg and Anti-Trendelenburg (bed angle)
- Nurse Control Panel
- Attendant Control Touch Screen (10")
- Hand Control Unit
- Fifth wheel mobility
- Abs Bed Surfaces
- Urinal Holders
- IV Pole
- IPX4 liquid splash protection
- IEC 60601-1:2012 (edition 3.1)
- IEC 60601-2-52:2009 + A1:2015 (edition 1.1)
- IEC 60601-1-2:2014 (edition 4.0)

## SPECIFICATIONS

Safe working load	: 650 lb (295 kg)
<i>Note: Safe working load indicates the sum of the patient, mattress and accessory weight</i>	
Maximum patient weight	: 551 pound (250 kg)
Product weight	: 330 pound (150 kg)
Overall product size	
Length	: 88,97" (226 cm)
Length with bed extender	: 110,62" (281 cm)
Width	: 40,15" (102 cm)
Product height (without mattress)	
High	: 33,85" (86 cm)
Low	: 18,89" (48 cm)
Under product clearance	: 5,90" (15 cm)
Caster size (single and dual)	: 5,90" (15 cm)
Product angle indicator	: 0° - 15°
Backrest angle indicator	: 0° - 90°
Backrest angle	: 0° - 65°
Knee gatch angle	: 0° - 30°
Trendelenburg/Reverse Trendelenburg	: 0° - ±12°
Electronics	: 100 - 240 VAC, 50 - 60 Hz

## DESCRIPTIONS

The 2, 3 and 4 motor hospital bed offers complete functionality and comfort for both patient and caregiver. With many additional features such as central locking brakes, single-lift trendelenburg, Emergency Relief CPR handle, urine and Oxygen (O<sub>2</sub>) holders, side mounted and nurse lock controller functionality, the 6BED32 can be customized and outfitted to your needs. Mattress not included.

# ICU Bed 600032T Care Patient Hospital Bed + Touch Screen



Digital Control Panel (optional)



Nurse control pendant (optional)




Central Brake




Bed extender (optional)



Urinal Holder



Lockable & tuck-away siderails




Double regression



Siderail control panel (optional)



Fifth wheel mobility



Patient pendant



Bed Angle Indicator

## ADD-ON OPTIONS

- Weight scale
- Nurse control unit
- Under bed light
- X-ray translucent backrest and cassette holder
- Bed extender with linen tray
- Siderail control panel
- Digital Control Panel
- Lateral Tilt
- Dual-wheel casters

