



Certificate of Analysis

Sample:KN20411011-006

Harvest/Lot ID: 012522

Batch#: 0304822

Seed to Sale# N/A

Batch Date: 03/04/22

Sample Size Received: 30 ml

Total Weight/Volume: N/A

Retail Product Size: 30 ml

ordered : 04/03/22

sampled : 04/03/22

Completed: 04/13/22 Expires: 04/13/23

Sampling Method: SOP Client Method

PASSED









Page 1 of 1

Apr 13, 2022 | Pure Science Lab

.3400 nw 27th avenue C-4
pompano beach, FL, 33069, US

PRODUCT IMAGE SAFETY RESULTS

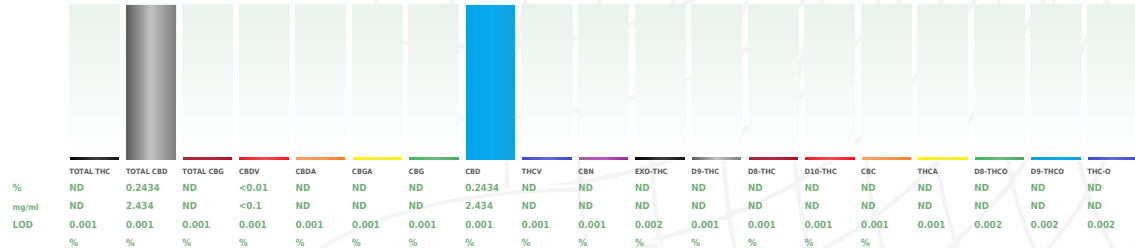


| | | | | | | | | |
|---|---|---|---|---|--|---|---|---|
|  |  |  |  |  |  |  |  |  |
| Pesticides NOT TESTED | Heavy Metals NOT TESTED | Microbials NOT TESTED | Mycotoxins NOT TESTED | Residuals Solvents NOT TESTED | Filtch NOT TESTED | Water Activity NOT TESTED | Moisture NOT TESTED | Terpenes NOT TESTED |

MISC.

 **Cannabinoid** **PASSED**

| | | | | | |
|--|-------------------------------|---|------------------------------------|---|---|
|  | Total THC ND |  | Total CBD 0.2434% |  | Total Cannabinoids 0.2434% |
|--|-------------------------------|---|------------------------------------|---|---|



| % | mg/ml | LOD |
|-------|-------|-------|
| ND | 2.434 | 0.001 |
| ND | ND | 0.001 |
| <0.1 | ND | 0.001 |
| ND | ND | 0.001 |
| ND | ND | 0.001 |
| ND | ND | 0.001 |
| 0.001 | 2.434 | 0.001 |
| ND | ND | 0.001 |
| ND | ND | 0.001 |
| ND | ND | 0.001 |
| 0.002 | ND | 0.002 |
| 0.001 | ND | 0.001 |
| 0.001 | ND | 0.001 |
| 0.001 | ND | 0.001 |
| 0.001 | ND | 0.001 |
| 0.001 | ND | 0.001 |
| 0.002 | ND | 0.002 |
| 0.002 | ND | 0.002 |
| ND | ND | ND |

Cannabinoid Profile Test
 Analyzed by: 113 | Weight: 0.2139g | Extraction date: 04/12/22 04:04:13 | Extracted By: 113
 Analysis Method: Expanded Measurement of Uncertainty: Flower Matrix d9-THC:12.7%, THCA: 9.5%, TOTAL THC 1.1, 1%. These uncertainties represent an expanded uncertainty expressed at approximately the 95% confidence level using a coverage factor k=2 for a normal distribution. Reviewed On - 04/13/22 15:32:33
 Analytical Batch - KN00225SPOT Instrument Used : HPLC E-SHI-008 Running On : Batch Date : 04/12/22 14:03:49
 Dilution : 40
 Reagent : 081321.R04; 041122.R08; 040622.R04
 Consumables : 947.271; 12123-046CC-046
 Full spectrum cannabinoid analysis utilizing High Performance Liquid Chromatography with UV/PDA detection (HPLC-UV/PDA). (Method: SOP.T.30.031.TN for sample prep and Shimadzu High Sensitivity Method SOP.T.40.031 for analysis).
 *Based on FL action limits.

This report shall not be reproduced, unless in its entirety, without written approval from Kaycha Labs. This report is an Kaycha Labs certification. The results relate only to the material or product analyzed. Test results are confidential unless explicitly waived otherwise. Void after 1 year from test end date. Cannabinoid content of batch material may vary depending on sampling error. IC=In-control QC parameter, NC=Non-controlled QC parameter, ND=Not Detected, NA=Not Analyzed, ppm=Parts Per Million, ppb=Parts Per Billion. Limit of Detection (LoD) and Limit Of Quantitation (LoQ) are terms used to describe the smallest concentration that can be reliably measured by an analytical procedure. RPD=Reproducibility of two measurements. Action Levels are State determined thresholds for human safety for consumption and/or inhalation. The result >99% are variable based on uncertainty of measurement (UM) for the analyte. The UM error is available from the lab upon request. The "Decision Rule" for the pass/fail does not include the UM. The limits are based on F.S. Rule 64-4.310.

Sue Ferguson
Lab Director
State License # n/a
ISO Accreditation # 17025:2017

Sue Ferguson
Signature

04/13/22
Signed On