

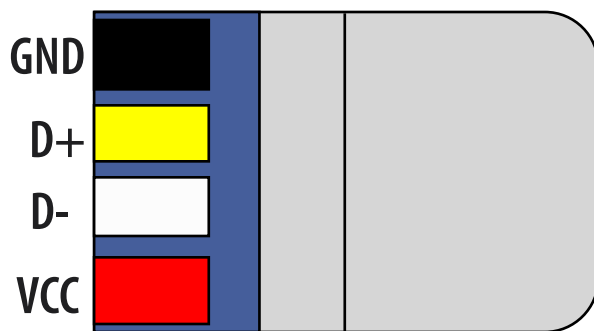
USB A



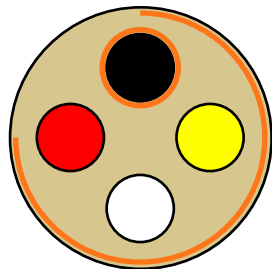

USB A



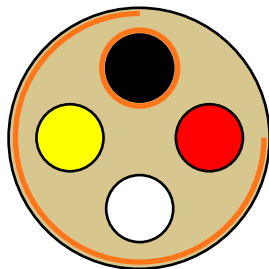
USB C



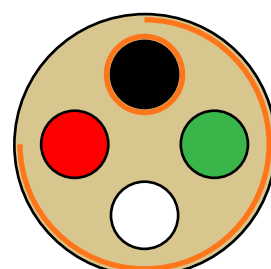
USB C



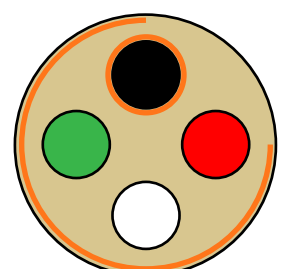
FEMALE









MALE





DETACHABLE
CONNECTORS

FEMALE



MALE

Plug	Type	Receptacle
	A	
	C	
	Mini	

Pin	Signal	Color	Description
1	VCC		+5V
2	D-		Data -
3	D+		Data +
4	GND		Ground

Notes:

We use manufacturing standards for pinout. However, cable vendor standards may vary.

Following this guide will enable compatibility with all of our premade cables. We typically use the female end of the connector on the *device side*.

Have more questions?

WiredInStore.com/contact
Support@WiredInStore.com

