

# LUMUX

## STEP LIGHT SLR300 SERIES

DATE: \_\_\_\_\_  
PROJECT: \_\_\_\_\_  
FIRM: \_\_\_\_\_  
CATALOG NO.: \_\_\_\_\_  
COMMENTS: \_\_\_\_\_




SLR300RR



SLR300RS



SLR300SR



SLR300SS

The SLR300 Series are classic architectural step lights, precision engineered in stainless steel for durability and performance.

The SLR Series offers an ADA LED solution with a distinctively classic design, ideal for illuminating steps, facades, and walls along access ways. SLR Series step lights are energy-efficient for long-lasting indoor and outdoor applications. SLR Series luminaires feature a stainless steel faceplate with a protective grill retaining an impact-resistant glass diffuser, seamlessly integrated to a durable diecast aluminum housing.

up to  
**240** lm

**3**w

up to  
**80** lm/W

# LUMUX

## STEP LIGHT SLR300 SERIES

The SLR300 Series are elegant stainless steel ADA step and wall lights with a classic design, perfect for campus, resort & residential use.

### Ordering Guide

Catalog No.	Wattage	LED Color	Color Temp <sup>1</sup>	Voltage	Finish	Options <sup>2</sup>
SLR300RR	3W	White	2700K	120-277v	Stainless Steel	<input type="checkbox"/> 0-10V Dimming
SLR300RS		Amber-TF	3000K		Black	
SLR300SR		Red	3500K		White	
SLR300SS		Green	4000K		Silver	
		Blue			Bronze	
					Custom RAL <sup>2</sup>	

<sup>1</sup>Consult factory for additional options

<sup>2</sup>Consult factory for additional pricing

Catalog No.: \_\_\_\_\_

Performance Specifications	
Flux 240 lm (4000K)	LER 80 lm/W
Power 3W	120-277v input voltage
Starting temp. rated to -20°F	
0-10v Dimming Driver option	
Lumen Maintenance*: tbd	

Environmental Specifications	
BUG rating: tbd	Amber-TF turtle-friendly option
CRI 80	Color temperature options
IP65	ETL listed for wet-locations
Effective Projected Area: n/a	Marine Grade option
5-year limited warranty	Made in the USA

### Delivered Lumens & Wattage per color temperature:

	2700K	3000K	3500K	4000K	WATTS
SLR300	170 lm	180 lm	210 lm	240 lm	3W

For higher lumen packages, please consult the Lumux sales team.

**Housing:** SLR300 Series luminaires feature a stainless steel faceplate mounted to a diecast low-copper aluminum housing with vandal-resistant stainless steel screws.

**Lens:** Sealed one-piece shatter-proof glass diffuser.

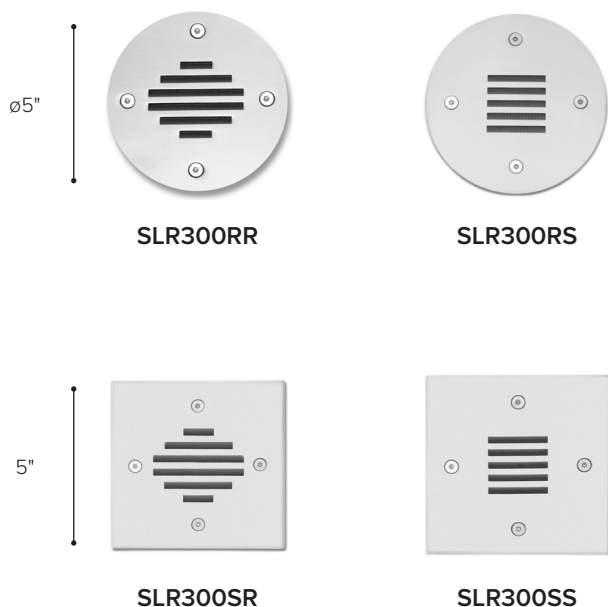
**Gasket:** Closed-cell silicone foam gasket that seals out moisture, dust, and insects, for weather tight operation.

**Mounting:** Recessed mounted, with optional CPX concrete pour box provided.

**Installation:** Please refer to installation instructions.

**Finish:** Stainless steel faceplate with optional zinc-polyester powder coat finish in black, white, silver, bronze, or any custom RAL color. Consult factory for marine grade or anti-microbial finish.

**Light Engine:** Standard constant current non-dimming driver powering high quality LEDs. 0-10v dimming driver optional.



### Dimensions

Content of specification sheet subject to change

# LUMUX

## HOUSING & CPX CONCRETE POUR BOX DIMENSIONS

SLR300 SERIES



CPX Concrete Pour Box

Content of specification sheet subject to change

# LUMUX

## STEP LIGHT


### SLR SERIES COLLECTION




SLR300RR



SLR300RS



SLR300SR



SLR300SS