

LUMUX

STEP LIGHT

SL500SS

DATE: _____
PROJECT: _____
FIRM: _____
CATALOG NO.: _____
COMMENTS: _____



The SL500SS Series are elegant architectural step lights, precision engineered in stainless steel for durability and performance.

The SL500SS Series luminaires offer a distinctively contemporary, minimalist design. Ideal for illuminating steps, facades, and walls along access ways, SL500SS step lights are powerful ADA LED solutions, energy-efficient for long-lasting indoor and outdoor applications. SL500SS Series luminaires feature a durable stainless steel faceplate mounted to a diecast aluminum housing retaining an impact-resistant glass diffuser with grill options.

up to
825 lm

12 w

up to
71 lm/W

LUMUX LIGHTING

7803 Industry Ave, Pico Rivera, CA 90660
sales@lumux.com | 562-801-5100

Content of specification sheet subject to change

LUMUX

STEP LIGHT SL500SS

SL500SS is an elegant stainless steel ADA step and wall light with a modern design and turtle-friendly option, perfect for campus, resort and residential use.

Ordering Guide

Catalog No.	Wattage	LED Color	Color Temp ¹	Voltage	Finish	Options ²
SL500SS	12W	White Amber-TF	2700K 3000K 3500K 4000K	120-277v	Stainless Steel Black White Silver Bronze Custom RAL ²	<input type="checkbox"/> 0-10V Dimming

¹Consult factory for additional options

²Consult factory for additional pricing

Catalog No.: _____

Performance Specifications	
Flux 825 lm (4000K)	LER 71 lm/W
Power 12W	120-277v input voltage
Starting temp. rated to -20°F	
0-10v Dimming Driver option	
Lumen Maintenance*: tbd	

Environmental Specifications	
BUG rating: tbd	Amber-TF turtle-friendly option
CRI 80	Color temperature options
IP65	ETL listed for wet-locations
Effective Projected Area: n/a	Marine Grade option
5-year limited warranty	Made in the USA

Delivered Lumens & Wattage per color temperature:

	2700K	3000K	3500K	4000K	WATTS
SL500SS	550 lm	625 lm	725 lm	825 lm	12W

For higher lumen packages, please consult the Lumux sales team.

Housing: SL500SS luminaires feature a stainless steel faceplate mounted to a diecast low-copper aluminum housing with vandal-resistant stainless steel screws.

Lens: Sealed one-piece shatter-proof frosted glass diffuser.

Gasket: Closed-cell silicone foam gasket that seals out moisture, dust, and insects, for weather tight operation.

Mounting: Recessed mounted, with optional CPX concrete pour box provided.

Installation: Please refer to installation instructions.

Finish: Stainless steel faceplate with optional zinc-polyester powder coat finish in black, white, silver, bronze, or any custom RAL color. Consult factory for marine grade or anti-microbial finish.

Light Engine: Standard constant current non-dimming driver powering high quality LEDs. 0-10v dimming driver optional.



Dimensions

Content of specification sheet subject to change

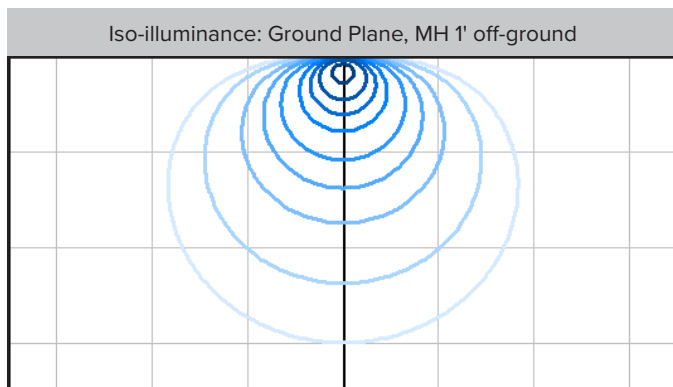
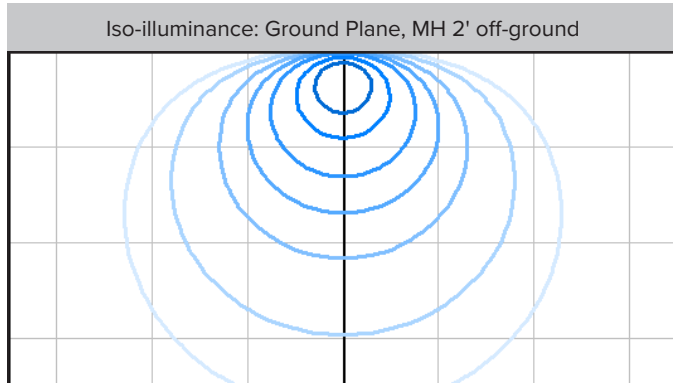
LUMUX

STEP LIGHT SL500SS (DOWNLIGHT ORIENTATION)

Photometry	IESNA: LM-63-2002
TEST: 14165719.05	TEST LAB: UL LLC.
LUMINAIRE: SL500SS	DATE: 2022-02-07
IES Classification: Type V	Longitudinal Class: Very Short
Luminaire Lumens	836 (4000K)
Luminaire Efficacy Rating (LER)	71
Total Luminaire Watts	11.76
Upward Waste Light Ratio	0.00
Max. Candela	338.3 (0H, 0V)
Max. Cd. < 90° Vertical	338.3 (0H, 0V)
Max. Cd. (At 90 Deg. Vert.)	0 (0.0%)
Max. Cd. (80 to <90 Deg. Vert.)	21.9 (2.6%)
Cutoff Classification: Cutoff	BUG Rating: B1-U0-G0

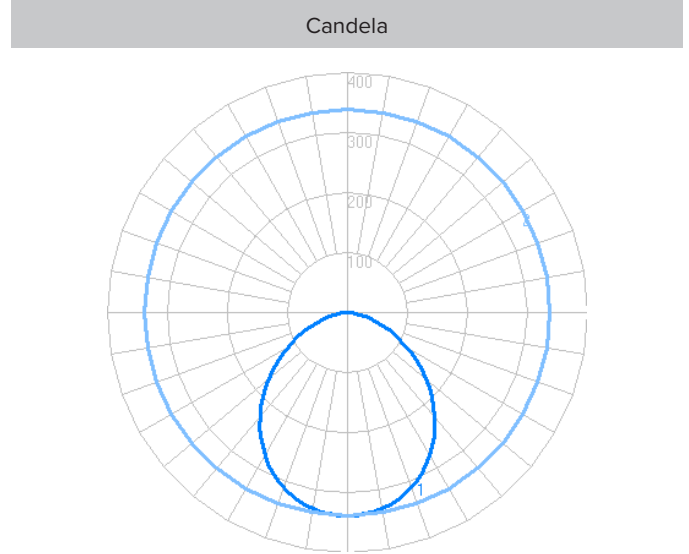
Downlight Orientation.

Technical aspects may change without notice.



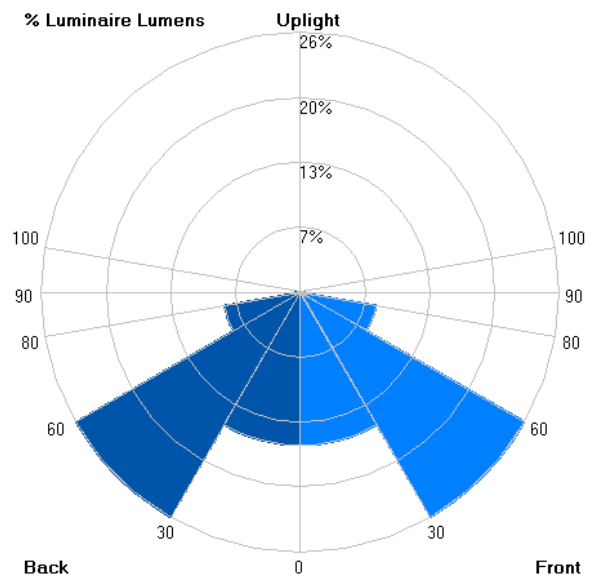
Foot-candles: 0.1, 0.2, 0.5, 1, 2, 5, 10, 20, 50 | Grid spacing 5'

Sample isoilluminance plots. For precise values, use Lumux IES file with photometry software and correct surface reflectances.



Zonal Lumens

LCS	Zone	Lumens	%Lum.
FL	(0-30)	129.3	15.5
FM	(30-60)	219.0	26.2
FH	(60-80)	65.1	7.8
FVH	(80-90)	4.8	0.6
BL	(0-30)	129.3	15.5
BM	(30-60)	219.0	26.2
BH	(60-80)	65.1	7.8
BVH	(80-90)	4.8	0.6
UL	(90-100)	0.0	0.0
UH	(100-180)	0.0	0.0
Total		836	100



LUMUX

STEP LIGHT SERIES COLLECTION



SL500SS



SLS100



SL400SS



SL532SS



SLR300RR



SL2024-9



SL550SS



SLS150



SL450SS



SL562SS



SL563SS



SL420SS