

LUMUX

STEP LIGHT SL400SS

DATE: _____
PROJECT: _____
FIRM: _____
CATALOG NO.: _____
COMMENTS: _____



SL400SS from Lumux is an elegant architectural step light featuring a precision engineered stainless steel faceplate for durability and performance.

SL400SS offers a distinctively contemporary, minimalist design. Ideal for illuminating steps, facades, and walls, SL400SS is a powerful outdoor LED solution. SL400SS Series step lights are energy-efficient for long-lasting indoor and outdoor applications, recessed mounted with a CPX housing for wall, masonry, or concrete installation. Part of the collection that includes SL410SS, SL420SS and SL450SS. Constant Current or 12V DC options.

up to **250** lm **4** w average **60** lm/W

Content of specification sheet subject to change

LUMUX

STEP LIGHT SL400SS

SL400SS is an elegant step and wall accent light with a modern design, perfect for commercial spaces, campus, resort and residential use.

Ordering Guide

Catalog No.	LED Color	Color Temp ¹	Voltage	Finish ²	Options ²
SL400SS	White	2700K	120-277v	Stainless Steel	<input type="checkbox"/> 0-10v Dimming <input type="checkbox"/> 12V DC
	Amber-TFA	3000K		Black	
	Red	3500K		White	
	Green	4000K		Silver	
	Blue			Bronze	
				Custom RAL ²	

¹Consult factory for additional options

²Consult factory for additional pricing for powdercoat finishes

Catalog No.: _____

Performance Specifications	
Flux 250 lm (4000K)	LER 60 lm/W
Power 4W	120-277v input voltage
Starting temp. rated to -20°F	Constant Current standard
Dimmable driver (0-10v) option	12V DC optional
Lumen Maintenance*: L70 100K hrs	

Environmental Specifications	
BUG rating: per orientation	TFA turtle-friendly amber option
CRI 80	Color temperature options
IP65	ETL listed for wet-locations
Effective Projected Area n/a	Marine Grade option
5-year limited warranty	Made in the USA

Delivered Lumens & Wattage per color temperature:

	2700K	3000K	3500K	4000K	WATTS
SL400SS	220 lm	230 lm	250 lm	250 lm	4W

For higher lumen packages, please consult the Lumux sales team.

TFA turtle-friendly amber light provides 80 lumens at 2.3W.

Housing: SL400SS features a stainless steel faceplate mounted to a diecast low-copper aluminum housing with vandal-resistant stainless steel screws.

Lens: Sealed one-piece shatter-proof frosted glass diffuser.

Gasket: Closed-cell silicone foam gasket that seals out moisture, dust, and insects, for weather tight operation.

Mounting: Surface-mounted or recessed, with the housing acting as the concrete pour-box.

Installation: Please refer to installation instructions.

Finish: Stainless steel, with optional zinc-polyester powdercoat finish in black, white, silver, bronze, or any custom RAL color. Consult factory for marine grade or anti-microbial finish.



Dimensions

*Lumen Maintenance Report: Forzlux BB03AA

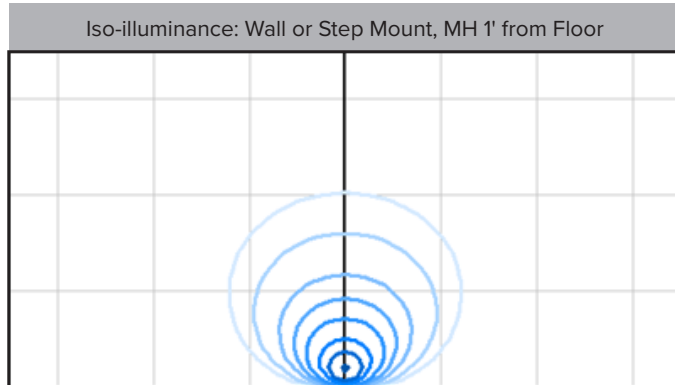
Content of specification sheet subject to change

LUMUX

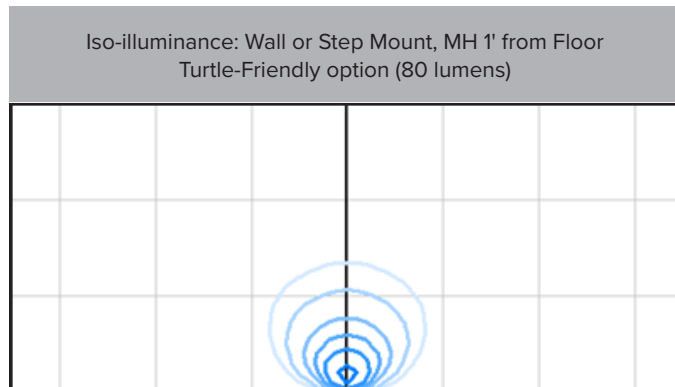
STEP LIGHT SL400SS (DOWNLIGHT ORIENTATION)

Photometry	IESNA: LM-63-2002
TEST: L102310203	TEST LAB: Light Laboratory Inc.
LUMINAIRE: SL400SS	DATE: 2023-10-04
IES Classification: Type VS	Longitudinal Class: Very Short
Luminaire Lumens	249 (4000K)
Luminaire Efficacy Rating (LER)	64
Total Luminaire Watts	3.88W
Upward Waste Light Ratio	0.00
Max. Candela	105
Max. Cd. < 90° Vertical	105
Max. Cd. (At 90 Deg. Vert.)	0 (0.0% Luminaire)
Max. Cd. (80 to <90 Deg. Vert.)	5 (2.0% Luminaire)
Cutoff Classification: N.A.	BUG Rating: B0-U0-G0

Technical aspects may change without notice.

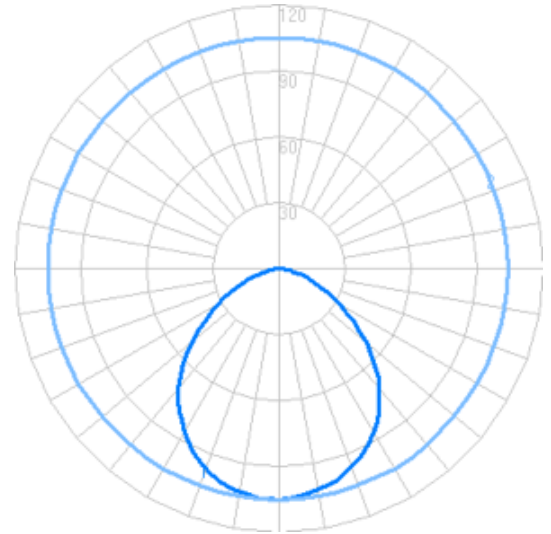


Foot-candles: 0.1, 0.2, 0.5, 1, 2, 5, 10, 20 | Grid spacing 5'



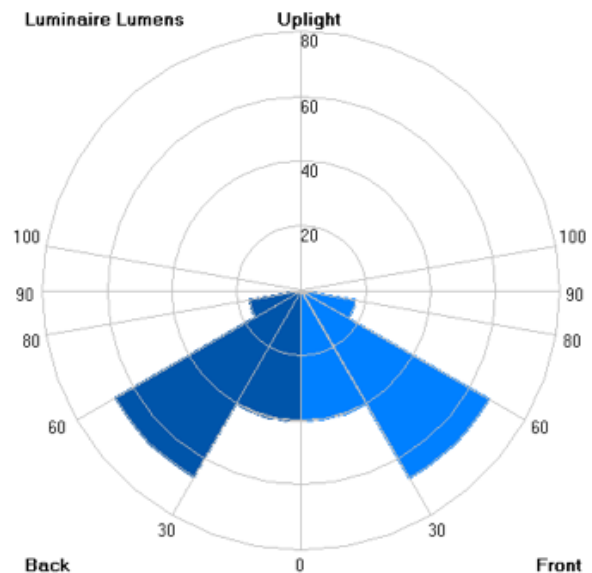
Foot-candles: 0.1, 0.2, 0.5, 1, 2, 5 | Grid spacing 5'

Candela



Zonal Lumens

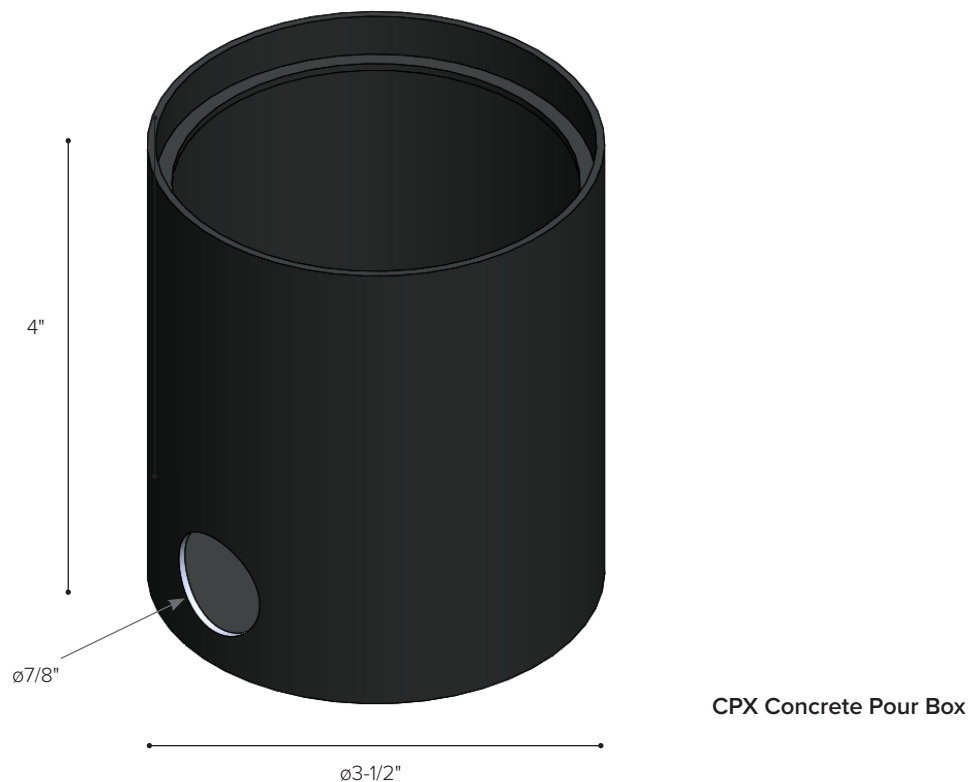
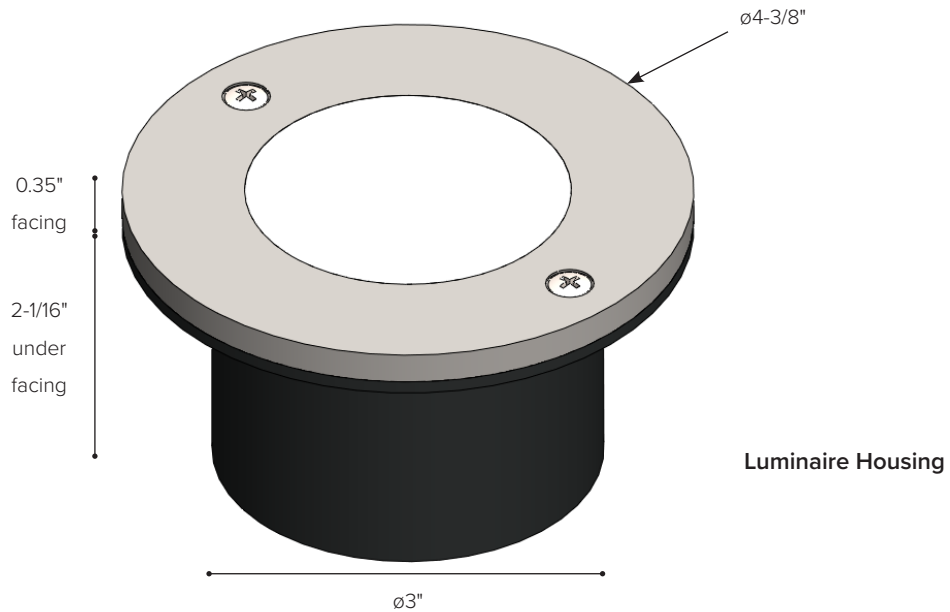
LCS	Zone	Lumens	%Lum.
FL	(0-30)	40.2	16.1
FM	(30-60)	66.9	26.8
FH	(60-80)	17.0	6.8
FVH	(80-90)	1.2	0.5
BL	(0-30)	40.3	16.2
BM	(30-60)	66.4	26.6
BH	(60-80)	16.3	6.5
BVH	(80-90)	1.0	0.4
UL	(90-100)	0.0	0.0
UH	(100-180)	0.0	0.0
Total		249	100



LUMUX

HOUSING & CPX CONCRETE POUR BOX DIMENSIONS

SL400SS



Content of specification sheet subject to change

LUMUX

LUMINAIRES IN THIS COLLECTION




SL400SS



SL420SS



SL450SS



SL410SS