

LUMUX

STEP LIGHT SL300SS SERIES


DATE: _____
PROJECT: _____
FIRM: _____
CATALOG NO.: _____
COMMENTS: _____



SL300SS



SL330SS



SL332SS

The SL300SS Series are elegant architectural step lights, precision engineered in stainless steel for durability and performance.

The SL300SS Series luminaires offer a distinctively contemporary, minimalist design. Ideal for illuminating steps, facades, and walls along access ways, SL300SS Series step lights are powerful ADA LED solutions, energy-efficient for long-lasting indoor and outdoor applications. SL300SS Series luminaires feature a durable stainless steel faceplate mounted to a diecast aluminum housing retaining an impact-resistant glass diffuser with grill options.

up to
100 lm

3w

up to
37 lm/W

Content of specification sheet subject to change

LUMUX

STEP LIGHT SL300 SERIES

SL300SS is an elegant ADA step and wall light with a modern design and faceplate finish options, perfect for campus, resort and residential use.

Ordering Guide

Catalog No.	Faceplate	Wattage	LED Color	Color Temp ¹	Voltage	Finish	Options ²
SL300SS	Diffuser	3W	White	2700K	120v	Stainless Steel	
SL330SS	Grill		Amber-TF	3000K	277v	Black	
SL332SS	Louvered		Red	3500K		White	
			Green	4000K		Silver	
			Blue			Bronze	
						Custom RAL ²	

¹Consult factory for additional options

²Consult factory for additional pricing

Catalog No.: _____

Performance Specifications	
Flux 100 lm (4000K)	LER 37 lm/W
Power 3W	120 or 277v input voltage
Starting temp. rated to -20°F	
Non-dimming constant current driver	
Lumen Maintenance*: tbd	

Environmental Specifications	
BUG rating: tbd	Amber-TF turtle-friendly option
CRI 80	Color temperature options
IP65	ETL listed for wet-locations
Effective Projected Area: n/a	Marine Grade option
5-year limited warranty	Made in the USA



SL300SS



SL330SS



SL332SS

Dimensions

Delivered Lumens & Wattage per color temperature:

	2700K	3000K	3500K	4000K	WATTS
SL300SS	65 lm	75 lm	85 lm	100 lm	3W
SL330SS	20 lm	25 lm	30 lm	35 lm	3W
SL332SS	20 lm	25 lm	30 lm	35 lm	3W

*Estimated lumens. For higher lumen packages, please consult the Lumux sales team.

Housing: SL300SS luminaires feature a stainless steel faceplate mounted to a diecast low-copper aluminum housing with vandal-resistant stainless steel screws.

Lens: Sealed one-piece shatter-proof frosted glass diffuser.

Gasket: Closed-cell silicone foam gasket that seals out moisture, dust, and insects, for weather tight operation.

Mounting: Recessed mounted, with optional CPX concrete pour box provided.

Installation: Please refer to installation instructions.

Finish: Stainless steel faceplate with optional zinc-polyester powder coat finish in black, white, silver, bronze, or any custom RAL color. Consult factory for marine grade or anti-microbial finish.

Light Engine: Standard constant current non-dimming driver powering high quality LEDs. Select 120v or 277v when ordering.

Content of specification sheet subject to change

LUMUX


STEP LIGHT SERIES COLLECTION



SL300SS



SL600SS




SL330SS



SL630SS



SL332SS



SL632SS