

# LUMUX

## FLOOD LIGHT

FL100

DATE: \_\_\_\_\_  
PROJECT: \_\_\_\_\_  
FIRM: \_\_\_\_\_  
CATALOG NO: \_\_\_\_\_  
COMMENTS: \_\_\_\_\_



FL100 from Lumux is compact yet powerful flood light that excels at defining outdoor spaces, landscapes, and architectural facades.

Ideal for illuminating outdoor spaces and facades, FL100 is a powerful outdoor LED solution with a pivoting lock-down head. FL100 offers a distinctively simple and classic design, constructed from heavy-duty diecast aluminum, providing durability that meets the highest standards in the most severe outdoor conditions.

up to  
**1225**lm

**20**w

up to  
**61**lm/W

# LUMUX

## FLOOD LIGHT FL100

Designed for architectural accent and landscape applications, FL100 is a high-performing flood light with a pivoting lock-down head.

### Ordering Guide

Catalog No.	Wattage	LED Color	Color Temp <sup>1</sup>	Voltage	Finish	Options <sup>2</sup>
FL100	20W	White	2700K	120-277v	Black	<input type="checkbox"/> 0-10v Dimming
			3000K		White	
			3500K		Silver	
			4000K		Bronze	
			5000K		Custom RAL <sup>2</sup>	

<sup>1</sup>Consult factory for additional options

<sup>2</sup>Consult factory for additional pricing

Catalog No.: \_\_\_\_\_

Performance Specifications	
Flux up to 1225 lm	LER up to 61 lm/W
Power up to 20W	120-277v input voltage
Starting temp. rated to -20°F	
0-10v Dimming driver option	
Lumen Maintenance*: tbd	

Environmental Specifications	
BUG rating: per orientation	
CRI 80	Color temperature options
IP65	ETL listed for wet-locations
Effective Projected Area 1 sq.ft.	Marine Grade option
5-year limited warranty	Made in the USA

### Delivered Lumens & Wattage per color temperature:

	2700K	3000K	3500K	4000K	5000K	WATTS
FL100	1050 lm	1175 lm	1200 lm	1225 lm	1250 lm	20W

For higher lumen packages, please consult the Lumux sales team.

**Housing:** FL100 features heavy-duty construction made from corrosion resistant low-copper diecast aluminum, secured with vandal-resistant stainless steel screws.

**Lens:** Sealed shatter-proof glass optic, enclosing anodized aluminum reflector.

**Gasket:** Closed-cell silicone foam gasket seals out moisture, dust, and insects, for weather-tight operation. IP65 and ETL listed for wet locations.

**Mounting:** Mounts to standard junction box with ½" NPT fitting.

**Installation:** Please refer to installation instructions.

**Finish:** Zinc polyester powder coat finish in black, white, silver, bronze, or any custom RAL color. Consult factory for marine grade or anti-microbial finish.

**Light Engine:** Constant Current driver powering high quality LEDs, with optional 0-10v dimming.



### Dimensions

Content of specification sheet subject to change

# LUMUX

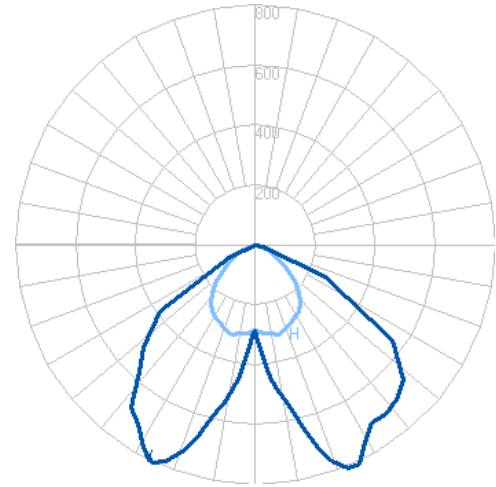
## FLOOD LIGHT

### FL100

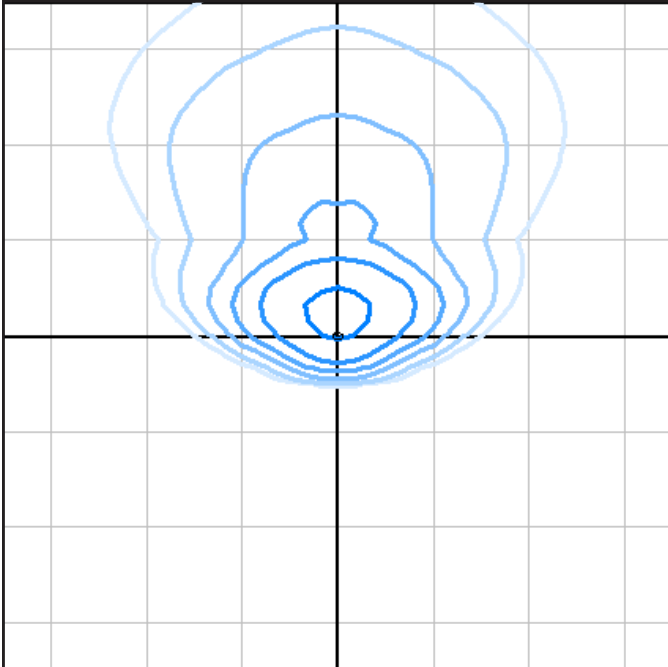
Photometry	IESNA: LM-63-2002
Lumux Lighting	Test Lab.: Lighting Sciences Inc.
Test: 29736	Date: 2011-10-27
Luminaire: FL100	NEMA Type: 6H X 7V
Max Candela: 808.6	Max Candela Angle: 0H 25.5V
Horiz. Beam Angle (50%): 89.5	Horiz. Field Angle (10%): 127.3
Vert. Beam Angle (50%): 114.0	Vert. Field Angle (10%): 139.5
Beam Lumens: 1068	Field Lumens: 1584
Beam Efficiency: 33%	Field Efficiency: 49%
Luminaire Lumens: 1616	Spill Lumens: 32
Total Luminaire Watts: 44.1 W	LER Efficacy: 36 lm/W (4000K)

Technical aspects may change without notice.

### Axial Candela

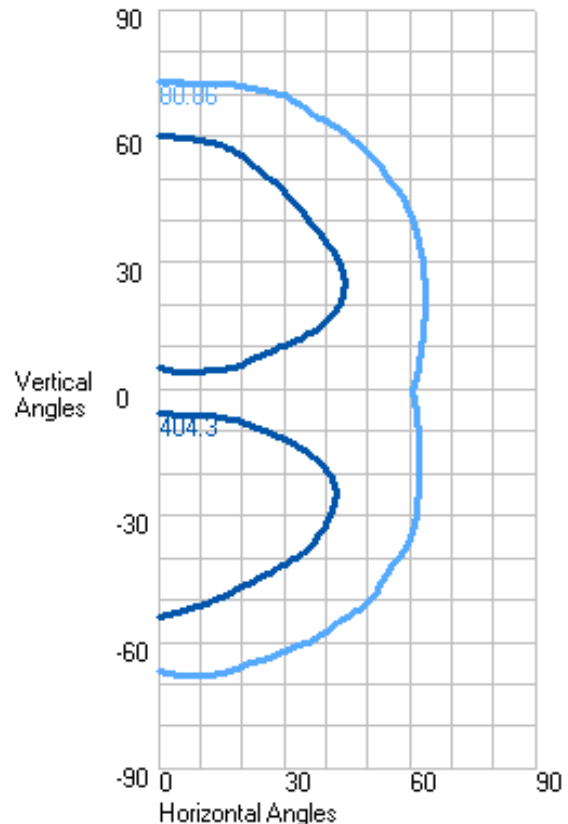


### Iso-illuminance: Wall Plane, 10' distance from wall, 45 deg. angle



Foot-candles: 0.1, 0.2, 0.5, 1, 2, 5 | Grid spacing 10'

### Isocandela



Sample isoilluminance plots. For precise values, use Lumux IES file with photometry software and correct surface reflectances.

Content of specification sheet subject to change

# LUMUX

## LUMINAIRES IN THE COLLECTION FLOOD LIGHTS



FL500-4  
15W

**COMING SOON!**



FL500-7  
39W

**COMING SOON!**



FL500-9  
72W

**COMING SOON!**



FL200-3  
6W & 12W



FL500-4  
29W



FL100  
6,000 lumens

**COMING SOON!**



LF400  
Linear flood wall wash



LF400-2  
Continuous linear flood  
**COMING SOON!**



LLF800-2  
Recessed flood

**COMING SOON!**



LF600SS  
Ingrade uplight flood



SL2024 Series  
Ingrade uplight flood