




TK-63 Pro

Three-mode Mechanical Keyboard

PRODUCT DIAGRAM



Device Name

USB connection: Gaming Keyboard

2.4G connection: 2.4G Wireless Device

BT3.0 connection: BT3.0KB

BT5.0 connection: BT5.0KB

SPECIFICATIONS:

Number of keys: 63(Hot Swappable Mechanical Switch)

Materials: ABS Body, PBT Pudding Keycaps

Battery: 3000mAh

Charging Time: Around 5 hrs

Interface: Type-C

Connection Mode: 2.4G & Bluetooth & Wired

Anti-ghosting:

All modes and devices support full-key anti-ghosting

Compatibility:

Bluetooth	Compatible with all Bluetooth devices, Bluetooth 5.0 compatible with Windows 8 or above, Mac OS, Linux, Android, IOS, PlayStation.
2.4G	According to USB standard protocol, compatible with Windows 2000 and above, Mac Os, Linux, Android, IOS, XBOX.

Dimensions: 11.4x3.9x1.4 inches (289x99x37mm)

Weight: 1.34lb (608g)

WHAT' S IN THE BOX:

TK-63 Pro Mechanical Keyboard * 1

Switch Puller * 1

Keycap Puller * 1

USB Type-C Cable * 1

2.4G Dongle * 1

Quick Operation Guide * 1




Detailed User Guide * 1

DETAILED USER GUIDE

Recharge

Insert the Type-C cable to charge the keyboard
(the keyboard can be charged in the Bluetooth/Wired/Wireless/Off state).



Charging Indicator

When the keyboard is charging, the  key will light up in green. You can press  +  to turn off or on the charging indicator.

Battery Level	Indication Method
Low Power	Slow Flashing Red Light
Charging	Green Light
Full Charge	Back to Normal Backlight

Battery Indicator




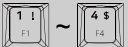
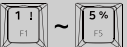
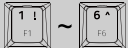

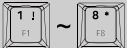
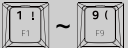



Press  +  to check the battery level.

Note:


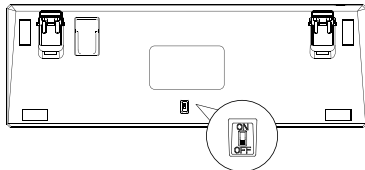
* The battery indicator can take up to 10 seconds to show the correct color per charge level immediately after plugging in.

* Please turn on the battery switch on the back of the keyboard, battery level can be checked in wireless mode only.

Light-up Key					
Battery Level	10%	20%	30%	40%	50%
Light-up Key					
Battery Level	60%	70%	80%	90%	100%

Wired / Bluetooth / 2.4G Mode

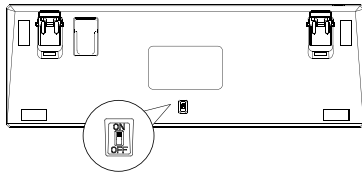
1. Wired Mode





Switch to OFF and connect to the device via Type-C cable.

Note: In Wired mode, the keyboard will not automatically enter the sleep mode.

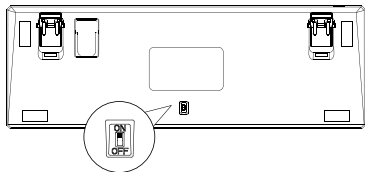
2. Bluetooth Mode





Switch to ON, in Bluetooth mode, holding down  +  for 3 seconds, and then search for “BT5.0KB” or “BT3.0KB” in the device's Bluetooth menu to connect the keyboard.

Connect to other devices through pressing  +  /  +  as above. To connect multiple devices, press FN+Q/W/E to switch between devices.

3. 2.4G Mode



Switch to ON, In 2.4G mode, holding down  +  3 seconds, and then search for “2.4G Wireless Device” in the device systems to connect the keyboard.

Re-connection Indication:



After the keyboard wakes up, it will remain to the last used mode. During 2.4G or Bluetooth

re-connection, the indicator light flashes slowly. After the connection is successful, the indicator light will be on for 2s. If the re-connection fails, the indicator light turns off and enters sleep mode. During the re-connection process, press the key to extend the re-connection process.

Sleep Mode

With 2.4G or Bluetooth mode, the keyboard will enter sleep mode after 2 minutes of no activity. Simply click any key to reactive the keyboard.

Backlight Mode:

Press  +  key to switch the light mode sequence: wave (default), always bright, breathing, ripple, convergence, neon, laser, sine wave, colorful fountain, and so on, 15 light settings in total.

Features a total of 5 brightness levels, 5 light speeds and 8 colors, and 7 sequences with colors including ice blue, red, green blue, orange, purple, yellow.

Normal light mode and 3 others modes do not have adjustable backlight speed; the rest of the backlight modes can be adjusted.

Windows Combination Keys

1.RGB Backlight Setting



+



Change light effect color



Decrease backlight brightness



Increase backlight brightness



Turn on/off backlight



Lower light effect speed



Increase light effect speed



Change light effect mode

2.Special Keys



+



Windows mode



Mac mode



Battery power



Turn on/off charging indicator



Restore defaults



Double-click lock/unlock

3.Multimedia Control



+



Decrease Volume



Increase Volume



Mute Volume



Previous Track



Play / Pause



Next Track

4.Function Key-1



+



PS Print Screen



SL Scroll Lock



PB Pause / Break



INS Insert



HOME Home



PGUP Page Up



DEL Delete



END End



PGDN Page Down

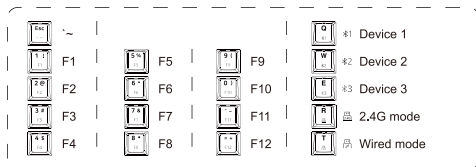


Win Key lock/unlock

5.Function Key-2



+

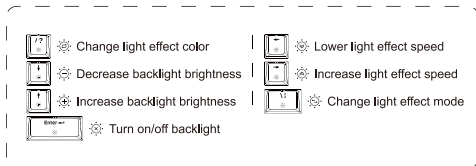


Mac Combination Keys

1.RGB Backlight Setting



+



2.Special Keys



+



Windows mode



Mac mode



Battery power



Turn on/off charging indicator



Restore defaults



Double-click lock/unlock

3.Multimedia Control



+



Decrease Volume



Increase Volume



Mute Volume



Previous Track



Play / Pause



Next Track

4.Function Key-1



+



PS Print Screen



SL Scroll Lock



PB Pause / Break



INS Insert



HOME Home



PGUP Page Up



DEL Delete



END End



PGDN Page Down



⊞ Win Key lock/unlock

5.Function Key-2



+



~



Decrease screen brightness



Increase screen brightness



Task window



Call out siri



#1 Device 1



#2 Device 2



#3 Device 3



2,4G mode



Wired mode

ELECTRICAL SPECIFICATIONS(For Reference Only)

Charge current	540-580mA
Wired lights on mode current	110.2mA
2.4G lights on mode current	168.6mA
2.4G sleep mode current	4.37mA
Bluetooth 3.0 lights on mode current	168.2mA
Bluetooth 3.0 sleep current	3.87mA
Bluetooth 5.0 lights on mode current	168.4mA
Bluetooth 5.0 sleep current	3.87mA
Turn off the backlight current	39.8mA

TECHNICAL SPECIFICATIONS

Wireless Range: ≤32.8 ft

Bluetooth Re-connection Time: ≤5s

Working Voltage: 3.7V (When the battery voltage is lower than 3.3V or under low battery, Ctrl key will flash red.)

RF Power: 30dbm

Working Frequency: 2402/2446/2479

REMAP KEYS

The keyboard comes with custom software for Windows, which allows you to remap keys, edit macros as well as other functions! Please use the link to access the tutorial video and the software for Windows.

 Website

<https://bit.ly/TK-63Pro>



 www.tezarre.com

 info@tezarre.com